

Fluid-Applied Roofing Systems



"The name trusted in roofing since 1906"

mulehide.com





COATINGS

There is more to roofing than total replacement. When considering lifecycle costs, it can make sense to prolong the life of the roof with coatings and qualify for a fresh NDL warranty on an existing roof.

Reflective roof coatings extend the service life of a mature roofing system. Lasting restoration or repair delays capital expense until an expensive tear off or overlay is necessary.

- Trusted performance with quick application & cleanup using brush, roller or airless sprayer
- Proven, time-tested formulations
- Minimal disruption to the building
- Maximize installed cost value
- Energy Savings—meets CRRC cool roof requirements by reflecting solar energy and reducing interior building temperatures

ANATOMY OF COATINGS

Roof coating systems are applied in layers to build desired dry mil thickness:

- All installations require proper cleaning prior to application
- Depending on substrate, primer may be required
- Penetrations are individually addressed before Base application
- Tinted Base eliminates guesswork when applying Finish
- With annual maintenance, a properly installed coating system may perform up to 20 years



APPLICATION METHODS:



Airless Sprayer



Roller



Brush





SILICONE COATINGS

Silicone Roof Coating is a high solids, single-part elastomeric roof coating and manufactured from durable inorganic silicone resins, reinforcing and reflective pigments. Apply over new spray-applied polyurethane foam, EPDM, TPO, aged PVC, aged acrylic coatings, concrete, asphalt built-up roofs, granulated modified bitumen roofs and metal roofs.

- Provides years of durable, low-maintenance seamless protection—control UV damage, reduce thermal shock, fully-adhered system seals off water entry points
- Superior resistance to ponding water—low water absorption outperforms conventional solvent- and water-based protective roof coatings
- Same day recoating possible with quick cure time
- Low odor—solvent-free formula; VOC compliant throughout North America
- White 100% Silicone Roof Coating improves rooftop air conditioning unit efficiency

Silicone coatings are the best choice when:

- There is ponding water
- A complex roof provides installation issues for a conventional membrane roof
- Two roofing systems exist (eliminating tear-off)

ACRYLIC COATINGS

Acrylic Roof Coating is an elastomeric water-based roof coating system or maintenance coating over metal and on smooth asphalt built-up roofs, Mod Bit, EPDM, TPO and PVC.

- Exceptional exterior durability and UV stability
- Specifications for both reinforced and non-reinforced assemblies
- Superior flexibility in low temperature environments

Acrylic coatings are the best choice:

- On tight budgets
- When there is no ponding water
- Over a metal roof with minimal rust when installation temperatures are above freezing

SEBS COATINGS

SEBS Roof Coating is an elastomeric solvent-based roof coating for the repair and restoration of metal roofs. Based on tough, elastic Styrene Ethylene/Butylene Styrene polymers and a clear adhesive hydrocarbon resin in an aromatic hydrocarbon vehicle.

- Excellent adhesion to metal
- Ideal solutions for rusty roofs
- Ultra-low moisture permeability prevents corrosion
- Superior elasticity conforms to building movement
- High tensile strength withstands roof traffic
- Antioxidants and light stabilizers ensure durability

SEBS coatings are the best choice when:

- Restoring a rusty metal roof
- Over a metal roof when temperatures are near freezing



OUTLINING THE FACTS

Coatings have progressed from a maintenance decision to a long-term roofing investment with NDL system warranties up to 20 years.

BEST PRACTICES ON A ROOF COATING INSTALL

1. Coatings alone will not fix a leaky roof

As stated, the primary function of a coating is to extend the service life of an existing roofing system. If the existing roofing system leaks or is severely deteriorated in areas, applying a liquid coating over the affected area is not a long-term solution. Short-term success, maybe, but certainly not a long-term fix.

2. The existing roofing system must be repaired with like materials before applying a coating

Prior to installing any coating, the existing roofing system must be repaired with like materials and brought up to a watertight condition. When restoring a roof, it is very important to not just treat the symptom but also to correct the cause. By addressing defective roof issues in advance, fluid applied roofing systems can qualify for NDL warranties up to 20 years.

3. Moisture trapped below a coating will try to get out through the coating

Remove all moisture trapped within the existing roofing system. A moisture scan alone does not confirm the absence of moisture. Core cuts of the existing system are required to verify the findings of the moisture scan. Remove and replace all wet materials in the existing roofing system before applying any coating.



4. Coatings don't stick to everything

Adhesion tests are critical in determining the suitability of a particular coating over a particular substrate. Failure to perform adhesion tests before starting the project can lead to catastrophic failures in the new coating system.

5. Coatings do not work well on a gravel-surfaced roof

Gravel surfacing presents numerous problems for a coating project. Enough liquid can be poured over gravel until it is completely covered, but extremely thick coating application presents a whole new set of problems ranging from never drying to severe cracking.

6. Coatings do not stick to a dirty surface

Surface prep must include a thorough cleaning of the original roofing system. Cleaning should include more than power washing with plain water. An appropriate cleaner followed by rinsing is required to provide a suitable surface. Sometimes, heavily soiled roofs require multiple cleanings to achieve required cleanliness.

7. Spray-apply coatings

Coatings can be applied with a brush, roller or sprayed. Not all sprayers work with all coatings. Spraying coatings provides more even coverage and a better appearance than brushing or rolling but requires an initial capital investment of \$15,000-\$20,000 for proper equipment. Roof coatings can be very thick requiring a powerful spray rig to deliver the coating to the substrate.

8. Review formal specifications

Always read manufacturer specifications and consult with a Mule-Hide Territory Manager prior to starting a project.



DESIGN POINT: STAINING/BLEED THROUGH

Asphalt roofs contain light oils. New asphalt and modified bitumen should age a minimum of 90 days prior to coating application to allow the oils to leave the membrane. Even aged asphalt and modified bitumen have enough retained oil to cause staining. Any coating applied over asphalt or modified bitumen should have a stain blocker.

ROOF COATING RESTORATION COMPARISONS OVER:

ASPHALT BASED ROOFS

Attribute	Acrylic		SEBS		Silicone		
Resistance to Ponding Water	Fair		Excellent		Very Good		
Permeable	Yes		No		Yes		
Primer Required	No		No		Yes		
Low Temperature Restrictions	Installation temperatures must be above 45°F for 48 consecutive hours		Installation temperatures down to 35°F but cannot be within 5°F of Dew Point		Installation temperatures must be above 40°F		
High Temperature Restrictions	Do not exceed 110°F		Do not exceed 100°F		Do not exceed 120°F		
Recoat Time	12 hours		4-6 hours		2-4 hours		
Strong Odor	No		Yes		Mild		
System	Acrylic		SEBS		Silicone		
Warranty	10 yr	15 yr	10 yr	15 yr	10 yr	15 yr	20 yr
20 Yr	115 Cleaner	115 Cleaner	115 Cleaner	115 Cleaner	115 Cleaner	115 Cleaner	115 Cleaner
Coverage per Sq	1/4-1/2 Gal	1/4-1/2 Gal	1/4-1/2 Gal	1/4-1/2 Gal	1/4-1/2 Gal	1/4-1/2 Gal	1/4-1/2 Gal
Primer	Not Required	Not Required	Not Required	Not Required	2-Part Epoxy Primer or Multibase SB	2-Part Epoxy Primer or Multibase SB	2-Part Epoxy Primer or Multibase SB
Coverage per Sq					1/4-Gal 2-Part Epoxy/1.5-Gal Multibase SB (If needed)	1/4-Gal 2-Part Epoxy/1.5-Gal Multibase SB (If needed)	1/4-Gal 2-Part Epoxy/1.5-Gal Multibase SB (If needed)
Seams & Flashing	A-200 Flashing	A-200 Flashing	SEBS Seam Sealer	SEBS Seam Sealer	Silicone Roof Sealant	Silicone Roof Sealant	Silicone Roof Sealant
Base Coat	A-300 Base	A-300 Base	SEBS Base	SEBS Base	100% Silicone Coating	100% Silicone Coating	100% Silicone Coating
1st Coat per Sq	1.5 Gal	1.5 Gal	1.5 Gal	2 Gal	Base coats are not required. Single-pass applications are recommended.		
Wet Mil Thickness	24	24	24	32			
Dry Mil Thickness	12	12	10	14			
Finish Coat	A-300 Finish	A-300 Finish	SEBS +	SEBS +	100% Silicone Coating	100% Silicone Coating	100% Silicone Coating
2nd Coat per Sq	1.5 Gal	1 Gal	1.5 Gal	1.5 Gal	1.5 Gal	2 Gal	2.5 Gal
3rd Coat per Sq	–	1 Gal	–	–	–	–	–
Wet Mil Thickness	24	32	24	24	24	32	40
Dry Mil Thickness	12	16	10	10	22	30	38
Total Minimum Requirements							
Gallons per Square	3 Gal	3.5 Gal	3 Gal	3.5 Gal	1.5 Gal	2 Gal	2.5 Gal
Dry Mil Thickness	24	28	20	24	22	30	38

APPLICATION METHODS:



Airless Sprayer



Roller



Brush



DESIGN POINT: ADHESION

TPO membranes have a low surface energy making adhesion difficult. Adhering coatings to TPO membranes require sanding, scuffing or priming the surface. A-300 Base TPO and Si TPO Primer formulas address low surface energy and improve coating adhesion.

ROOF COATING RESTORATION COMPARISONS OVER:

TPO ROOFS

Attribute	Acrylic		SEBS		Silicone		
Resistance to Ponding Water	Fair		Excellent		Very Good		
Permeable	Yes		No		Yes		
Primer Required	No		No		Yes		
Low Temperature Restrictions	Installation temperatures must be above 45°F for 48 consecutive hours		Installation temperatures down to 35°F but cannot be within 5°F of Dew Point		Installation temperatures must be above 40°F		
High Temperature Restrictions	Do not exceed 110°F		Do not exceed 100°F		Do not exceed 120°F		
Recoat Time	12 hours		4-6 hours		2-4 hours		
Strong Odor	No		Yes		Mild		
System	Acrylic		SEBS		Silicone		
Warranty	10 yr	15 yr	10 yr	15 yr	10 yr	15 yr	20 yr
Clean	115 Cleaner	115 Cleaner	115 Cleaner	115 Cleaner	115 Cleaner	115 Cleaner	115 Cleaner
Coverage per Sq	1/4-1/2 Gal	1/4-1/2 Gal	1/4-1/2 Gal	1/4-1/2 Gal	1/4-1/2 Gal	1/4-1/2 Gal	1/4-1/2 Gal
Primer	Not Required	Not Required	Not Required	Not Required	Si TPO Primer (if needed)	Si TPO Primer (if needed)	Si TPO Primer (if needed)
Coverage per Sq					1/8 Gal	1/8 Gal	1/8 Gal
Seams & Flashing	A-200 Flashing	A-200 Flashing	SEBS Seam Sealer SEBS+ w/reinforced fabric	SEBS Seam Sealer SEBS+ w/reinforced fabric	Silicone Roof Sealant	Silicone Roof Sealant	Silicone Roof Sealant
Base Coat	A-300 Base TPO	A-300 Base TPO	SEBS Base	SEBS Base	100% Silicone Coating	100% Silicone Coating	100% Silicone Coating
1st Coat per Sq	1.5 Gal	1.5 Gal	1.25 Gal	1.5 Gal	Base coats are not required. Single-pass applications are recommended.		
Wet Mil Thickness	24	24	20	24			
Dry Mil Thickness	12	12	8	10			
Finish Coat	A-300 Finish	A-300 Finish	SEBS +	SEBS +	100% Silicone Coating	100% Silicone Coating	100% Silicone Coating
2nd Coat per Sq	1.5 Gal	1 Gal	1.25 Gal	1.5 Gal	1.5 Gal	2 Gal	2.5 Gal
3rd Coat per Sq	–	1 Gal	–	–	–	–	–
Wet Mil Thickness	24	32	8	10	24	32	40
Dry Mil Thickness	12	16			22	30	38
Total Minimum Requirements							
Gallons per Square	3 Gal	3.5 Gal	2.5 Gal	3 Gal	1.5 Gal	2 Gal	2.5 Gal
Dry Mil Thickness	24	28	16	20	22	30	38

APPLICATION METHODS:



Airless Sprayer



Roller



Brush



DESIGN POINT: PLASTICIZER MIGRATION

PVC in its natural state is rigid. Added plasticizers make PVC flexible for use as a roofing membrane but difficult to coat. As PVC ages and plasticizers migrate out of the membrane, it becomes a candidate for roof coatings.

ROOF COATING RESTORATION COMPARISONS OVER:

PVC ROOFS

Attribute	Acrylic		Silicone		
Resistance to Ponding Water	Fair		Very Good		
Permeable	Yes		Yes		
Primer Required	No		Yes		
Low Temperature Restrictions	Installation temperatures must be above 45°F for 48 consecutive hours		Installation temperatures must be above 40°F		
High Temperature Restrictions	Do not exceed 110°F		Do not exceed 120°F		
Recoat Time	12 hours		2-4 hours		
Strong Odor	No		Mild		
System	Acrylic		Silicone		
Warranty	10 yr	15 yr	10 yr	15 yr	20 yr
Clean	115 Cleaner	115 Cleaner	115 Cleaner	115 Cleaner	115 Cleaner
Coverage per Sq	1/4-1/2 Gal	1/4-1/2 Gal	1/4-1/2 Gal	1/4-1/2 Gal	1/4-1/2 Gal
Primer	Not Required	Not Required	Multibase SB	Multibase SB	Multibase SB
Coverage per Sq			1.5 Gal (If needed)	1.5 Gal (If needed)	1.5 Gal (If needed)
Seams & Flashing	A-200 Flashing	A-200 Flashing	Silicone Roof Sealant	Silicone Roof Sealant	Silicone Roof Sealant
Base Coat	A-300 Base	A-300 Base	100% Silicone Coating	100% Silicone Coating	100% Silicone Coating
1st Coat per Sq	1.5 Gal	1.5 Gal	Base coats are not required. Single-pass applications are recommended.		
Wet Mil Thickness	24	24			
Dry Mil Thickness	12	12			
Finish Coat	A-300 Finish	A-300 Finish	100% Silicone Coating	100% Silicone Coating	100% Silicone Coating
2nd Coat per Sq	1.5 Gal	1 Gal	1.5 Gal	2 Gal	2.5 Gal
3rd Coat per Sq	–	1 Gal	–	–	–
Wet Mil Thickness	24	32	24	32	40
Dry Mil Thickness	12	16	22	30	38
Total Minimum Requirements					
Gallons per Square	3 Gal	3.5 Gal	1.5 Gal	2 Gal	2.5 Gal
Dry Mil Thickness	24	28	22	30	38

APPLICATION METHODS:



Airless Sprayer



Roller



Brush



DESIGN POINT: MEMBRANE SWELLING

EPDM membrane is very durable with excellent weathering properties but poor chemical resistance to solvents. Many solvents make EPDM membrane swell and deteriorate. Mule-Hide recommends acrylics and silicones on EPDM.

ROOF COATING RESTORATION COMPARISONS OVER:

EPDM ROOFS

Attribute	Acrylic		Silicone		
Resistance to Ponding Water	Fair		Very Good		
Permeable	Yes		Yes		
Primer Required	No		No		
Low Temperature Restrictions	Installation temperatures must be above 45°F for 48 consecutive hours		Installation temperatures must be above 40°F		
High Temperature Restrictions	Do not exceed 110°F		Do not exceed 120°F		
Recoat Time	12 hours		2-4 hours		
Strong Odor	No		Mild		
System	Acrylic		Silicone		
Warranty	10 yr	15 yr	10 yr	15 yr	20 yr
Clean	115 Cleaner	115 Cleaner	115 Cleaner	115 Cleaner	115 Cleaner
Coverage per Sq	1/4-1/2 Gal	1/4-1/2 Gal	1/4-1/2 Gal	1/4-1/2 Gal	1/4-1/2 Gal
Primer	Not Required	Not Required	Not Required	Not Required	Not Required
Seams & Flashing	A-200 Flashing	A-200 Flashing	Silicone Roof Sealant	Silicone Roof Sealant	Silicone Roof Sealant
Base Coat	A-300 Base	A-300 Base	100% Silicone Coating	100% Silicone Coating	100% Silicone Coating
1st Coat per Sq	1.5 Gal	1.5 Gal	Base coats are not required. Single-pass applications are recommended.		
Wet Mil Thickness	24	24			
Dry Mil Thickness	12	12			
Finish Coat	A-300 Finish	A-300 Finish	100% Silicone Coating	100% Silicone Coating	100% Silicone Coating
2nd Coat per Sq	1.5 Gal	1 Gal	1.5 Gal	2 Gal	2.5 Gal
3rd Coat per Sq	–	1 Gal	–	–	–
Wet Mil Thickness	24	32	24	32	40
Dry Mil Thickness	12	16	22	30	38
Total Minimum Requirements					
Gallons per Square	3 Gal	3.5 Gal	1.5 Gal	2 Gal	2.5 Gal
Dry Mil Thickness	24	28	22	30	38

APPLICATION METHODS:



Airless Sprayer



Roller



Brush



DESIGN POINT: RUST & SKYLIGHTS

Metal panels must be structurally sound to provide a safe work environment and suitable surface for coating application. Acrylics and silicones require treating rust before coating. SEBS is more forgiving and requires treating only severe rust. Fiberglass skylights are a safety hazard to roof workers. Never coat a skylight the same color as the roof.

ROOF COATING RESTORATION COMPARISONS OVER:

METAL ROOFS

Attribute	Acrylic			SEBS		Silicone		
Resistance to Ponding Water	Fair			Excellent		Very Good		
Permeable	Yes			No		Yes		
Primer Required	No			No		No		
Low Temperature Restrictions	Installation temperatures must be above 45°F for 48 consecutive hours			Installation temperatures down to 35°F but cannot be within 5°F of Dew Point		Installation temperatures must be above 40°F		
High Temperature Restrictions	Do not exceed 110°F			Do not exceed 100°F		Do not exceed 120°F		
Recoat Time	12 hours			4-6 hours		2-4 hours		
Strong Odor	No			Yes		Mild		
System	Acrylic			SEBS		Silicone		
Warranty	10 yr	15 yr	20 yr	10 yr	15 yr	10 yr	15 yr	20 yr
Clean	115 Cleaner	115 Cleaner	115 Cleaner	115 Cleaner	115 Cleaner	115 Cleaner	115 Cleaner	115 Cleaner
Coverage per Sq	1/4-1/2 Gal	1/4-1/2 Gal	1/4-1/2 Gal	1/4-1/2 Gal	1/4-1/2 Gal	1/4-1/2 Gal	1/4-1/2 Gal	1/4-1/2 Gal
Prime Rust Areas	A-125 Primer	A-125 Primer	A-125 Primer	Not Required	Not Required	A-125 Primer	A-125 Primer	A-125 Primer
Coverage per Sq	1/2 Gal	1/2 Gal	1/2 Gal			1/2 Gal	1/2 Gal	1/2 Gal
Seams & Flashing	A-200 Flashing	A-200 Flashing	A-200 Flashing	SEBS Seam Sealer	SEBS Seam Sealer	Silicone Roof Sealant	Seal-Fast Liqui-Flash	Seal-Fast Liqui-Flash
Base Coat	A-300 Base	A-300 Base	A-300 Base	SEBS Base	SEBS Base	100% Silicone Coating	100% Silicone Coating	100% Silicone Coating
1st Coat per Sq	1 Gal	1 Gal	1.5 Gal	1.25 Gal	1.5 Gal	Base coats are not required. Single-pass applications are recommended.		
Wet Mil Thickness	16	16	24	20	24			
Dry Mil Thickness	8	8	12	8	10			
Finish Coat	A-300 Finish	A-300 Finish	A-300 Finish	SEBS or SEBS +	SEBS or SEBS +	100% Silicone Coating	100% Silicone Coating	100% Silicone Coating
2nd Coat per Sq	1 Gal	1.5 Gal	1.5 Gal	1.25 Gal	1.5 Gal	1.5 Gal	1.5 Gal	2 Gal
Wet Mil Thickness	16	24	24	20	24	24	24	32
Dry Mil Thickness	8	12	12	8	10	22	23	31
Total Minimum Requirements								
Gallons per Square	2 Gal	2.5 Gal	3 Gal	2.5 Gal	3 Gal	1.5 Gal	1.5 Gal	2 Gal
Dry Mil Thickness	16	20	24	16	20	22	22	30

APPLICATION METHODS:



Airless Sprayer



Roller



Brush

ACRYLIC COATINGS

SPRAY EQUIPMENT MINIMUM REQUIREMENTS

- **Cleaning:** Properly clean and store all equipment and hoses after each use.
- **Pump:** Airless spray rig with a minimum material output of 2 gallons per minute at 3000 psi.
- **Hoses:** Maximum 300' of high-pressure material hose. Hose inside diameters (ID) are available 1/2" to 1/4". Whip hose length should be one ID size smaller than rest of hose length.
- **Spray Gun:** Airless spray gun must be equipped with swivel for handling ease. Gun must also be equipped with a Reverse-A-Clean nozzle.
- **Spray Tips:** .025" - .035" orifice size recommended, with a wide-angle fan pattern. Ideal orifice size varies with weather conditions. Always have spray tips at project site within the recommended orifice size range. Always use wet film gauge to determine the proper mil thickness.



A-300 FINISH

CRRC rated and ENERGY STAR listed highly elastomeric coating. Exceptional durability and UV stability extends roof life. Attractive bright white reduces energy consumption. Apply by brush, roller or airless sprayer.

Standard Color: White

Special Order Colors: Dark Gray, Light Gray, Beige, Tan, Warm Gray, Arizona Tan



White



Dark Gray



Light Gray



Beige



Tan



Warm Gray



Arizona Tan

**Colors shown are representative of product. Actual colors may vary.*

Product Code	Description	Coverage	Shelf Life
16MHA3001	1 Gallon Pail - White Only	2 Gallons per Sq	1 Year
16MHA3005	5 Gallon Pail		
16MHA30055	55 Drum		
16MHA300TO	275 Tote		



A-320 FINISH

Coating over asphaltic substrates and where periodic ponded water occurs. CRRC® rated and ENERGY STAR® listed. Areas where ponded water remains for more than 48 hours may require the installation of new drains to provide proper drainage or tapered insulation and new compatible roofing materials to create positive drainage to the existing drain system.



A-301 SKYLIGHT FINISH

Coats weathered skylight panels. Milky white in pail, dries to a translucent, flexible film for a watertight seal that allows light to pass through.

Product Code	Description	Coverage	Shelf Life
16MHA3201	1 Gallon Pail	See Product Data Sheet	1 Year
16MHA3205	5 Gallon Pail		
16MHA32055	55 Drum		
16MHA320TO	275 Tote		

Product Code	Description	Coverage	Shelf Life
16MHA3011	1 Gallon Pail	2 Gallons per Sq	1 Year
16MHA3015	5 Gallon Pail		



A-300 BASE

Apply to non corroded metal, modified bitumen, asphalt BUR, PVC, EPDM, Hypalon, polyurethane foam and concrete roofs. A high degree of rubber-like elasticity allows wide swings in temperature and significant building movement. A-300 Base provides a well-bonded surface for the application of A-300 FINISH coat.



A-300 BASE TPO

An all-acrylic polymer based coating designed for improved adhesion to the surface of suitably cleaned, weathered (minimum 4 years) TPO (thermoplastic polyolefin) roofing membranes and flashings. When applied to a properly cleaned, weathered TPO roof, A-300 BASE TPO provides a well-bonded light blue surface for the application of A-300 FINISH coat.

Product Code	Description	Coverage	Shelf Life
16MHA3BC5	5 Gallon Pail	1.5 Gallons per Sq	1 Year
16MHA3BC55	55 Drum		
16MHA3BCTO	275 Tote		

Product Code	Description	Coverage	Shelf Life
16MHA3BT5	5 Gallon Pail	1.5 Gallons per Sq	1 Year
16MHA3BT55	55 Drum		
16MHA3BTTO	275 Tote		



A-200 FLASHING GRADE

Highly flexible sealant for seams, penetrations, flashings, metal roof fasteners, and other areas to fill voids in the substrate. Brushed or extruded application.



MP LIQUID SEALANT

A 100% solids, non-shrink, one-part polyurethane pourable sealer used with metal roof seams and fasteners, gutters, damaged polyurethane foam and roof projections on PVC, EPDM, primed TPO, primed Mod Bit and primed BUR roofing systems.

Product Code	Description	Coverage	Shelf Life
16MHA2001	1 Gallon Pail	75-100 Lin. Ft Seams/ 300-400 Fastener Heads	1 Year
16MHA2003	3.5 Gallon Pail		
16MHA2005	5 Gallon Pail		
16MHA2005W5	5 Gallon Pail-Wand Grade		
16MHA2005W55	55 Gallon Pail-Wand Grade		
16MHA200WND	Wand		
16MH2003FW	Fibrated - White		
16MH2003FT	Fibrated - Tan		

Product Code	Description	Carton	Shelf Life
08MHMPLS2W	White	4 pouches per	1 Year
08MHMPLS2B	Black		
08MHMPLS2G	Gray		



A-125 METAL ROOF PRIMER

Zinc-rich, dark yellow color for easy-to-see coverage. Improves adhesion of finish coating while encapsulating rust and inhibiting new rust. Apply by brush, roller or airless sprayer.



115 CLEANER

Highly effective cleaner removes dirt and deposits commonly found on roof decks. Apply with a 2000-psi power washer to cut through grease and rinse away. Apply by low pressure sprayer.

Product Code	Description	Coverage	Shelf Life
16MHA1255	5 Gallon Pail	1/2 Gallon per Sq	1 Year
16MHA12555	55 Gallon Drum		
16MHA125TO	275 Gallon Tote		

Product Code	Description	Coverage	Shelf Life
16MHA1155	5 Gallon Pail	1/4-1/2 Gallon per Sq	1 Year
16MHA11555	55 Gallon Drum		

SILICONE COATINGS


SPRAY EQUIPMENT MINIMUM REQUIREMENTS

- **Cleaning:** Properly clean and store all equipment and hoses after each use.
- **Pump:** Graco 933es Hi Flo spray rig with a minimum material output of 4 gallons per minute at 3000 psi. Pump lower must be set to maximum lower-ball travel.
- **Hoses:** Maximum 250' of high-pressure (7250 psi) material hose, 3/4" ID with a 1/2"x 25' whip. Whip hose should be one ID size smaller than rest of hose length.
- **Spray Gun:** EHF Spray Gun (7250 psi) equipped with a Reverse-A-Clean nozzle.
- **Spray Tips:** XDF 7250 psi tip (.029 - .035) with recommended pressure at the gun should be 3000 psi while spraying.
- **Transfer Pump:** Monarch 5:1 pneumatic pump requires the use of an air compressor capable of delivering 20 CFM @ 90 psi.



SILICONE ROOF COATING

Is a 100% silicone based, single part roof coating that creates a barrier that is durable, elastic, resistant to weathering, breathable, watertight, and weatherproof. 100% Silicone Roof Coating is manufactured from durable inorganic silicone resins, reinforcing and reflective pigments and silane adhesions promoters.



LIQUI-FLASH

This product is a semi-self-leveling so that it can be used to seal seams and affect repairs on single-ply membranes at any slope. It may also be used to fill pitch pockets and pans, seal gutters and metal roof seams & fasteners with minimal tooling.



Product Code	Description	Carton	Weight	Shelf Life
16MHLFWH10	10oz Tube - White	12/ctn	8.6 lbs.	2 years
16MHLFWH20	20oz Sausage Tube - White	12/ctn	14.4 lbs.	
16MHLFWH1	1 Gallon Pail - White	4/ctn	33.8 lbs.	
16MHLFWH35	3.5 Gallon Pail - White	1 pail	25 lbs.	
16MHLFBK10	10oz Tube - Black	12/ctn	8.6 lbs.	
16MHLFBK20	20oz Sausage Tube - Black	12/ctn	14.4 lbs.	
16MHLFBK1	1 Gallon Pail - Black	4/ctn	33.8 lbs.	
16MHLFBK35	3.5 Gallon Pail - Black	1 pail	25 lbs.	
16MHLFGY10	10oz Tube - Gray	12/ctn	8.6 lbs.	
16MHLFGY20	20oz Sausage Tube - Gray	12/ctn	14.4 lbs.	
16MHLFGY1	1 Gallon Pail - Gray	4/ctn	33.8 lbs.	
16MHLFGY35	3.5 Gallon Pail - Gray	1 pail	25 lbs.	

Product Code	Color	Description	Coverage	Shelf Life
16MHSIRC1	White	1 Gallon Pail	Minimum 1.5 Gallon per Sq	2 Years
16MHSIRC5		5 Gallon Pail		
16MHSIRC55		55 Gallon Pail		
16MHSIRC1G	Gray	1 Gallon Pail		
16MHSIRC5G		5 Gallon Pail		
16MHSIR55G		55 Gallon Pail		
16MHSIRC5T	Tan	5 Gallon Pail		
16MHSIRC5B	Black			
16MHSIR5CG	Charleston Green			
16MHSIR5BR	Brown			
16MHSIR5TC	Terra Cotta			
16MHSIR5GR	Green			
16MHSIR5TR	Tinners Red			
16MHSIR5SR	Safety Red			
16MHSIR5SY	SafetyYellow			



SI TPO PRIMER

Promotes adhesion with 100% Silicone Roof Coating to new and aged TPO roofing membranes. Manufactured from a fast evaporating solvent carries and adhesive resins. Primer has a blue tint to allow applicator to better gauge application rates.

Product Code	Description	Coverage	Shelf Life
16MHSITPRP	1 Pint w/ brush applicator (clear)	1 pint per square	2 Years
16MHSITPR1	1 Gallon Pail (blue)	1 Gallon per 8-10 Sq	
16MHSITPR5	5 Gallon Pail (blue)		



SILICONE ROOF SEALANT

Is a high solids non-shrinking moisture cure silicone sealant that has minimal odor, contains no solvents and has less than 10 grams per liter VOC. Provides excellent adhesion to concrete, masonry, polyurethane foam, EPDM, TPO, aged PVC, aged acrylic coatings, granular cap sheet, wood, metals, Kynar® finishes and most other common building materials. Si TPO Primer is required for TPO roof membranes.



Product Code	Color	Description	Coverage	Shelf Life
16MHSISECL	Clear	1 tube (12/ctn)	See Product Data Sheet	2 Years
16MHSISEWH	White	1 tube (12/ctn)		
16MHSISEA1		1 Gallon Pail		
16MHSISEA3		3.5 Gallon Pail		



SI CLEANING SOLVENT

A high flash aromatic solvent that may be used to clean tools and equipment. This product is suitable for cleanup of asphalt, thermoplastic and silicone based products.

Product Code	Description	Coverage	Shelf Life
16MHSISOL1	1 Gallon Pail	N/A	2 Years
16MHSISOL5	5 Gallon Pail		



TIETEX 325 & 272 POLY FABRIC

Tietex 272 and Tietex 325 are 100% polyester stitch-bonded fabrics made without the use of adhesives. With unique elongation, quick wet-out and saturation.

	Product Code	Description	Weight
Tietex 325 Poly Fabric	09MHTT3043	1 roll - 4"X300'	1.5 lbs
	09MHTT3063	1 roll - 6"X300'	3 lbs
	09MHTT3123	1 roll - 12"X300'	6 lbs
	09MHTT3203	1 roll - 20"X300'	11 lbs
	09MHTT3403	1 roll - 40"X324'	22 lbs
Tietex 272 Poly Fabric	09MHTT2063	1 roll - 6"X300'	3 lbs
	09MHTT2123	1 roll - 12"X300'	6 lbs
	09MHTT2403	1 roll - 40"X324'	22 lbs



SI 2-PART EPOXY PRIMER KIT

A water-based primer promoting adhesion and prevent asphalt staining with our 100% Silicone Roof Coating. Also used over areas of rusted metal to encapsulate rust.

Product Code	Description	Coverage	Shelf Life
16MHSIEPK1	(1)2.5 gal Pt. A (1)2.5 gal Pt. B	1/2 Gallon per Sq	1 Year



MULTIBASE SB

Light yellow primer for concrete, modified bitumen, asphalt BUR, PVC, EPDM and Hypalon roof surfaces prior to applying 100% Silicone Roof Coatings. Do not use on coal-tar-pitch roofs, TPO membranes or any areas of ponding water.

Product Code	Description	Coverage	Shelf Life
16MHMBSB5	5 Gallon Pail	1 Gallon per Sq	1 Year
16MHMBSB55	55 Gallon Drum		



SILICONE SKYLIGHT COATING

A single-part roof coating manufactured from durable inorganic silicone elastomers, reinforcing pigments and silane adhesions promoters. Oxime neutral chemistry is not corrosive to metals.

Product Code	Description	Coverage	Shelf Life
16MHSISC1	1 Gallon Pail	1 Gallon per Sq	2 Years
16MHSISC5	5 Gallon Pail		
16MHSISC55	55 Gallon Pail		



115 CLEANER

Highly effective cleaner removes dirt and deposits commonly found on roof decks. Apply with a 2000-psi power washer to cut through grease and rinse away. Apply by low pressure sprayer.

Product Code	Description	Coverage	Shelf Life
16MHA1155	5 Gallon Pail	1/4-1/2 Gallon per Sq	2 Years
16MHA11555	55 Gallon Drum		



WALKWAY GRANULES

EPDM color granules specially formulated to provide a non-slip surface over Silicone Roof Coating.

Product Code	Color	Description	Coverage	Shelf Life
09MHSIGRGY	Gray	5 Gallon Pail	15 lbs per Sq	5 Years
09MHSIGRYW	Yellow	5 Gallon Pail		

SEBS COATINGS

SPRAY EQUIPMENT MINIMUM REQUIREMENTS

- **Cleaning:** Properly clean and store all equipment and hoses after each use.
- **Pump:** Graco 733 or Graco 833 Big Rig with a minimum material output of 4 gallons per minute at 3000 psi.
- **Hoses:** Maximum 300' of high-pressure material hose, 3/4" to 5/8" ID with a 25' whip. Whip hose should be one ID size smaller than rest of hose length.
- **Spray Gun:** Mastic gun equipped with swivel for handling ease. Gun must also be equipped with a Reverse-A-Clean nozzle.
- **Spray Tips:** 635 tip
- **In-line Heaters:** In cold weather, attach one or more Graco Viscon in-line heaters in order to raise material temperature to a minimum 70°F and maximum 130°F at the spray tip. Please contact Mule-Hide Technical Department for more details.



SEBS+ ROOF COATING


Repair and restore of metal roofs. Use on barns, warehouses, metal trailers and shipping containers. Ultra-low moisture permeability prevents corrosion while high elasticity allows conformation to building movement.



White



Black



Base Coat Grey



Dark Gray



Gray

**Colors shown are representative of product. Actual colors may vary.*

Product Code	Description	Color	Coverage	Shelf Life
16MHSE1WH	1 Gallon (4/ctn)	White	See Product Data Sheet	1 Year
16MHSE1BG		Base Coat Gray		
16MHSE1BK		Black		
16MHSE1DG		Dark Gray		
16MHSE1GY		Gray		
16MHSE5WH	5 Gallon	White		
16MHSE5BG		Base Coat Gray		
16MHSE5BK		Black		
16MHSE5DG		Dark Gray		
16MHSE5GY		Gray		
16MHSE55WH	55 Gallon	White		
16MHSE55BG		Base Coat Gray		
16MHSE55BK		Black		
16MHSE55DG		Dark Gray		
16MHSE55GY		Gray		



SEBS ROOF COATING

Repair and restore of metal roofs. Use on barns, warehouses, metal trailers and shipping containers. Ultra-low moisture permeability prevents corrosion while high elasticity allows conformation to building movement.



SEBS BASE COAT

Elastomeric solvent-based coating intended for the repair and restoration of metal roofs. Ultra-low moisture permeability prevents corrosion while high elasticity allows conformation to building movement.

Product Code	Description	Coverage	Shelf Life
16MHSE5W	5 Gallon Pail	1.25-1.5 Gallons per Sq	1 Year
16MHSE55W	55 Gallon Tote		

Product Code	Description	Coverage	Shelf Life
16MHSEB5G	5 Gallon Pail	1.25-1.5 Gallons per Sq	1 Year
16MHSEB55G	55 Gallon Tote		



SEBS 1

A high-performance, multipurpose thermoplastic elastomer-based roofing sealant. Provides excellent adhesion to most surfaces including the list above. Use to seal seams, flashings and penetrations on all types of roofs. Ideal for roofing applications where appearance is important.



SEBS PRIMER

Prime rusty roofs prior to application of SEBS Roof Coating and SEBS+ Roof Coatings. Also ideal for coating rusty metal roof decks prior to installation of new roofing systems.

Product Code	Color	Coverage	Carton	Shelf Life
30MHSEB1WH	White	See Product Data Sheet	(12) 10 oz tubes/ctn	1 Year
30MHSEB1BK	Black			
30MHSEB1GY	Gray			
30MHSEB1DG	Dark Gray			
30MHSEB1CY	Clay			
30MHSEB1SA	Sandstone			
30MHSEB1WT	Wicker/Tan			
30MHSEB1MB	Medium Bronze			
30MHSEB1MU	Musket Brown			
30MHSEB1RB	Royal Brown			
30MHSEB1BZ	Bronze			
30MHSEB1AL	Aluminum			
30MHSEB1PC	Pure Clear			

Product Code	Description	Coverage	Shelf Life
16MHSEPR5	5 Gallon Pail	1.25 Gallon per Sq	1 Year
16MHSEPR55	55 Gallon Tote		



SEBS SEAM SEALER

Is a premium, synthetic, rubber-based roofing sealant. It is intended for flashing, sealing and repairing metal roofs and trailers, built-up roofing, modified bitumen, TPO, PVC and many other single-ply systems. SEBS Seam Sealer is ideal for seams, metal flashings and fasteners. SEBS Seam Sealer is strong, elastic and adheres to most common roofing materials.

Product Code	Description	Coverage	Shelf Life
16MHSESS3	3 Gallon Pail	See Product Data Sheet	1 Year
16MHSESS5	28oz can - 12/ctn		

SEBS 1 Color Options:

**Colors shown are representative of product. Actual colors may vary.*




Black



Bronze



Medium Bronze



Sandstone



Wicker/Tan



Musket Brown



Royal Brown



Dark Gray




Gray



Clay



Aluminum



White



Pure Clear



The information herein should not be considered all-inclusive and should always be accompanied by a review of the Mule-Hide specifications and guidelines and good application practices.

This information herein is based upon data and knowledge considered to be true and accurate at the time of printing and is provided for the reader's consideration, investigation and verification. No statement made by anyone may supersede this information, except when done in writing by Mule-Hide Products Co., Inc. Mule-Hide Products Co., Inc. does not warrant any results to be obtained. Statements concerning possible use of Mule-Hide products are made without knowledge of your particular roof and such an application may not be fit for your particular purpose. MULE-HIDE DISCLAIMS ALL WARRANTIES, INCLUDING THE IMPLIED WARRANTY OF MERCHANTABILITY AND FITNESS FOR A PARTICULAR PURPOSE, except written warranties attached to Mule-Hide products and written warranties signed by an officer of Mule-Hide.

Visit the Mule-Hide website at www.mulehide.com prior to any installation for updated technical specifications and details. Mule-Hide is a U.S. registered trademark. All rights reserved.

mulehide.com • 800-786-1492

©2019 • Printed in USA • MH LIT# LT.BROFLU • Rev. 9 4/22