

DATE: 7/17/2024

Page: 6

BID NO.: 50-00145576

**BID FORM**  
Non Public Works

All Public Work Projects are required to use the Louisiana Uniform Public Work Bid Form

All prices must be held firm unless an escalation provision is requested in this bid. Jefferson Parish will allow one escalation during the term of the contract, which may not exceed the U.S. Bureau of Labor Statistics National Index for all Urban Consumers, unadjusted 12 month figure. The most recently published figure issued at the time an adjustment is requested will be used. A request must be made in writing by the vendor, and the escalation will only be applied to purchases made after the request is made.

Are you requesting an escalation provision?

YES \_\_\_\_\_ NO ✓

MAXIMUM ESCALATION PERCENTAGE REQUESTED \_\_\_\_\_%

INITIAL BID PRICES WILL REMAIN FIRM THROUGH THE DATE OF \_\_\_\_\_.

For the purposes of comparison of bids when an escalation provision is requested, Jefferson Parish will apply the maximum escalation percentage quoted by the bidder to the period to which it is applied in the bid. The initial price and the escalation will be used to calculate the total bid price. It will be assumed, for comparison of prices only, that an equal amount of material or labor is purchased each month throughout the entire contract.

**DELIVERY: FOB JEFFERSON PARISH**

INDICATE DELIVERY DATE ON EQUIPMENT AND SUPPLIES

10-12 Weeks

LOUISIANA CONTRACTOR'S LICENSE NO.: (if applicable)

50059

**THIS SECTION MUST BE COMPLETED BY BIDDER:**

FIRM NAME: Bliss Products and Services, Inc.

ADDRESS: 10831 S. Sweetwater Rd.

CITY, STATE: Lithia Springs, GA 30122 ZIP: 30122

TELEPHONE: (800) 248-2547 FAX: (678) 920-1915

EMAIL ADDRESS: info@blissproducts.com

In the event that addenda are issued with this bid, bidders MUST acknowledge all addenda on the bid form. Bidder must acknowledge receipt of an addendum on the bid form by placing the addendum number as indicated. Failure to acknowledge any addendum on the bid form will result in bid rejection.

Acknowledge Receipt of Addenda: NUMBER: 1

NUMBER: \_\_\_\_\_

NUMBER: \_\_\_\_\_

NUMBER: \_\_\_\_\_

TOTAL PRICE OF ALL BID ITEMS: \$ \_\_\_\_\_

AUTHORIZED SIGNATURE: Gregg Bliss

TITLE: president

Gregg Bliss

Printed Name

SIGNING INDICATES YOU HAVE READ AND COMPLY WITH THE INSTRUCTIONS AND CONDITIONS.

NOTE: All bids should be returned with the BID NUMBER and BID OPENING DATE indicated on the outside of the envelope submitted to the Purchasing Department.

## INVITATION TO BID FROM JEFFERSON PARISH - continued

BID NO.: 50-00145576

SEALED BID

ITEM NUMBER	QUANTITY	U/M	DESCRIPTION OF ARTICLES	UNIT PRICE QUOTED	TOTALS
			LABOR, MATERIALS & EQUIPMENT NECESSARY TO FURNISH & INSTALL ALUMINUM BLEACHERS AT VARIOUS PLAYGROUND LOCATIONS FOR THE JEFFERSON PARISH RECREATION DEPARTMENT		
1	1.00	JOB	0001 PARD BLEACHERS- LABOR & MATERIALS TO FURNISH, DELIVER & INSTALL EIGHT (8)  ALUMINUM BLEACHERS AT:  PARD PLAYGROUND 5185 EIGHTY ARPENT RD. MARRERO, LA 70072	\$ <u>65332.00</u>	\$ <u>65332.00</u>
2	1.00	JOB	0002 OAKDALE- LABOR & MATERIAL TO FURNISH, DELIVER & INSTALL SIX (6)  ALUMINUM BLEACHER AT:  OAKDALE PLAYGROUND 650 WALL BLVD. GRETN, LA 70056	\$ <u>49329.00</u>	\$ <u>49329.00</u>
3	1.00	JOB	0003 KINGS GRANT- LABOR & MATERIAL TO FURNISH, DELIVER & INSTALL ONE (1) ALUMINUM BLEACHER AT:  KINGS GRANT 3805 15TH STREET HARVEY, LA 70058	\$ <u>50654.00</u>	\$ <u>50654.00</u>
*** IDA DAMAGE ***					
***PLEASE SEE ATTACHED SPECIFICATIONS***					

APPENDIX A: The ensuing contract for this bid solicitation may be eligible for FEMA reimbursement. As such Appendix A will be applicable accordingly and shall be considered a part of the bid documents. All applicable certifications must be duly completed, signed prior to award. (Bid #50-00145576 Labor, Materials & Equipment necessary to furnish & install Aluminum Bleachers at various playground locations for the Jefferson Parish Recreation Department (IDA Damage))

Anti-Lobbying Form

CERTIFICATION OF RESTRICTIONS ON LOBBYING

I, Gregg Bliss, hereby certify on  
(name and title of bidder's official)

behalf of Bliss Products and Services, Inc. that:  
(name of bidder)

- (1) No Federal appropriated funds have been paid or will be paid, by or on behalf of the undersigned, to any person for influencing or attempting to influence an officer or employee of any agency, a Member of Congress, an officer or employee of Congress, or an employee of a Member of Congress in connection with the awarding of any Federal contract, the making of any Federal grant, the making of any Federal loan, the entering into of any cooperative agreement, and the extension, continuation, renewal, amendment, or modification of any Federal contract, grant, loan, or cooperative agreement.
- (2) If any funds other than Federal appropriated funds have been paid or will be paid to any person for influencing or attempting to influence an officer or employee of any agency, a Member of Congress, an officer or employee of Congress, or an employee of a Member of Congress in connection with this Federal contract, grant, loan, or cooperative agreement, the undersigned shall complete and submit standard Form-LLL, "Disclosure Form to Report Lobbying," in accordance with its instructions.
- (3) The undersigned shall require that the language of this certification be included in the award documents for all sub awards at all tiers (including subcontracts, sub grants, and contracts under grants, loans, and cooperative agreements) and that all subrecipients shall certify and disclose accordingly.

This certification is a material representation of fact upon which reliance is placed when this transaction was made or entered into. Submission of this certification is a prerequisite for making or entering into this transaction imposed by section 1352, title 31, U.S. Code. Any person who fails to file the required certification shall be subject to a civil penalty of not less than \$10,000 and not more than \$100,000 for each such failure.

Executed this 8 day of August, 2024

By Gregg Bliss  
(signature of authorized official)

President  
(title of authorized official)



APPENDIX A: The ensuing contract for this bid solicitation may be eligible for FEMA reimbursement. As such Appendix A will be applicable accordingly and shall be considered a part of the bid documents. All applicable certifications must be duly completed, signed prior to award. (Bid #50-00145576 Labor, Materials & Equipment necessary to furnish & install Aluminum Bleachers at various playground locations for the Jefferson Parish Recreation Department (IDA Damage))

Debarment/Suspension Form

DEBARMENT/SUSPENSION CERTIFICATION

Debarment:

Federal Executive Order (E.O.) 12549 "Debarment" requires that all contractors receiving individual awards, using federal funds, and all subrecipients certify that the organization and its principals are not debarred, suspended, proposed for debarment, declared ineligible, or voluntarily excluded by any Federal department or agency from doing business with the Federal Government. By signing this document you certify that your organization and its principals are not debarred. Failure to comply or attempts to edit this language may disqualify your bid. Information on debarment is available at the following websites: [www.sam.gov](http://www.sam.gov) and <https://acquisition.gov/far/index.html> see section 52.209-6.

Your signature certifies that neither you nor your principal is presently debarred, suspended, proposed for debarment, declared ineligible, or voluntarily excluded from participation in this transaction by any federal department or agency.

Gregg Bliss, President

(Name and Title of bidder's official)

Bliss Products and Services, Inc.

(Name of bidder/company)

4831 S. Sweetwater Rd.

(Address)

Lithia Springs, GA 30122

(Address)

PHONE 800-248-2547 FAX 800-920-1915

EMAIL info@blissproducts.com

Gregg Bliss

Signature

8/8/24

Date



## **Non-Public Works Bid Affidavit Instructions**

- Affidavit is supplied as a courtesy to Affiants, but it is the responsibility of the affiant to insure the affidavit they submit to Jefferson Parish complies, in both form and content, with federal, state and parish laws.
- Affidavit must be signed by an authorized representative of the entity or the affidavit will not be accepted.
- Affidavit must be notarized or the affidavit will not be accepted.
- Notary must sign name, print name, and include bar/notary number, or the affidavit will not be accepted.
- Affiant **MUST** select either A or B when required or the affidavit will not be accepted.
- Affiants who select choice A must include an attachment or the affidavit will not be accepted.
- If both choice A and B are selected, the affidavit will not be accepted.
- Affidavit marked N/A will not be accepted.
- It is the responsibility of the Affiant to submit a new affidavit if any additional campaign contributions are made after the affidavit is executed but prior to the time the council acts on the matter.

*Instruction sheet may be omitted when submitting the affidavit*

Non-Public Works Bid

AFFIDAVIT

STATE OF Georgia

PARISH/COUNTY OF Douglas

BEFORE ME, the undersigned authority, personally came and appeared: Gregg  
Bliss, (Affiant) who after being by me duly sworn, deposed and said that  
he/she is the fully authorized President of Bliss Products and Services, Inc. (Entity),  
the party who submitted a bid in response to Bid Number 50-00145576, to the Parish of  
Jefferson.

Affiant further said:

Campaign Contribution Disclosures

**(Choose A or B, if option A is indicated please include the required attachment):**


**Choice A** \_\_\_\_\_ Attached hereto is a list of all campaign contributions, including the date and amount of each contribution, made to current or former elected officials of the Parish of Jefferson by Entity, Affiant, and/or officers, directors and owners, including employees, owning 25% or more of the Entity during the two-year period immediately preceding the date of this affidavit or the current term of the elected official, whichever is greater. Further, Entity, Affiant, and/or Entity Owners have not made any contributions to or in support of current or former members of the Jefferson Parish Council or the Jefferson Parish President through or in the name of another person or legal entity, either directly or indirectly.

**Choice B** ✓ there are **NO** campaign contributions made which would require disclosure under Choice A of this section.

Debt Disclosures

**(Choose A or B, if option A is indicated please include the required attachment):**

**Choice A** \_\_\_\_\_ Attached hereto is a list of all debts owed by the affiant to any elected or appointed official of the Parish of Jefferson, and any and all debts owed by any elected or appointed official of the Parish to the Affiant.

**Choice B**  \_\_\_\_\_ There are **NO** debts which would require disclosure under Choice A of this section.

Affiant further said:

That Affiant has employed no person, corporation, firm, association, or other organization, either directly or indirectly, to secure the public contract under which he received payment, other than persons regularly employed by the Affiant whose services in connection with the construction, alteration or demolition of the public building or project or in securing the public contract were in the regular course of their duties for Affiant; and

*[The remainder of this page is intentionally left blank.]*




That no part of the contract price received by Affiant was paid or will be paid to any person, corporation, firm, association, or other organization for soliciting the contract, other than the payment of their normal compensation to persons regularly employed by the Affiant whose services in connection with the construction, alteration or demolition of the public building or project were in the regular course of their duties for Affiant.

  
Signature of Affiant

Gregg Bliss  
Printed Name of Affiant

SWORN AND SUBSCRIBED TO BEFORE ME


ON THE 8 DAY OF Aug, 2024.

  
Notary Public

Donna Moore  
Printed Name of Notary

\_\_\_\_\_  
Notary/Bar Roll Number

My commission expires 3/29/20.



## CORPORATE RESOLUTION

EXCERPT FROM MINUTES OF MEETING OF THE BOARD OF DIRECTORS OF

---

INCORPORATED.

AT THE MEETING OF DIRECTORS OF Bliss Products and services, inc.  
INCORPORATED, DULY NOTICED AND HELD ON 8-8-2024,  
A QUORUM BEING THERE PRESENT, ON MOTION DULY MADE AND SECONDED. IT  
WAS:

RESOLVED THAT Gregg Bliss, BE AND IS HEREBY  
APPOINTED, CONSTITUTED AND DESIGNATED AS AGENT AND ATTORNEY-IN-  
FACT OF THE CORPORATION WITH FULL POWER AND AUTHORITY TO ACT ON  
BEHALF OF THIS CORPORATION IN ALL NEGOTIATIONS, BIDDING, CONCERNS  
AND TRANSACTIONS WITH THE PARISH OF JEFFERSON OR ANY OF ITS AGENCIES,  
DEPARTMENTS, EMPLOYEES OR AGENTS, INCLUDING BUT NOT LIMITED TO, THE  
EXECUTION OF ALL BIDS, PAPERS, DOCUMENTS, AFFIDAVITS, BONDS, SURETIES,  
CONTRACTS AND ACTS AND TO RECEIVE ALL PURCHASE ORDERS AND NOTICES  
ISSUED PURSUANT TO THE PROVISIONS OF ANY SUCH BID OR CONTRACT, THIS  
CORPORATION HEREBY RATIFYING, APPROVING, CONFIRMING, AND ACCEPTING  
EACH AND EVERY SUCH ACT PERFORMED BY SAID AGENT AND ATTORNEY-IN-  
FACT.

I HEREBY CERTIFY THE FOREGOING TO BE  
A TRUE AND CORRECT COPY OF AN  
EXCERPT OF THE MINUTES OF THE ABOVE  
DATED MEETING OF THE BOARD OF  
DIRECTORS OF SAID CORPORATION, AND  
THE SAME HAS NOT BEEN REVOKED OR  
RESCINDED.

  
\_\_\_\_\_  
SECRETARY-TREASURER

8/8/2024

\_\_\_\_\_  
DATE





## About Bliss Products and Services, Inc.

Bliss Products and Services, Inc. has been in the recreation business since 1984. Not only have we survived over thirty years in an ever changing market, but we've undergone tremendous growth that has enabled our organization to expand from servicing a few states to being a formidable presence in the Southeast.

We take pride in this growth, which can be directly attributed to our "low key" and customer focused sales solutions. BPS provides exceptional customer service and quality recreational equipment. Thirty years in the industry has enabled us to develop long term relationships with vendors, clients and our sales force.



Our team has experience in design and development of all types of play environments. Our services include custom design consultations, site evaluations, budgeting, and installation. We are CPSI certified, industry trained, customer oriented, and committed to ensuring that our customers are treated as a part of our team.

You'll find our sales representatives, inside sales support, and install team are enthusiastic, responsive, and ready to work with you at your convenience.





## BPS Product Offerings

With the wide variety of products offered at Bliss Products and Services, Inc., (BPS) we are able to propose a solution for all of your recreation equipment needs: playground equipment, playground surfacing, shades, shelters, bleachers, dog parks, outdoor fitness, site amenities and athletic equipment.



### PLAYGROUND EQUIPMENT

BPS is the exclusive distributor for Play & Park Structures in the Southeast. Play & Park Structures is owned by Playcore, Inc. By joining the Playcore family of companies, BPS is able to ensure our customers always receive an outstanding product, a competitive price and excellent customer service.

We also represent : BigToys, UltraPlay, Sportsplay, and Elephant Play



### DOG PARKS, SITE AMENITIES, ETC.

By incorporating a dog park within your recreational area, you can create an environment that allows all family members to play, socialize, and get the physical activity so critical to health and well being.

Adding other site amenities, such as trash receptacles and benches, to your site, you can provide comfortability and cleanliness.



### SHADES, SHELTERS & MORE

Shade is becoming more and more of an important part of any recreation environment. Fabric shades over a playground, dog park, or over a pool can provide relief from the sun while being active. Metal or wood picnic shelters, paired with picnic tables and grills, are a great addition to serve as a gathering space for the community.






# BPS Installation Warranty

Bliss Products and Services, Inc. (BPS) hereby warrants and guarantees the installation work for a period of one year from the date of substantial completion.

BPS will repair or replace to the satisfaction of the Owner any or all work that may prove defective in workmanship or materials within the guarantee period together with any other work which may be damaged or displaced in so doing. This guarantee does not cover equipment that is not maintained properly. It also does not cover ordinary wear and tear, vandalism, or an other unusual abuse or neglect of the property.







## State Licensing Board for Contractors

This is to Certify that:

BLISS PRODUCTS AND SERVICES, INC.  
6831 S. Sweetwater Road  
Lithia Springs, GA 30122

is duly licensed and entitled to practice the following classifications

LIMITED SPECIALTY SERVICES



Expiration Date: November 1, 2025

License No: 56059

Witness our hand and seal of the Board dated,  
Baton Rouge, LA 20th day of November 2023

Director

Chairman

Treasurer

This License Is Not Transferrable





# CERTIFICATE OF LIABILITY INSURANCE

DATE (MM/DD/YYYY)

7/30/2024

THIS CERTIFICATE IS ISSUED AS A MATTER OF INFORMATION ONLY AND CONFERS NO RIGHTS UPON THE CERTIFICATE HOLDER. THIS CERTIFICATE DOES NOT AFFIRMATIVELY OR NEGATIVELY AMEND, EXTEND OR ALTER THE COVERAGE AFFORDED BY THE POLICIES BELOW. THIS CERTIFICATE OF INSURANCE DOES NOT CONSTITUTE A CONTRACT BETWEEN THE ISSUING INSURER(S), AUTHORIZED REPRESENTATIVE OR PRODUCER, AND THE CERTIFICATE HOLDER.

**IMPORTANT:** If the certificate holder is an **ADDITIONAL INSURED**, the policy(ies) must have **ADDITIONAL INSURED** provisions or be endorsed. If **SUBROGATION** IS **WAIVED**, subject to the terms and conditions of the policy, certain policies may require an endorsement. A statement on this certificate does not confer rights to the certificate holder in lieu of such endorsement(s).

<b>PRODUCER</b> HDINS, Inc dba Harry Daniel Insurance P.O. 2077 Cartersville, GA 30120  www.hdins.com AYP070759	<b>CONTACT NAME:</b> Meg Stover <b>PHONE (A/C, No, Ext):</b> 770-382-8954 <b>FAX (A/C, No):</b> 770-386-4081 <b>E-MAIL ADDRESS:</b> MStover@hdins.com														
<b>INSURED</b> Bliss Products and Services, Inc. 6831 S. Sweetwater Rd. Lithia Springs GA 30122	<table><tr><th>INSURER(S) AFFORDING COVERAGE</th><th>NAIC #</th></tr><tr><td>INSURER A: Cincinnati Specialty Underwriters</td><td>13037</td></tr><tr><td>INSURER B: Twin City Fire Insurance Co.</td><td>29459</td></tr><tr><td>INSURER C: Sentinel Insurance Co, Ltd</td><td>11000</td></tr><tr><td>INSURER D: Certain Underwriters at Lloyd's, London</td><td></td></tr><tr><td>INSURER E:</td><td></td></tr><tr><td>INSURER F:</td><td></td></tr></table>	INSURER(S) AFFORDING COVERAGE	NAIC #	INSURER A: Cincinnati Specialty Underwriters	13037	INSURER B: Twin City Fire Insurance Co.	29459	INSURER C: Sentinel Insurance Co, Ltd	11000	INSURER D: Certain Underwriters at Lloyd's, London		INSURER E:		INSURER F:	
INSURER(S) AFFORDING COVERAGE	NAIC #														
INSURER A: Cincinnati Specialty Underwriters	13037														
INSURER B: Twin City Fire Insurance Co.	29459														
INSURER C: Sentinel Insurance Co, Ltd	11000														
INSURER D: Certain Underwriters at Lloyd's, London															
INSURER E:															
INSURER F:															

**COVERAGES****CERTIFICATE NUMBER:** 81212471**REVISION NUMBER:**

THIS IS TO CERTIFY THAT THE POLICIES OF INSURANCE LISTED BELOW HAVE BEEN ISSUED TO THE INSURED NAMED ABOVE FOR THE POLICY PERIOD INDICATED. NOTWITHSTANDING ANY REQUIREMENT, TERM OR CONDITION OF ANY CONTRACT OR OTHER DOCUMENT WITH RESPECT TO WHICH THIS CERTIFICATE MAY BE ISSUED OR MAY PERTAIN, THE INSURANCE AFFORDED BY THE POLICIES DESCRIBED HEREIN IS SUBJECT TO ALL THE TERMS, EXCLUSIONS AND CONDITIONS OF SUCH POLICIES. LIMITS SHOWN MAY HAVE BEEN REDUCED BY PAID CLAIMS.

INSR LTR	TYPE OF INSURANCE	ADDL INSD	SUBR WVD	POLICY NUMBER	POLICY EFF (MM/DD/YYYY)	POLICY EXP (MM/DD/YYYY)	LIMITS
A	<input checked="" type="checkbox"/> <b>COMMERCIAL GENERAL LIABILITY</b> <input type="checkbox"/> CLAIMS-MADE <input checked="" type="checkbox"/> OCCUR <input checked="" type="checkbox"/> Contract & XCU <input checked="" type="checkbox"/> \$5000 Deductible per claim GEN'L AGGREGATE LIMIT APPLIES PER: <input type="checkbox"/> POLICY <input checked="" type="checkbox"/> PROJECT <input type="checkbox"/> LOC OTHER:			CSU0024940	1/17/2024	1/17/2025	EACH OCCURRENCE \$1,000,000 DAMAGE TO RENTED PREMISES (Ea occurrence) \$10,000 MED EXP (Any one person) \$5,000 PERSONAL & ADV INJURY \$1,000,000 GENERAL AGGREGATE \$3,000,000 PRODUCTS - COMP/OP AGG \$3,000,000 \$
C	<b>AUTOMOBILE LIABILITY</b> <input checked="" type="checkbox"/> ANY AUTO <input type="checkbox"/> OWNED AUTOS ONLY <input type="checkbox"/> SCHEDULED AUTOS <input checked="" type="checkbox"/> HIRED AUTOS ONLY <input checked="" type="checkbox"/> NON-OWNED AUTOS ONLY			20UECKN3349	7/29/2024	7/29/2025	COMBINED SINGLE LIMIT (Ea accident) \$1,000,000 BODILY INJURY (Per person) \$ BODILY INJURY (Per accident) \$ PROPERTY DAMAGE (Per accident) \$ \$
A	<b>UMBRELLA LIAB</b> <input checked="" type="checkbox"/> OCCUR <b>EXCESS LIAB</b> <input type="checkbox"/> CLAIMS-MADE DED RETENTION \$0			CSU0024939	1/17/2024	1/17/2025	EACH OCCURRENCE \$5,000,000 AGGREGATE \$5,000,000 Occur/Aggregate \$
B	<b>WORKERS COMPENSATION AND EMPLOYERS' LIABILITY</b> ANY PROPRIETOR/PARTNER/EXECUTIVE OFFICER/MEMBER EXCLUDED? (Mandatory in NH) If yes, describe under DESCRIPTION OF OPERATIONS below	Y/N	N/A	20WECAT3242	7/29/2024	7/29/2025	<input checked="" type="checkbox"/> PER STATUTE <input type="checkbox"/> OTHER E.L. EACH ACCIDENT \$1,000,000 E.L. DISEASE - EA EMPLOYEE \$1,000,000 E.L. DISEASE - POLICY LIMIT \$1,000,000
C	IM-Installation			20SBAZT2793	4/19/2024	4/19/2025	\$100,000
D	Professional Liability			HPL24-0075	4/28/2024	4/28/2025	\$1,000,000 per claim/aggregate
A	Network Security & Electronic Media Liability			CSU0202058	1/17/2024	1/17/2025	\$100,000 per claim/aggregate

**DESCRIPTION OF OPERATIONS / LOCATIONS / VEHICLES** (ACORD 101, Additional Remarks Schedule, may be attached if more space is required)

--See Attached Remarks Schedule--

**CERTIFICATE HOLDER**Bliss Products & Services, Inc.  
6831 S. Sweetwater Rd.  
Lithia Springs GA 30122**CANCELLATION**

SHOULD ANY OF THE ABOVE DESCRIBED POLICIES BE CANCELLED BEFORE THE EXPIRATION DATE THEREOF, NOTICE WILL BE DELIVERED IN ACCORDANCE WITH THE POLICY PROVISIONS.

AUTHORIZED REPRESENTATIVE

H. L. Daniel

© 1988-2015 ACORD CORPORATION. All rights reserved.

ACORD 25 (2016/03)

The ACORD name and logo are registered marks of ACORD

**ADDITIONAL REMARKS SCHEDULE**

AGENCY HDINS, Inc dba Harry Daniel Insurance		NAMED INSURED Bliss Products and Services, Inc. 6831 S. Sweetwater Rd. Lithia Springs GA 30122	
POLICY NUMBER		EFFECTIVE DATE:	
CARRIER	NAIC CODE		

**ADDITIONAL REMARKS****THIS ADDITIONAL REMARKS FORM IS A SCHEDULE TO ACORD FORM,****FORM NUMBER:** 25      **FORM TITLE:** ACORD 25 (03/16)**HOLDER:** Bliss Products & Services, Inc.**ADDRESS:** 6831 S. Sweetwater Rd. Lithia Springs GA 30122

Information provided by this certificate (including any addendum/attachment) is strictly limited per State of Georgia statute OCGA 33-24-19.1.

**GENERAL LIABILITY:** Additional insured for ongoing and completed operations, on a primary and non-contributory basis, when required by executed written contract per form, CSGA437 12/13.

**GENERAL LIABILITY:** Waiver of subrogation when required by executed written contract per form, CSGA4087 12/12.

**AUTO LIABILITY:** Additional insured, on a primary and non-contributory basis, and waiver of subrogation when required by executed written contract per form, HA9916 12/21.

**EXCESS LIABILITY:** General Liability, Auto Liability and Workers' Compensation policies are all listed on the Schedule of Underlying Insurance. Additional insured and waiver of subrogation per forms, CSCX100 02/13 and CSCX 207 10/20.

**WORKERS' COMP:** Waiver of subrogation when required by executed written contract per form, WC000313.

# Request for Taxpayer Identification Number and Certification

► Go to [www.irs.gov/FormW9](http://www.irs.gov/FormW9) for instructions and the latest information.

Give Form to the  
requester. Do not  
send to the IRS.

Print or type.  
See Specific Instructions on page 3.

1 Name (as shown on your income tax return). Name is required on this line; do not leave this line blank.

**BLISS PRODUCTS AND SERVICES, INC.**

2 Business name/disregarded entity name, if different from above

3 Check appropriate box for federal tax classification of the person whose name is entered on line 1. Check only **one** of the following seven boxes.

☐ Individual/sole proprietor or single-member LLC

☐ C Corporation

☒ S Corporation

☐ Partnership

☐ Trust/estate

☐ Limited liability company. Enter the tax classification (C=C corporation, S=S corporation, P=Partnership) ►

**Note:** Check the appropriate box in the line above for the tax classification of the single-member owner. Do not check LLC if the LLC is classified as a single-member LLC that is disregarded from the owner unless the owner of the LLC is another LLC that is **not** disregarded from the owner for U.S. federal tax purposes. Otherwise, a single-member LLC that is disregarded from the owner should check the appropriate box for the tax classification of its owner.

☐ Other (see instructions) ►

4 Exemptions (codes apply only to certain entities, not individuals; see instructions on page 3):

Exempt payee code (if any) \_\_\_\_\_

Exemption from FATCA reporting code (if any) \_\_\_\_\_

(Applies to accounts maintained outside the U.S.)

5 Address (number, street, and apt. or suite no.) See instructions.

**6831 S SWEETWATER ROAD**

6 City, state, and ZIP code

**LITHIA SPRINGS GA 30122**

7 List account number(s) here (optional)

Requester's name and address (optional)

## Part I Taxpayer Identification Number (TIN)

Enter your TIN in the appropriate box. The TIN provided must match the name given on line 1 to avoid backup withholding. For individuals, this is generally your social security number (SSN). However, for a resident alien, sole proprietor, or disregarded entity, see the instructions for Part I, later. For other entities, it is your employer identification number (EIN). If you do not have a number, see *How to get a TIN*, later.

**Note:** If the account is in more than one name, see the instructions for line 1. Also see *What Name and Number To Give the Requester* for guidelines on whose number to enter.

Social security number

\_\_\_\_ - \_\_\_\_ - \_\_\_\_

or

Employer identification number

5 9 - 2 4 1 3 6 3 1

## Part II Certification

Under penalties of perjury, I certify that:

1. The number shown on this form is my correct taxpayer identification number (or I am waiting for a number to be issued to me); and
2. I am not subject to backup withholding because: (a) I am exempt from backup withholding, or (b) I have not been notified by the Internal Revenue Service (IRS) that I am subject to backup withholding as a result of a failure to report all interest or dividends, or (c) the IRS has notified me that I am no longer subject to backup withholding; and
3. I am a U.S. citizen or other U.S. person (defined below); and
4. The FATCA code(s) entered on this form (if any) indicating that I am exempt from FATCA reporting is correct.

**Certification instructions.** You must cross out item 2 above if you have been notified by the IRS that you are currently subject to backup withholding because you have failed to report all interest and dividends on your tax return. For real estate transactions, item 2 does not apply. For mortgage interest paid, acquisition or abandonment of secured property, cancellation of debt, contributions to an individual retirement arrangement (IRA), and generally, payments other than interest and dividends, you are not required to sign the certification, but you must provide your correct TIN. See the instructions for Part II, later.

Sign Here

Signature of  
U.S. person ►

Date ► 08/09/2024

## General Instructions

Section references are to the Internal Revenue Code unless otherwise noted.

**Future developments.** For the latest information about developments related to Form W-9 and its instructions, such as legislation enacted after they were published, go to [www.irs.gov/FormW9](http://www.irs.gov/FormW9).

## Purpose of Form

An individual or entity (Form W-9 requester) who is required to file an information return with the IRS must obtain your correct taxpayer identification number (TIN) which may be your social security number (SSN), individual taxpayer identification number (ITIN), adoption taxpayer identification number (ATIN), or employer identification number (EIN), to report on an information return the amount paid to you, or other amount reportable on an information return. Examples of information returns include, but are not limited to, the following.

- Form 1099-INT (interest earned or paid)

- Form 1099-DIV (dividends, including those from stocks or mutual funds)
  - Form 1099-MISC (various types of income, prizes, awards, or gross proceeds)
  - Form 1099-B (stock or mutual fund sales and certain other transactions by brokers)
  - Form 1099-S (proceeds from real estate transactions)
  - Form 1099-K (merchant card and third party network transactions)
  - Form 1098 (home mortgage interest), 1098-E (student loan interest), 1098-T (tuition)
  - Form 1099-C (canceled debt)
  - Form 1099-A (acquisition or abandonment of secured property)
- Use Form W-9 only if you are a U.S. person (including a resident alien), to provide your correct TIN.

If you do not return Form W-9 to the requester with a TIN, you might be subject to backup withholding. See What is backup withholding, later.




# Bid Bond in Accordance with Contract Specifications

Be sure to refer to the actual bond documents referenced in the contract specifications for specific terms before completing this form.

<b>PRINCIPAL NAME</b> Bliss Products and Services, Inc.	<b>PRINCIPAL ADDRESS</b> 6831 S Sweetwater Rd, Lithia Springs, GA 30122
<b>SURETY NAME</b> Merchants National Bonding, Inc.	<b>SURETY ADDRESS</b> 6700 Westown Parkway, West Des Moines, IA 50266
<b>OBLIGEE NAME</b> Jefferson Parish	<b>OBLIGEE ADDRESS</b> 200 Derbigny Street, Gretna, LA 70053

## Bond Information

<b>BID DATE</b> 08/13/2024	<b>CONTRACT ID</b> 50-00145576	<b>CONTRACT VENDOR ID</b> 272932
<b>PROJECT DESCRIPTION</b> Furnish and Insall Aluminum Bleachers at Various Playground Locations		
<b>AMOUNT OF BID SECURITY</b> 5%	<b>AMOUNT OF BID SECURITY-SPELLED OUT</b> Five Percent of the attached bid***	
<b>BOND ENTERED AND EXECUTED BY</b> Raymond E. Cobb, Jr.		<b>ATTORNEY-IN-FACT SIGNATURE</b> 

Know all men by these presents that Merchants National Bonding, Inc., a Corporation duly organized under the laws of the State of Iowa, are held and firmly bound unto the above owner/obligee by the transmission. The surety agrees to waive the statute of fraud defense and further agrees that the owner/obligee is a third party beneficiary of the waiver for the purposes of enforcing this bid bond.

# MERCHANTS BONDING COMPANY™

## POWER OF ATTORNEY

Know All Persons By These Presents, that MERCHANTS BONDING COMPANY (MUTUAL) and MERCHANTS NATIONAL BONDING, INC., both being corporations of the State of Iowa, d/b/a Merchants National Indemnity Company (in California only) (herein collectively called the "Companies") do hereby make, constitute and appoint, individually,

Raymond E. Cobb, Jr.

their true and lawful Attorney(s)-in-Fact, to sign its name as surety(ies) and to execute, seal and acknowledge any and all bonds, undertakings, contracts and other written instruments in the nature thereof, on behalf of the Companies in their business of guaranteeing the fidelity of persons, guaranteeing the performance of contracts and executing or guaranteeing bonds and undertakings required or permitted in any actions or proceedings allowed by law.

This Power-of-Attorney is granted and is signed and sealed by facsimile under and by authority of the following By-Laws adopted by the Board of Directors of Merchants Bonding Company (Mutual) on April 23, 2011 and amended August 14, 2015 and adopted by the Board of Directors of Merchants National Bonding, Inc., on October 16, 2015.

"The President, Secretary, Treasurer, or any Assistant Treasurer or any Assistant Secretary or any Vice President shall have power and authority to appoint Attorneys-in-Fact, and to authorize them to execute on behalf of the Company, and attach the seal of the Company thereto, bonds and undertakings, recognizances, contracts of indemnity and other writings obligatory in the nature thereof."

"The signature of any authorized officer and the seal of the Company may be affixed by facsimile or electronic transmission to any Power of Attorney or Certification thereof authorizing the execution and delivery of any bond, undertaking, recognizance, or other suretyship obligations of the Company, and such signature and seal when so used shall have the same force and effect as though manually fixed."

In connection with obligations in favor of the Florida Department of Transportation only, it is agreed that the power and authority hereby given to the Attorney-in-Fact includes any and all consents for the release of retained percentages and/or final estimates on engineering and construction contracts required by the State of Florida Department of Transportation. It is fully understood that consenting to the State of Florida Department of Transportation making payment of the final estimate to the Contractor and/or its assignee, shall not relieve this surety company of any of its obligations under its bond.

In connection with obligations in favor of the Kentucky Department of Highways only, it is agreed that the power and authority hereby given to the Attorney-in-Fact cannot be modified or revoked unless prior written personal notice of such intent has been given to the Commissioner-Department of Highways of the Commonwealth of Kentucky at least thirty (30) days prior to the modification or revocation.

In Witness Whereof, the Companies have caused this instrument to be signed and sealed this **08/12/2024**

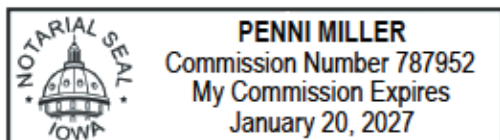


MERCHANTS BONDING COMPANY (MUTUAL)  
MERCHANTS NATIONAL BONDING, INC.  
d/b/a MERCHANTS NATIONAL INDEMNITY COMPANY

By *Larry Taylor*  
President

STATE OF IOWA  
COUNTY OF DALLAS ss.

On this **08/12/2024**, before me appeared Larry Taylor, to me personally known, who being by me duly sworn did say that he is President of MERCHANTS BONDING COMPANY (MUTUAL) and MERCHANTS NATIONAL BONDING, INC.; and that the seals affixed to the foregoing instrument are the Corporate Seals of the Companies; and that the said instrument was signed and sealed in behalf of the Companies by authority of their respective Boards of Directors.



*Penni Miller*  
Notary Public

(Expiration of notary's commission  
does not invalidate this instrument)

I, William Warner, Jr., Secretary of MERCHANTS BONDING COMPANY (MUTUAL) and MERCHANTS NATIONAL BONDING, INC., do hereby certify that the above and foregoing is a true and correct copy of the POWER-OF-ATTORNEY executed by said Companies, which is still in full force and effect and has not been amended or revoked.

In Witness Whereof, I have hereunto set my hand and affixed the seal of the Companies on this **08/12/2024**



*William Warner Jr.*  
Secretary





# ABOUT US

 >> About Us

***National Recreation Systems is a leader in Angle Frame Bleacher System innovation, design, and manufacturing.***

Our industry leadership is based on providing unsurpassed service to our customers, quality products at competitive prices, and a professional “We Do What We Say We’ll Do” attitude.

Our Promise to Customers:

NRS is committed to fabricating quality products and meeting customer contract requirements in a timely manner. As a demonstration of our commitment, NRS will strive to provide customers with high-quality installations and customer service which exceed expectations and promote customer satisfaction.

Find our bleachers at Universities, High Schools, Race Tracks, Parks, Ball Field Diamonds in every state and numerous countries across the world. Our bleacher systems, press boxes, picnic tables, and benches have become the industry benchmarks. With over twenty years in the industry and a winning dealer network, we will continue to provide our customers with the latest in quality aluminum seating.

## Sales Office

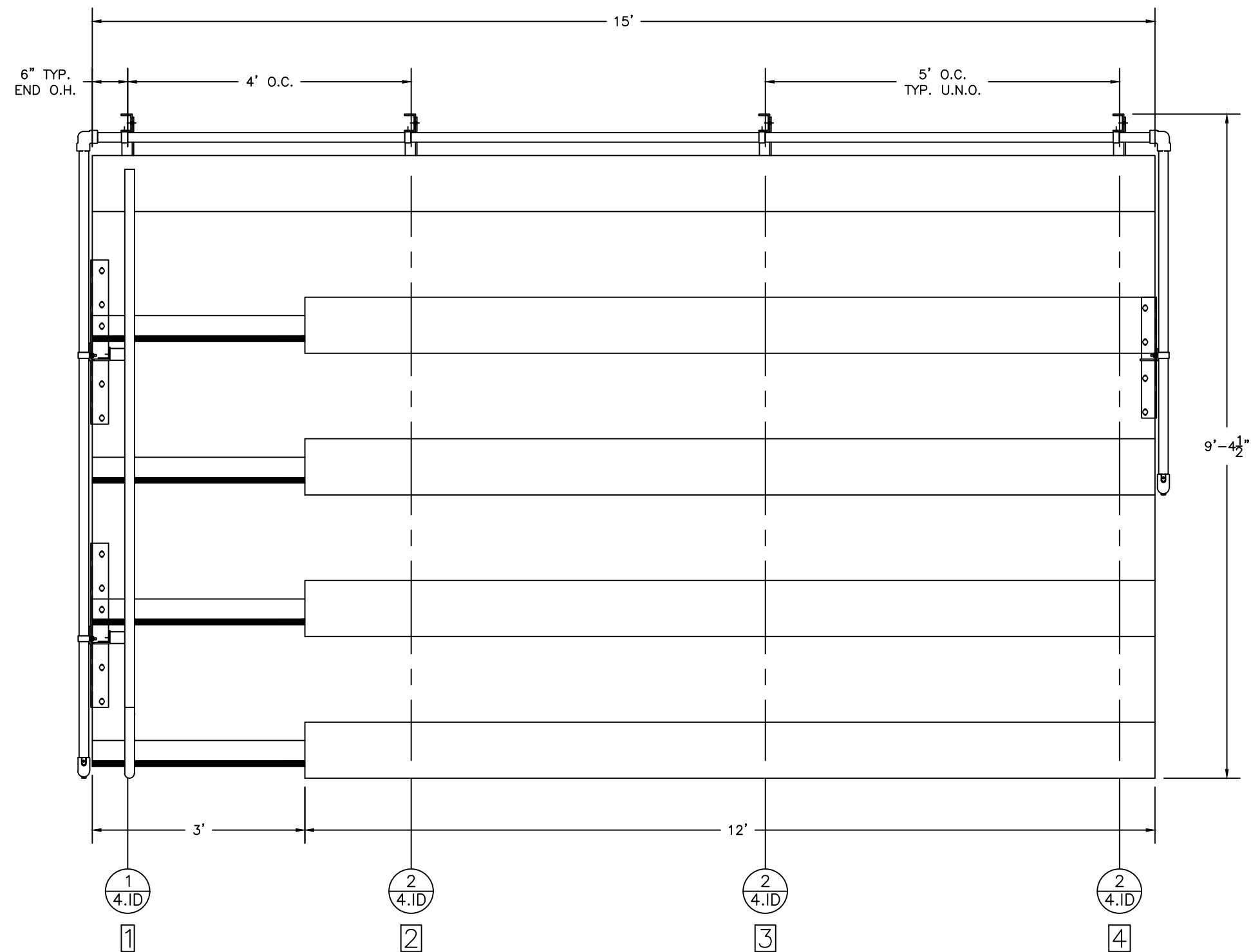
National Recreation Systems  
  
1300-D Airport North Office Park  
  
Fort Wayne, IN 46825

## Distribution

NRS Distribution Center  
  
4035 South Pipken Road  
  
Lakeland, FL 33811

										<div>MATERIAL FINISHES</div> <table><tr><td>SEAT PLANK</td><td>ANODIZED</td></tr><tr><td>RISER PLANK</td><td>MILL FINISH</td></tr><tr><td>FOOT PLANK</td><td>MILL FINISH</td></tr><tr><td>CHAIN LINK</td><td>GALVANIZED</td></tr></table>		SEAT PLANK	ANODIZED	RISER PLANK	MILL FINISH	FOOT PLANK	MILL FINISH	CHAIN LINK	GALVANIZED																		
SEAT PLANK	ANODIZED																																				
RISER PLANK	MILL FINISH																																				
FOOT PLANK	MILL FINISH																																				
CHAIN LINK	GALVANIZED																																				
<div>NA-0515DLX_CLR</div> <div>NON-ELEV. ALUM. 5 ROW x 15'-0" BLEACHER</div>																																					
										<div>DRAWING REFERENCE NUMBER: NA-0515DLX_CLR</div> <div>DRAWING SHEET INDEX</div> <table><tr><td>1.CS</td><td>COVER SHEET</td></tr><tr><td>2.TD</td><td>SEATING PLAN</td></tr><tr><td>3.FP</td><td>FOUNDATION PLAN</td></tr><tr><td>4.ID</td><td>FRAME IDENTIFICATION</td></tr><tr><td>5.BA</td><td>BLEACHER ASSEMBLY PREP</td></tr><tr><td>6.BA</td><td>BLEACHER ASSEMBLY – BRACING</td></tr><tr><td>7.BA</td><td>BLEACHER ASSEMBLY SECTION VIEW</td></tr><tr><td>8.AP</td><td>ANCHORING PLAN</td></tr><tr><td>9.PF</td><td>PLANK &amp; FRAMING PLAN</td></tr><tr><td>10.VA</td><td>END AISLE ASSEMBLY</td></tr><tr><td>11.GR</td><td>GUARDRAIL ASSEMBLY</td></tr><tr><td>12.GR</td><td>GUARDRAIL ASSEMBLY</td></tr><tr><td>13.DS</td><td>TYPICAL BLEACHER ASSEMBLY DETAILS</td></tr></table>		1.CS	COVER SHEET	2.TD	SEATING PLAN	3.FP	FOUNDATION PLAN	4.ID	FRAME IDENTIFICATION	5.BA	BLEACHER ASSEMBLY PREP	6.BA	BLEACHER ASSEMBLY – BRACING	7.BA	BLEACHER ASSEMBLY SECTION VIEW	8.AP	ANCHORING PLAN	9.PF	PLANK & FRAMING PLAN	10.VA	END AISLE ASSEMBLY	11.GR	GUARDRAIL ASSEMBLY	12.GR	GUARDRAIL ASSEMBLY	13.DS	TYPICAL BLEACHER ASSEMBLY DETAILS
1.CS	COVER SHEET																																				
2.TD	SEATING PLAN																																				
3.FP	FOUNDATION PLAN																																				
4.ID	FRAME IDENTIFICATION																																				
5.BA	BLEACHER ASSEMBLY PREP																																				
6.BA	BLEACHER ASSEMBLY – BRACING																																				
7.BA	BLEACHER ASSEMBLY SECTION VIEW																																				
8.AP	ANCHORING PLAN																																				
9.PF	PLANK & FRAMING PLAN																																				
10.VA	END AISLE ASSEMBLY																																				
11.GR	GUARDRAIL ASSEMBLY																																				
12.GR	GUARDRAIL ASSEMBLY																																				
13.DS	TYPICAL BLEACHER ASSEMBLY DETAILS																																				
<div>RECOMMENDED TOOLS</div> <table><tr><td>SOCKET WRENCH</td><td>POP RIVET GUN</td><td>CORDLESS DRILL</td></tr><tr><td>½" DEEP WELL SOCKET</td><td>LEVEL</td><td>⅝" DRILL BIT</td></tr><tr><td>⅝" DEEP WELL SOCKET</td><td>RUBBER MALLET</td><td>¾" DRILL BIT</td></tr><tr><td>TAPE MEASURE</td><td>GLOVES</td><td>SAFETY GLASSES</td></tr></table>			SOCKET WRENCH	POP RIVET GUN	CORDLESS DRILL	½" DEEP WELL SOCKET	LEVEL	⅝" DRILL BIT	⅝" DEEP WELL SOCKET	RUBBER MALLET	¾" DRILL BIT	TAPE MEASURE	GLOVES	SAFETY GLASSES	<div><div><div><div></div><div>NRS</div><div>National Recreation Systems</div><div>A PLAYCORE Company</div></div><div>PH: 888-568-9064 FAX: 260-482-7449 WWW.BLEACHERS.NET</div></div><div>This drawing and all information contained herein is the property of NATIONAL RECREATION SYSTEMS, INC. and is not to be reproduced without the express written permission of this manufacturer. We assume no responsibility for unauthorized use of this drawing. NATIONAL RECREATION SYSTEMS, INC. is not responsible for local permits and occupancy requirements.</div></div>		<div>MODEL: NA-0515DLX_CLR</div> <div>DESCRIPTION: NON-ELEV. 5 ROW x 15'-0" ASSEMBLY COVER SHEET</div> <table><tr><td>DRAWN BY: BXC</td><td>DATE: 5/16/24</td><td>REVISION: 2</td><td>SCALE: N.T.S.</td><td>SHEET NUMBER: 1.CS</td></tr></table>					DRAWN BY: BXC	DATE: 5/16/24	REVISION: 2	SCALE: N.T.S.	SHEET NUMBER: 1.CS											
SOCKET WRENCH	POP RIVET GUN	CORDLESS DRILL																																			
½" DEEP WELL SOCKET	LEVEL	⅝" DRILL BIT																																			
⅝" DEEP WELL SOCKET	RUBBER MALLET	¾" DRILL BIT																																			
TAPE MEASURE	GLOVES	SAFETY GLASSES																																			
DRAWN BY: BXC	DATE: 5/16/24	REVISION: 2	SCALE: N.T.S.	SHEET NUMBER: 1.CS																																	





SECTION LENGTH	GROSS SEATS	ACTUAL SEATS	NO. OF ROWS	NET SEATS
15	10.00	10.00	1	10
12	8.00	8.00	4	32
NET SEATS				42
WHEELCHAIR SPACES				0
TOTAL NET SEATING CAPACITY				42
(BASED ON 18" PER SEAT)				

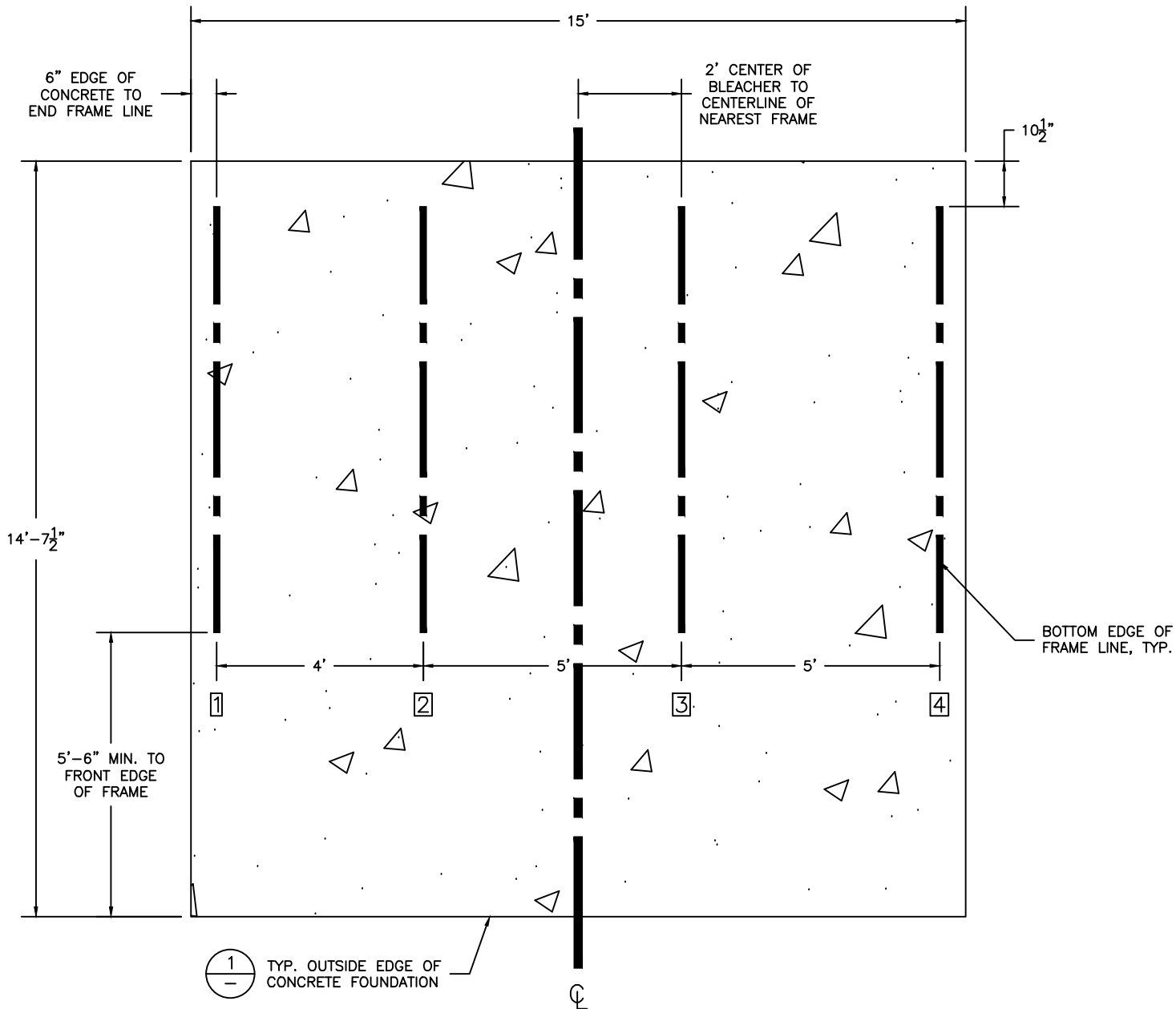
\*\*ECONOMICAL MILL FINISH FOOT PLANK AND RISERS HAVE BEEN SPECIFIED ON THIS BLEACHER DESIGN. NRS WILL NOT BE RESPONSIBLE FOR DISCOLORATION OR STAINING (DARK BLACK, BROWN, OR WHITE RESIDUE) RESULTING FROM UNAVOIDABLE CONDENSATION THAT OCCURS DURING PACKING, TRANSPORTING AND STORAGE, PRECEDING AND/OR DURING INSTALLATION. REMOVAL OF THESE STAINS OR REPLACEMENT OF BOARDS UPON COMPLETION OF INSTALLATION IS NOT PART OF THIS CONTRACT BECAUSE STAINED MILL FINISH BOARDS MEET ALL SPECIFIED REQUIREMENTS. A CLEAR ANODIZED FINISH MAY BE QUOTED AT AN ADDITIONAL COST TO AVOID POTENTIAL DISCOLORATION OR STAINING.



PH: 888-568-9064 FAX: 260-482-7449 WWW.BLEACHERS.NET

This drawing and all information contained herein is the property of NATIONAL RECREATION SYSTEMS, INC. and is not to be reproduced without the express written permission of this manufacturer. We assume no responsibility for unauthorized use of this drawing. NATIONAL RECREATION SYSTEMS, INC. is not responsible for local permits and occupancy requirements.

MODEL:	NA-0515DLX_CLR			
DESCRIPTION:	NON-ELEV. 5 ROW x 15'-0" SEATING PLAN			
DRAWN BY:	BXC	DATE:	5/16/24	REVISION: 2
SCALE:	N.T.S.	SHEET NUMBER:	2.TD	



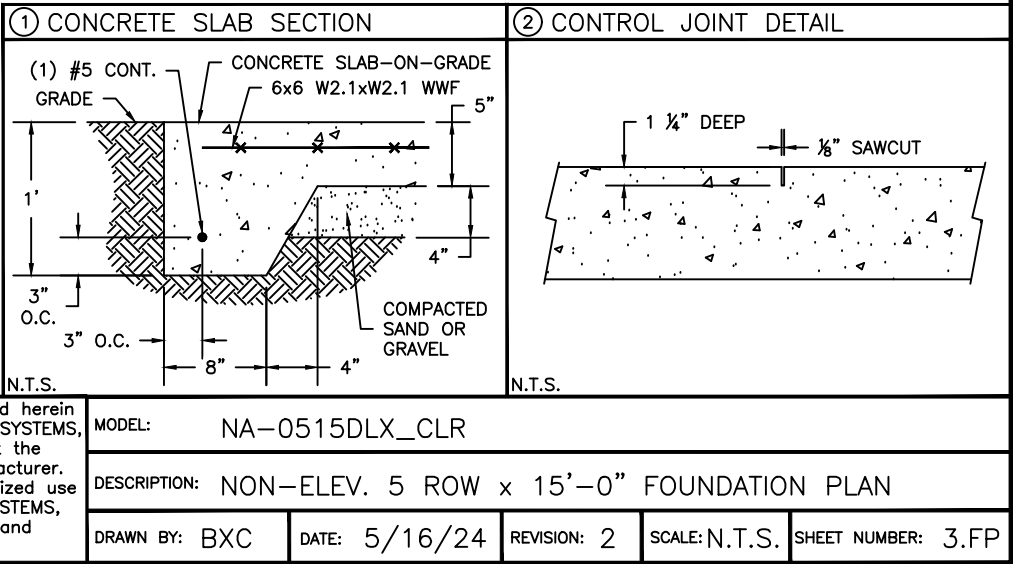
CONCRETE FOUNDATION SPECIFICATIONS

**SCOPE:**  
Foundation construction is not part of NATIONAL RECREATION SYSTEMS, INC's., scope of work unless noted otherwise in the contract documents. The OWNER shall review the foundation design with local code authorities and coordinate with NRS, Inc.

**FOUNDATION DESIGN & ANCHORS:**  
1) The foundation designs are based on the following:  
a) Minimum presumed soil bearing of 2000 psf.  
b) Bleacher frame dead and live load of 700 lbs./ft.  
c) Bleacher frame wind uplift of 250 lbs./ft.  
2) Unless otherwise specified on the drawings the bleacher frames shall be attached to concrete with a 1/2" dia. x 3 3/4" wedge type expansion anchor. The anchors shall be embedded a minimum of 2 1/2" into the concrete. All anchors are to be HILTI Kwik Bolt TZ2 or approved equivalent.

**CONCRETE SPECIFICATIONS:**  
1) All concrete construction shall be in accordance with *ACI 318.14*.  
2) All concrete shall be air-entrained using an air entraining admixtruing meeting *ASTM C620*. Total air content: 5%-7% per *ASTM C173*.  
3) All concrete shall have a minimum 28-day strength of Fc=3000psi. Concrete shall have air-entrainment  
4) A 1/4" bituminous expansion joint material shall be placed between strip and slab foundations when adjacent to each other.  
5) The depressions in the top of the foundations between high spots shall not exceed 3/16" below 10-foot long straightedge. The 10-foot straightedge method used to measure foundation flatness shall be in accordance with *ACI 302.1R-04 "Guide for Concrete Floor and Slab Construction"*.

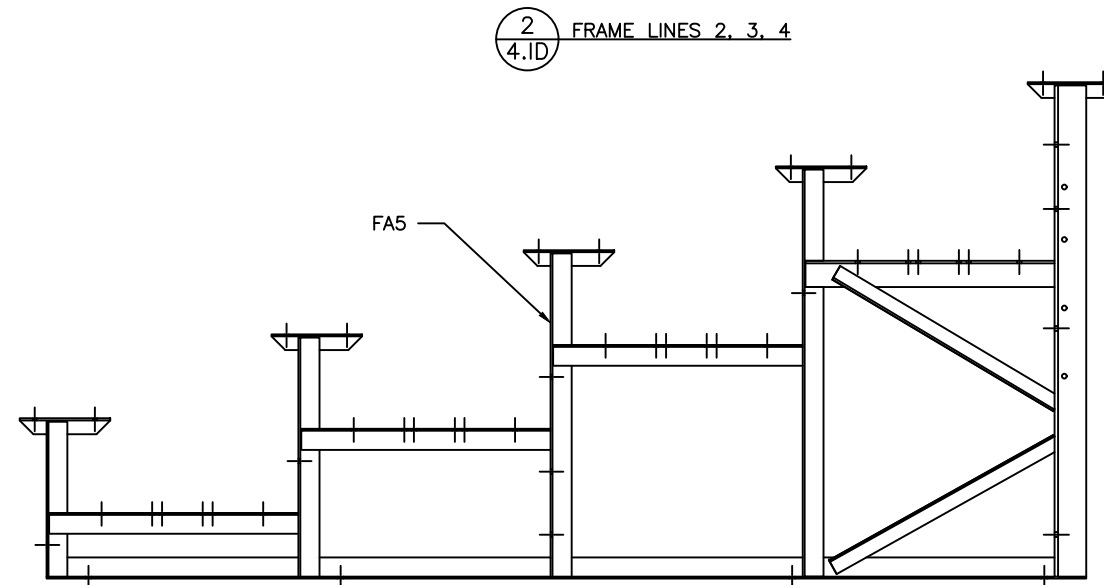
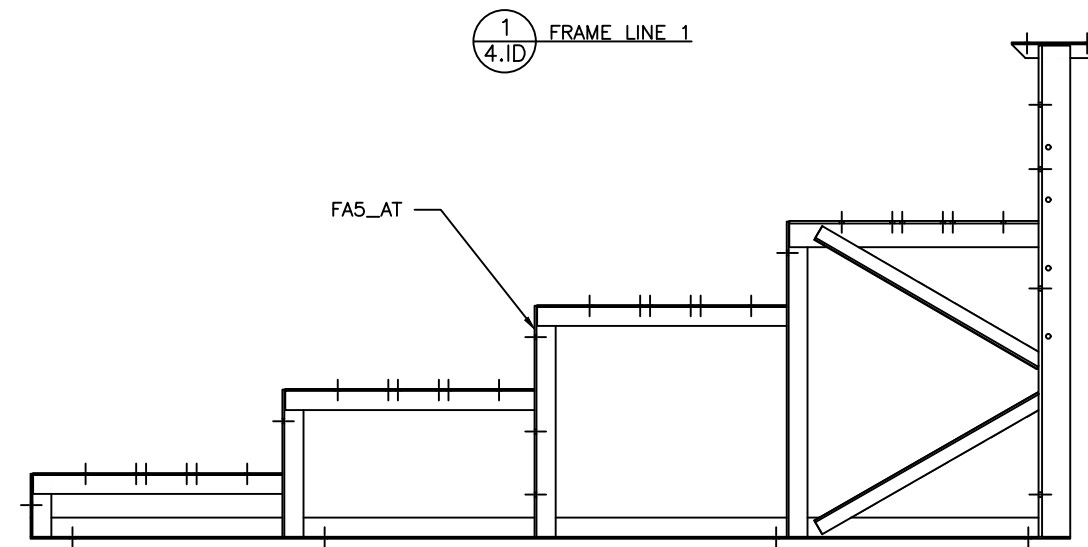
**CONCRETE SLAB RECOMMENDED SPECIFICATIONS:**  
1) Concrete slab shall have a minimum thickness of 5" (some areas may require 6") and placed on 4" of compacted gravel or compacted sub base.  
2) NRS, INC., recommends that the concrete slab be reinforced with 6x6-W2.1xW2.1 welded wire fabric at 1 1/2" concrete cover from the top. In lieu of welded wire fabric, steel fiber substitution requires OWNER approval and his understanding of potential maintenance issues.  
3) Contractor may substitute blended fiber reinforcing, provided the blend consists of multifilament polypropylene fibers and cold drawn steel wire fibers. Novamesh 950 or approved equivalent, applied at a dosage rate of 5lb/CY unless specified otherwise or a different recommendation is made by the manufacturer.  
4) Crack control joints shall be sawed into slab to form approximate square patterns. The maximum spacing for control joints shall not exceed 13'-6", UNLESS INDICATED OTHERWISE. The bleacher frames shall not be set on control joints. The designer shall contact NRS to coordinate joint spacing requirements with the specific bleacher design.  
5) The slab may be sloped a maximum of 1/8 inch per foot for drainage. The maximum overall out of level slope for the slab perpendicular to the seats (front to rear) shall not exceed 2" and parallel to the seats (end to end) shall not exceed 4".



PH: 888-568-9064 FAX: 260-482-7449 WWW.BLEACHERS.NET

This drawing and all information contained herein is the property of NATIONAL RECREATION SYSTEMS, INC. and is not to be reproduced without the express written permission of this manufacturer. We assume no responsibility for unauthorized use of this drawing. NATIONAL RECREATION SYSTEMS, INC. is not responsible for local permits and occupancy requirements.





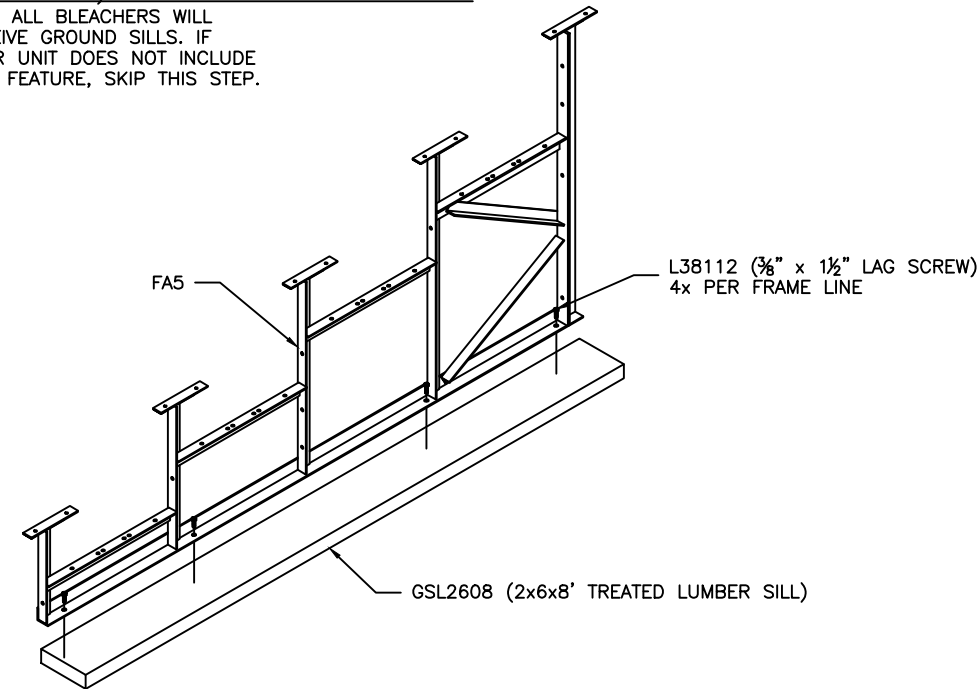
PH: 888-568-9064 FAX: 260-482-7449 WWW.BLEACHERS.NET

This drawing and all information contained herein is the property of NATIONAL RECREATION SYSTEMS, INC. and is not to be reproduced without the express written permission of this manufacturer. We assume no responsibility for unauthorized use of this drawing. NATIONAL RECREATION SYSTEMS, INC. is not responsible for local permits and occupancy requirements.

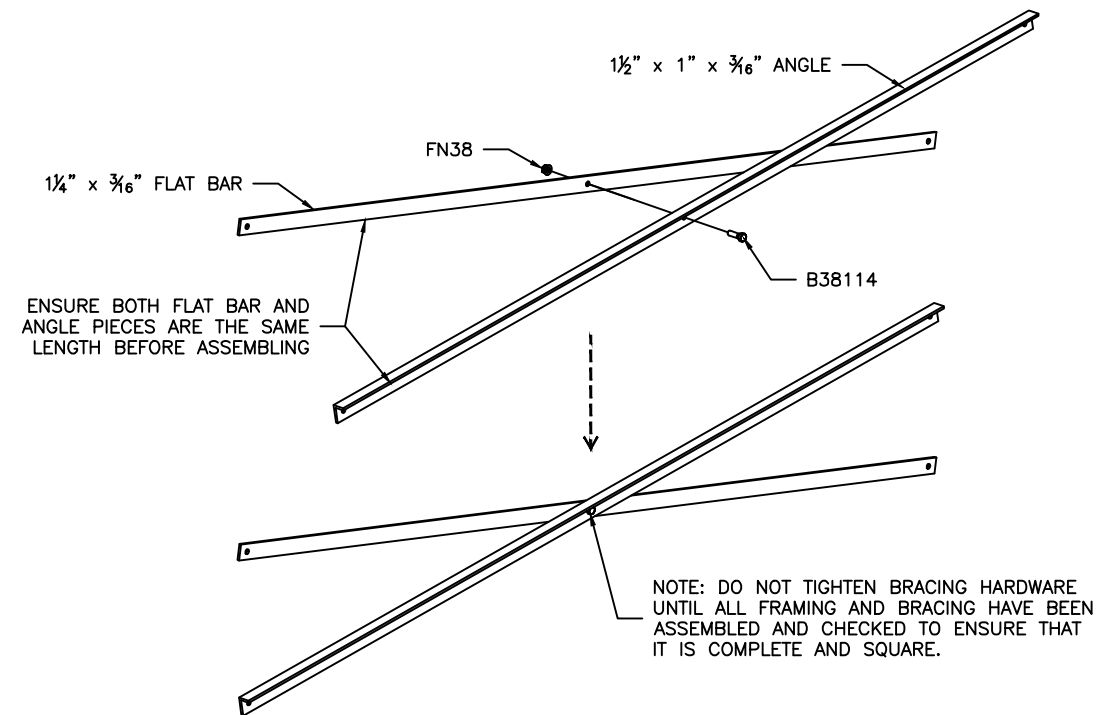
MODEL: NA-0515DLX_CLR				
DESCRIPTION: NON-ELEV. 5 ROW x 15'-0" FRAME IDENTIFICATION				
DRAWN BY: BXC	DATE: 5/16/24	REVISION: 2	SCALE: N.T.S.	SHEET NUMBER: 4.ID

(OPTIONAL) ATTACH GROUND SILLS \*

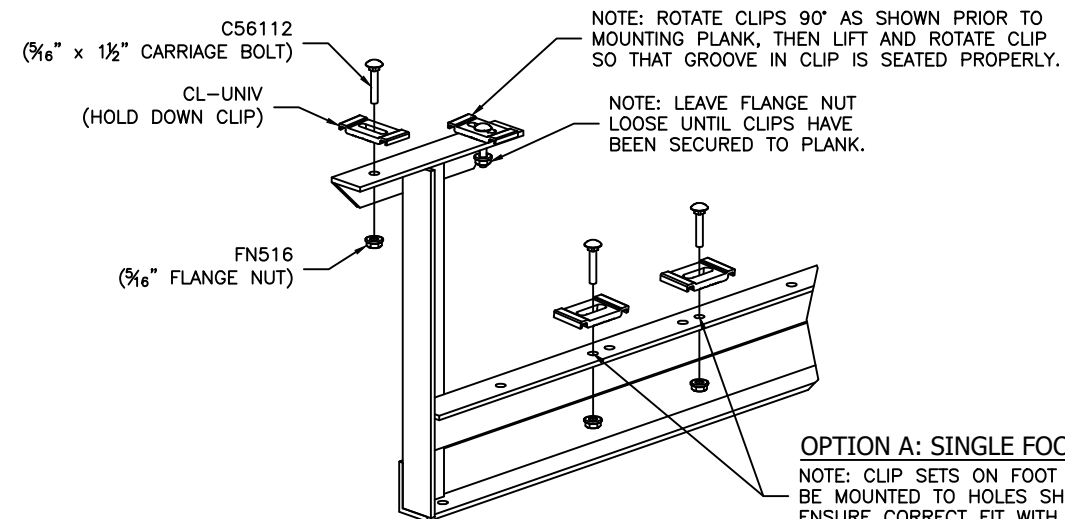
\*NOT ALL BLEACHERS WILL  
RECEIVE GROUND SILLS. IF  
YOUR UNIT DOES NOT INCLUDE  
THIS FEATURE, SKIP THIS STEP.



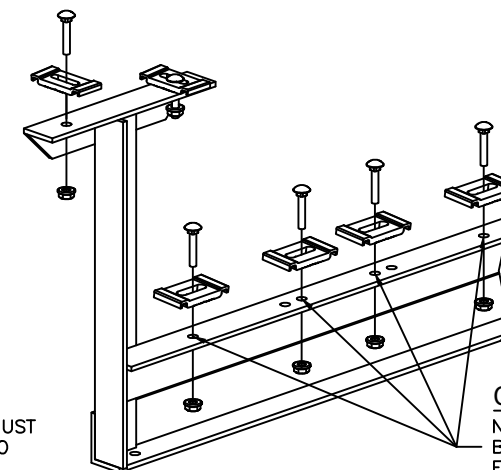
PRE-ASSEMBLE X-BRACE PAIR(S)



ONCE FRAMING IS COMPLETE,  
PRE-ASSEMBLE CLIP SETS ON BLEACHER FRAMES



**OPTION A: SINGLE FOOT BOARDS**  
NOTE: CLIP SETS ON FOOT SUPPORTS MUST  
BE MOUNTED TO HOLES SHOWN HERE TO  
ENSURE CORRECT FIT WITH FOOT PLANK.



**OPTION B: DOUBLE FOOT BOARDS**  
NOTE: CLIP SETS ON FOOT SUPPORTS MUST  
BE MOUNTED TO HOLES SHOWN HERE TO  
ENSURE CORRECT FIT WITH FOOT PLANK.



PH: 888-568-9064 FAX: 260-482-7449 WWW.BLEACHERS.NET

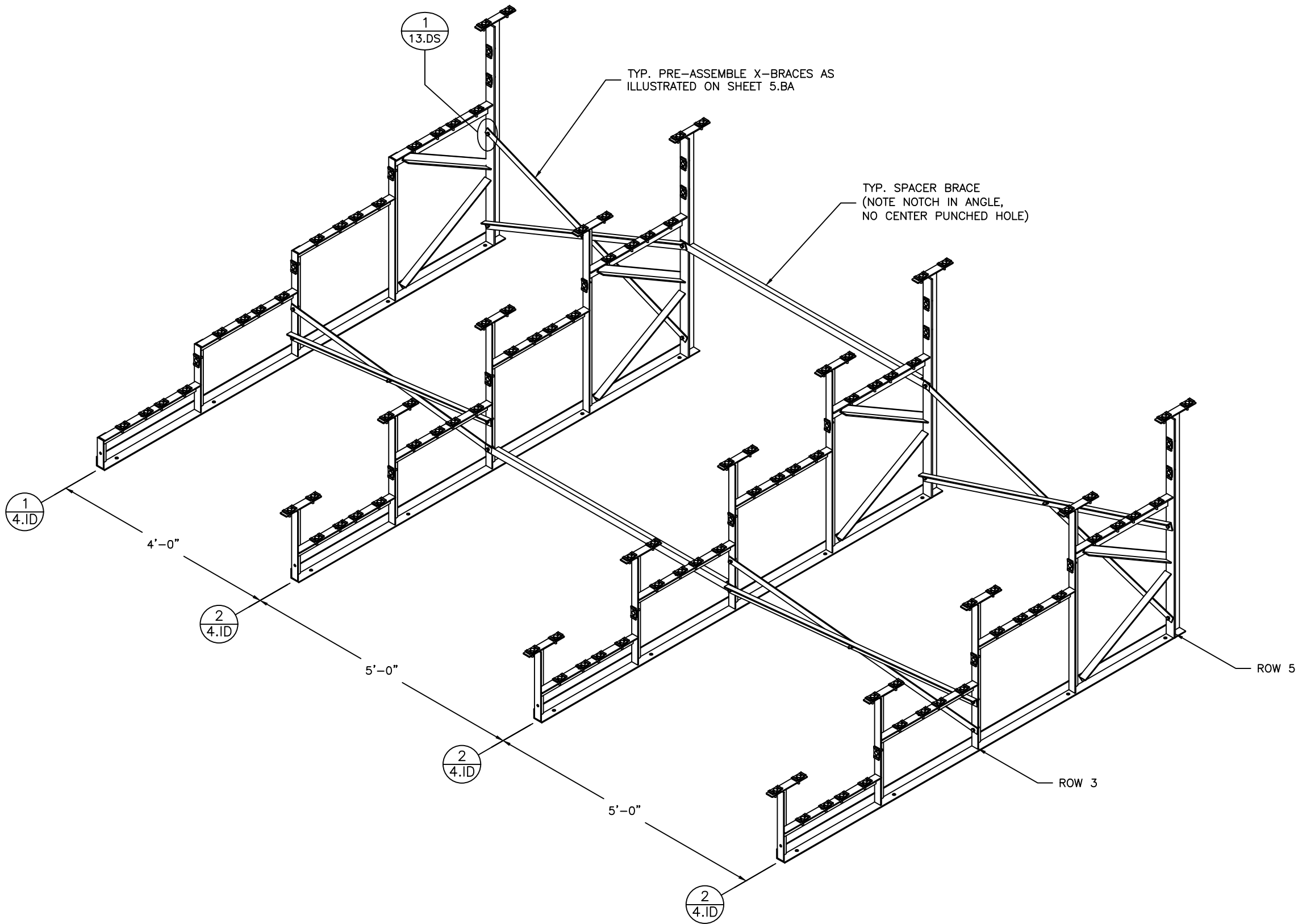
This drawing and all information contained herein  
is the property of NATIONAL RECREATION SYSTEMS,  
INC. and is not to be reproduced without the  
express written permission of this manufacturer.  
We assume no responsibility for unauthorized use  
of this drawing. NATIONAL RECREATION SYSTEMS,  
INC. is not responsible for local permits and  
occupancy requirements.

MODEL: NA-0515DLX_CLR				
DESCRIPTION: NON-ELEV. 5 ROW x 15'-0" ASSEMBLY PREP				
DRAWN BY: BXC	DATE: 5/16/24	REVISION: 2	SCALE: N.T.S.	SHEET NUMBER: 5,BA



BRACING CHART

	ROW 3	ROW 5
4'-0" CLOSED BAY*	4'-1 7/8" X-BRACE	4'-5 3/8" X-BRACE
5'-0" OPEN BAY*	5'-1 1/2" SPACER BRACE	5'-1 1/2" SPACER BRACE
5'-0" CLOSED BAY*	5'-1 3/4" X-BRACE	5'-4 5/8" X-BRACE



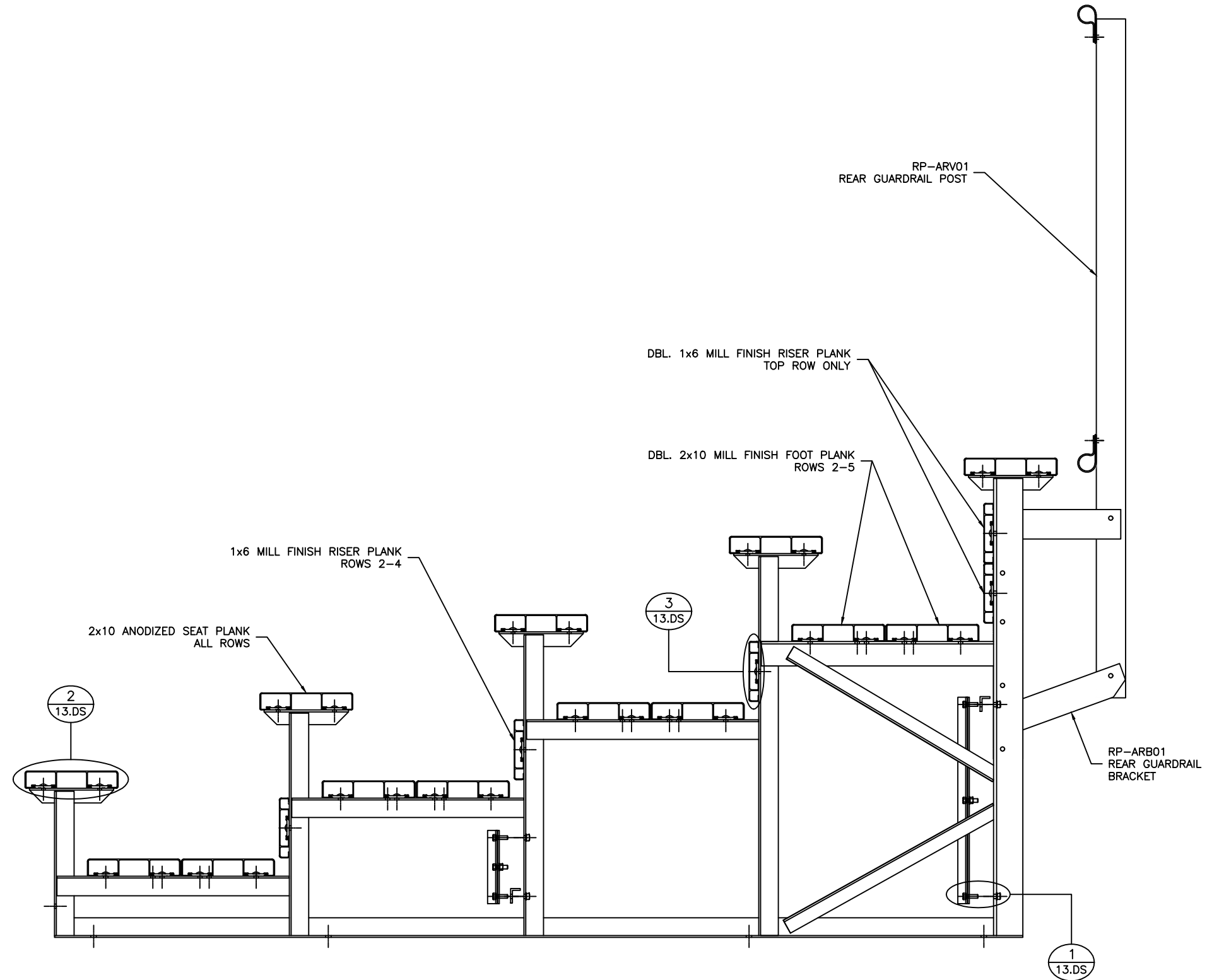
\* NOTE:  
"CLOSED BAY" RECEIVES ONLY X-BRACING.  
"OPEN BAY" RECEIVES ONLY SPACER (STRAIGHT) BRACING.



PH: 888-568-9064 FAX: 260-482-7449 WWW.BLEACHERS.NET

This drawing and all information contained herein is the property of NATIONAL RECREATION SYSTEMS, INC. and is not to be reproduced without the express written permission of this manufacturer. We assume no responsibility for unauthorized use of this drawing. NATIONAL RECREATION SYSTEMS, INC. is not responsible for local permits and occupancy requirements.

MODEL: NA-0515DLX_CLR				
DESCRIPTION: NON-ELEV. 5 ROW x 15'-0" ASSEMBLY - BRACING				
DRAWN BY: BXC	DATE: 5/16/24	REVISION: 2	SCALE: N.T.S.	SHEET NUMBER: 6.BA



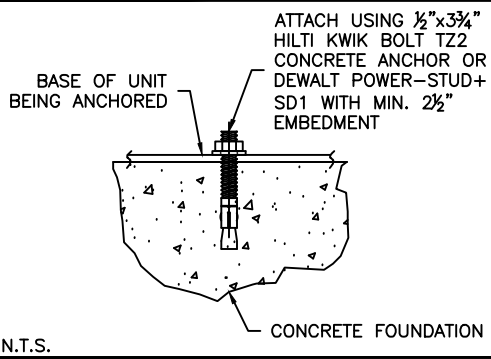
PH: 888-568-9064 FAX: 260-482-7449 WWW.BLEACHERS.NET

This drawing and all information contained herein is the property of NATIONAL RECREATION SYSTEMS, INC. and is not to be reproduced without the express written permission of this manufacturer. We assume no responsibility for unauthorized use of this drawing. NATIONAL RECREATION SYSTEMS, INC. is not responsible for local permits and occupancy requirements.

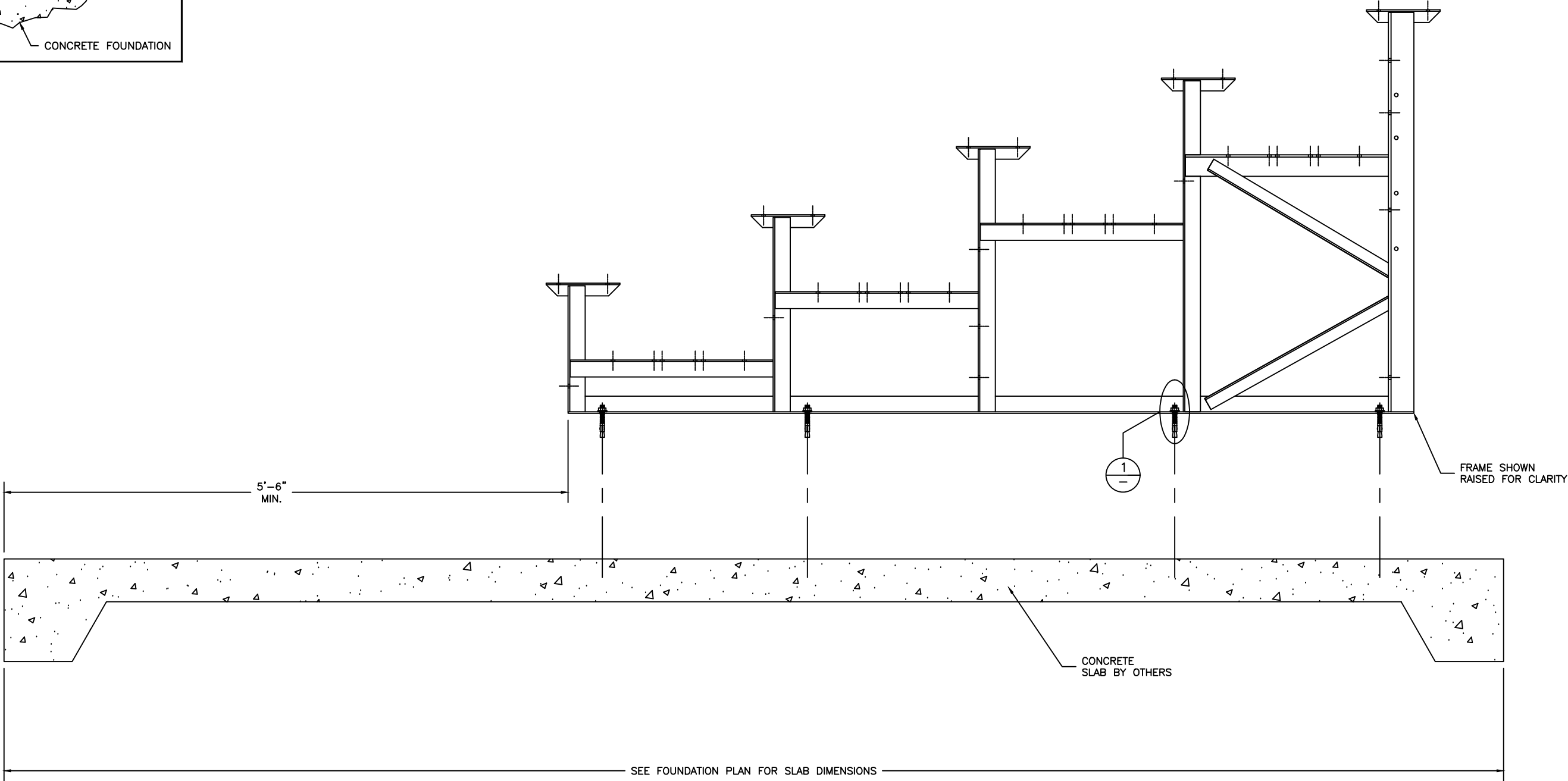
MODEL: NA-0515DLX_CLR				
DESCRIPTION: NON-ELEV. 5 ROW x 15'-0" ASSEMBLY SECTION VIEW				
DRAWN BY: BXC	DATE: 5/16/24	REVISION: 2	SCALE: N.T.S.	SHEET NUMBER: 7.BA



① WEDGE ANCHOR DETAIL — 3 3/4



(OPTIONAL) ANCHOR BLEACHER TO CONCRETE FOUNDATION \*



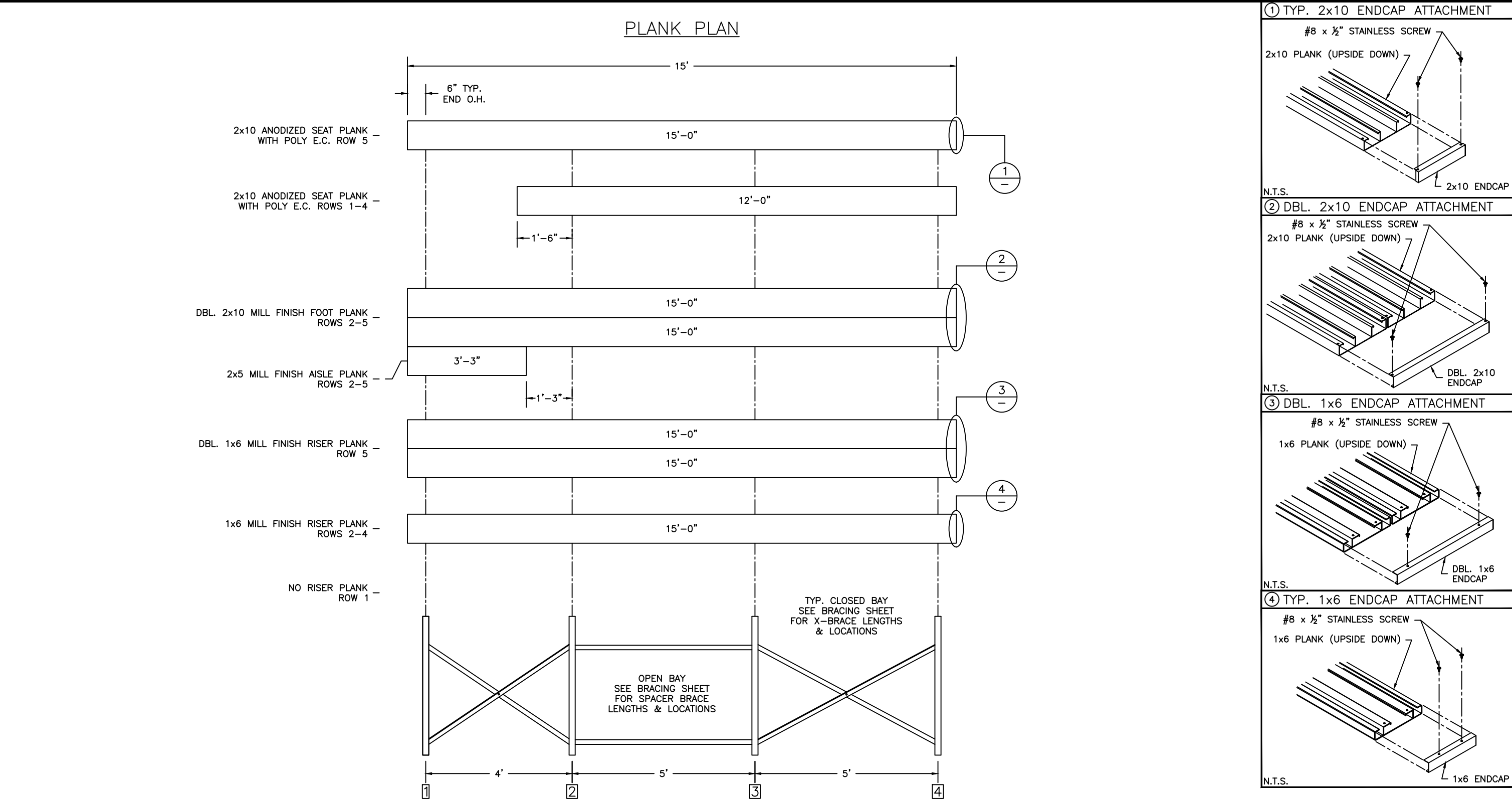
\* CONCRETE WEDGE ANCHORS NOT INCLUDED WITH ALL UNITS. IF USING OTHER ANCHORING SYSTEM, SKIP THIS STEP AND REFER TO INSTRUCTIONS SPECIFIC TO THE ANCHORING SYSTEM PURCHASED FOR YOUR UNIT.



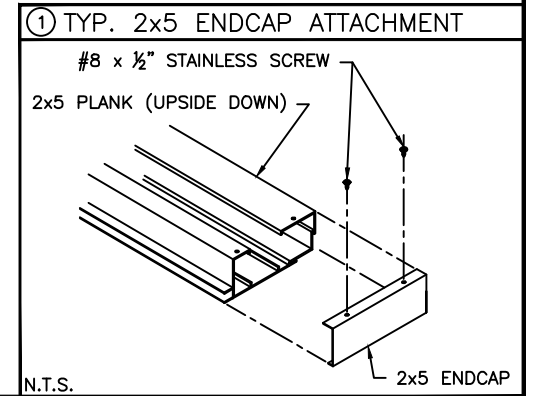
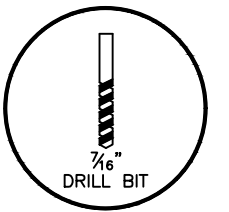
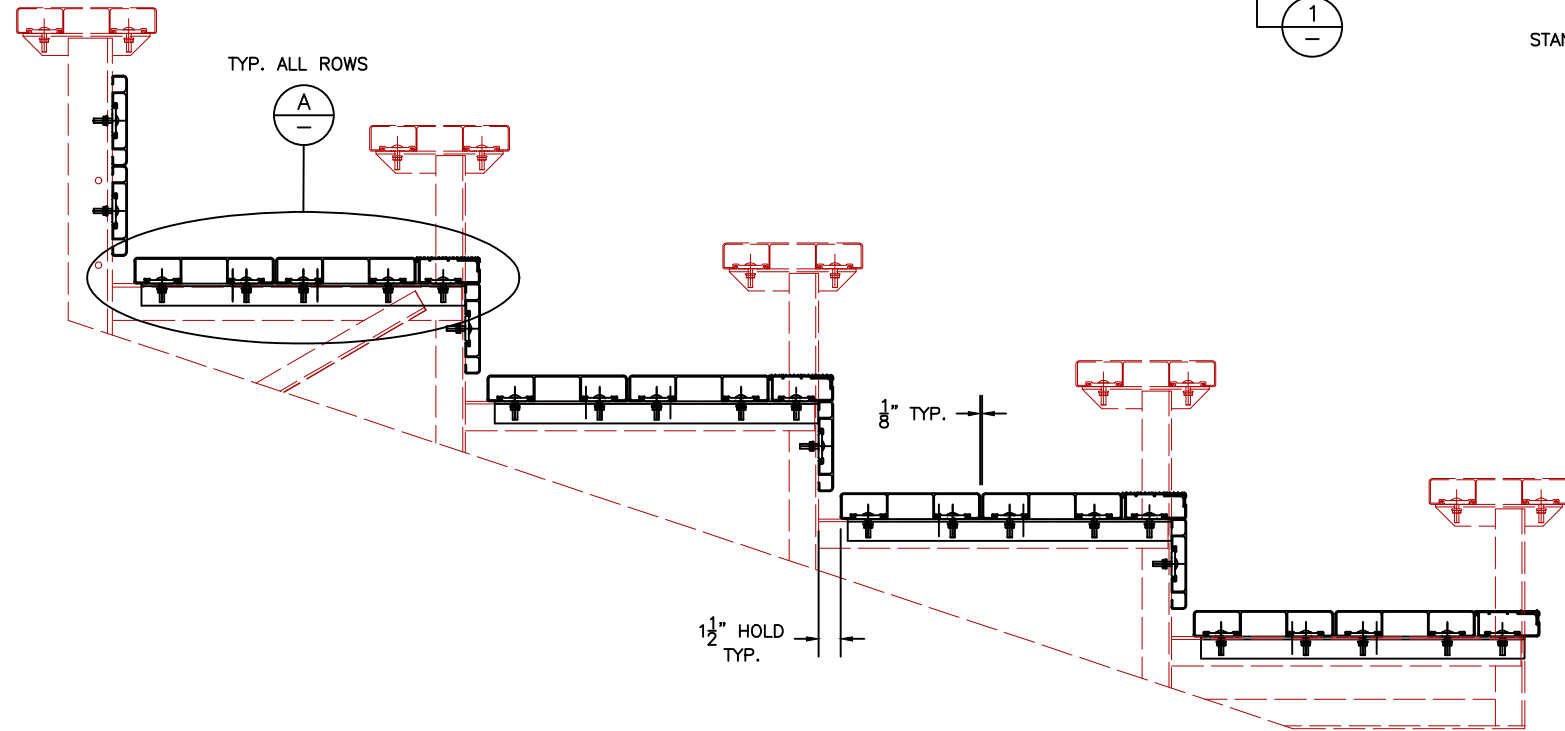
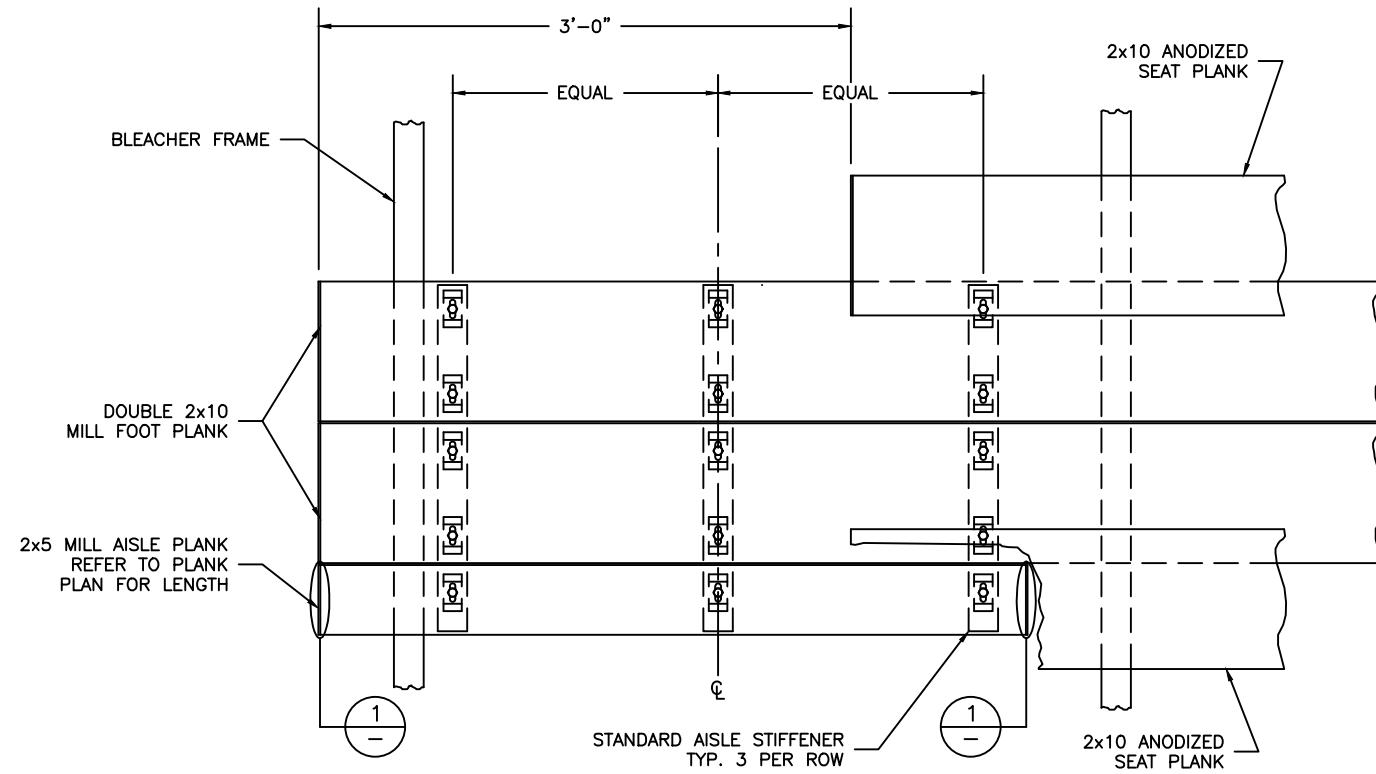
PH: 888-568-9064 FAX: 260-482-7449 WWW.BLEACHERS.NET

This drawing and all information contained herein is the property of NATIONAL RECREATION SYSTEMS, INC. and is not to be reproduced without the express written permission of this manufacturer. We assume no responsibility for unauthorized use of this drawing. NATIONAL RECREATION SYSTEMS, INC. is not responsible for local permits and occupancy requirements.

MODEL: NA-0515DLX_CLR				
DESCRIPTION: NON-ELEV. 5 ROW BLEACHER ANCHORING PLAN				
DRAWN BY: BXC	DATE: 5/16/24	REVISION: 2	SCALE: N.T.S.	SHEET NUMBER: 8,AP



# DETAIL A AISLE PLAN TYP. ALL ROWS



PH: 888-568-9064 FAX: 260-482-7449 WWW.BLEACHERS.NET

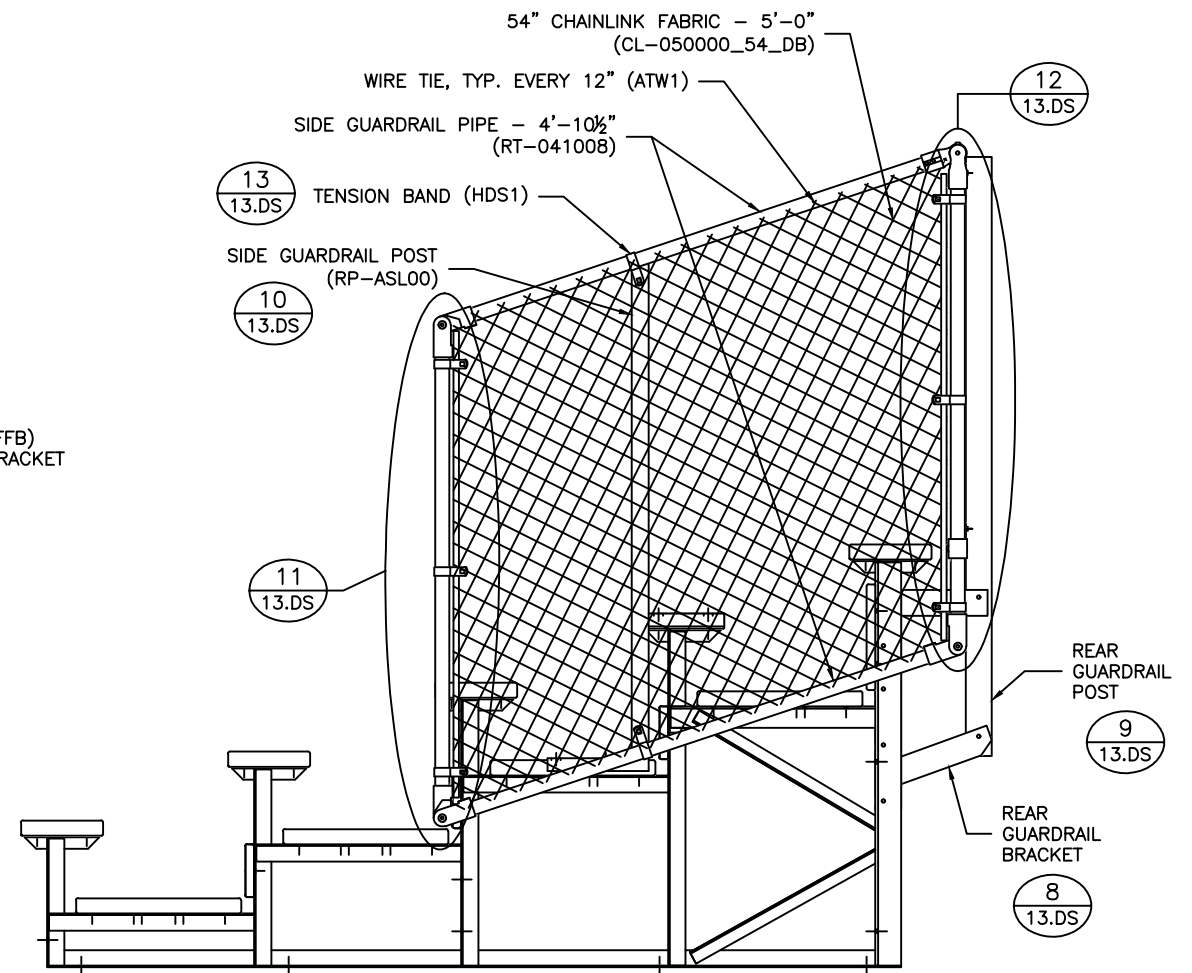
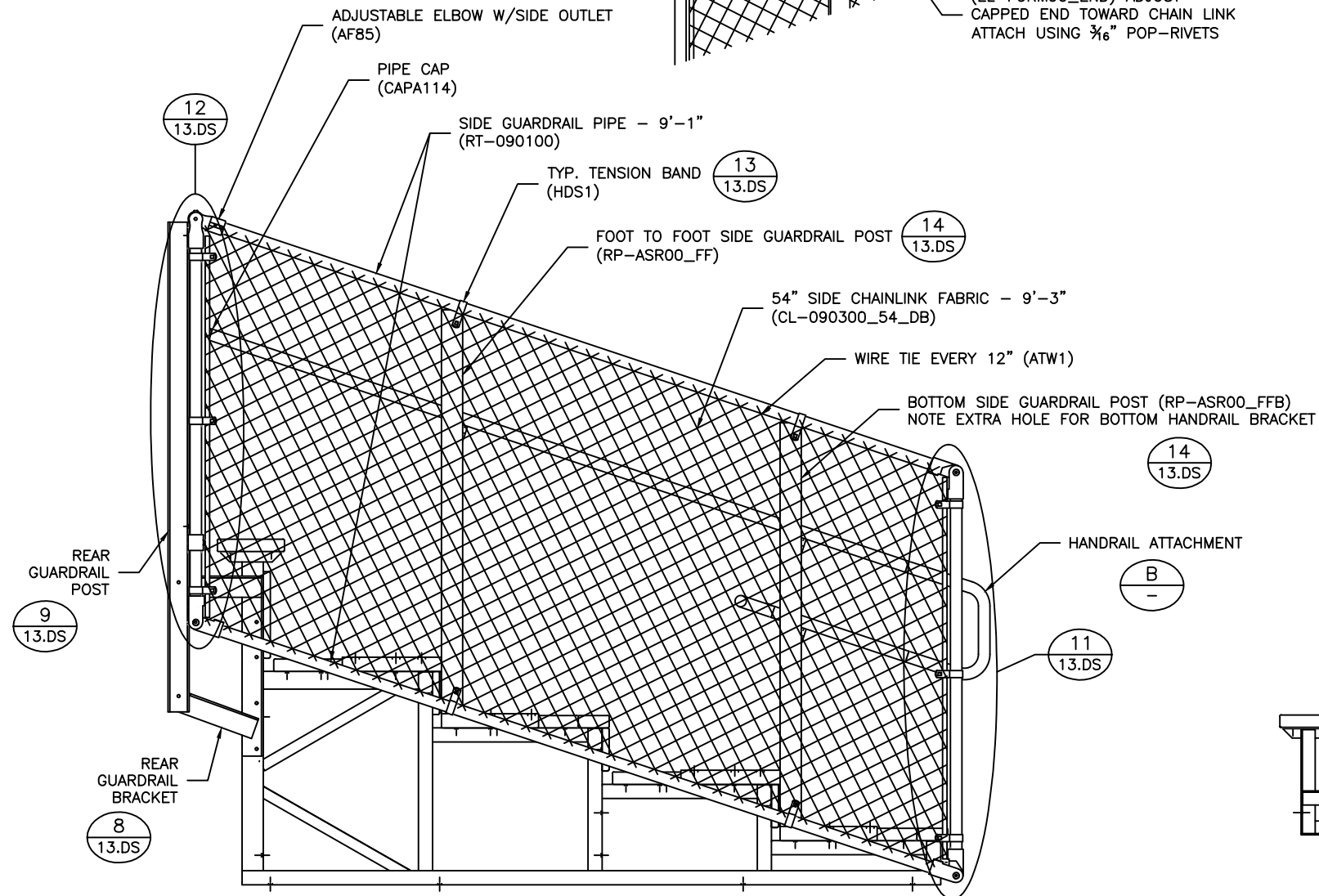
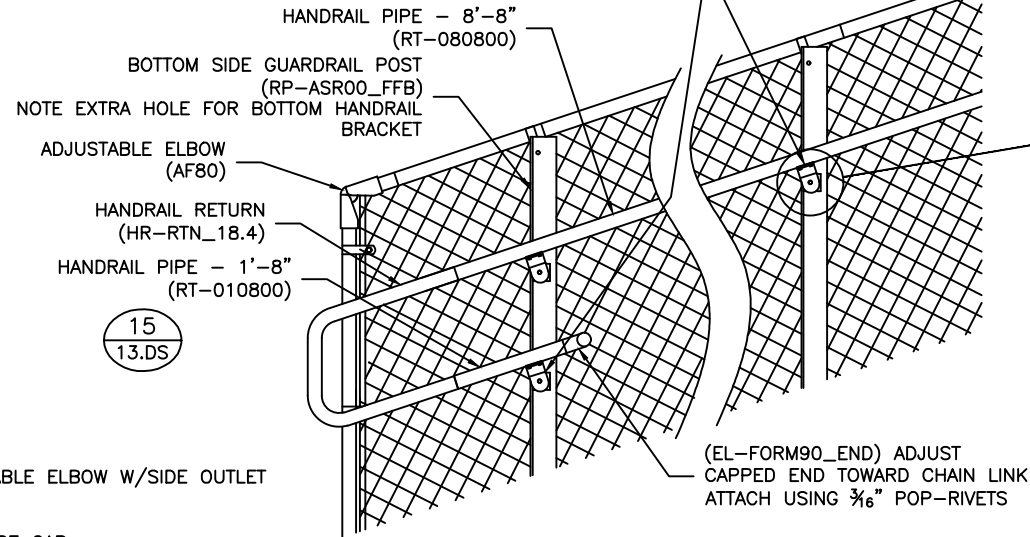
This drawing and all information contained herein is the property of NATIONAL RECREATION SYSTEMS, INC. and is not to be reproduced without the express written permission of this manufacturer. We assume no responsibility for unauthorized use of this drawing. NATIONAL RECREATION SYSTEMS, INC. is not responsible for local permits and occupancy requirements.

MODEL:	NA-0515DLX_CLR				
DESCRIPTION:	NON-ELEV. 5 ROW END AISLE ASSEMBLY				
DRAWN BY:	BXC	DATE:	5/16/24	REVISION:	2
SCALE:	N.T.S.	SHEET NUMBER:	10.VA		



**DETAIL 'B'**  
**HANDRAIL AS SEEN FROM AISLE**

AISLE HANDRAIL BRACKET. ATTACH USING  $\frac{3}{8}$ " HEX HD. BOLT, &  $\frac{3}{8}$ " FLANGE NUT. TYP. 2 PLS. BOTTOM POST ONLY, TYP. 1 ALL OTHER POSTS. (AISLE SIDE GUARDRAIL ONLY)



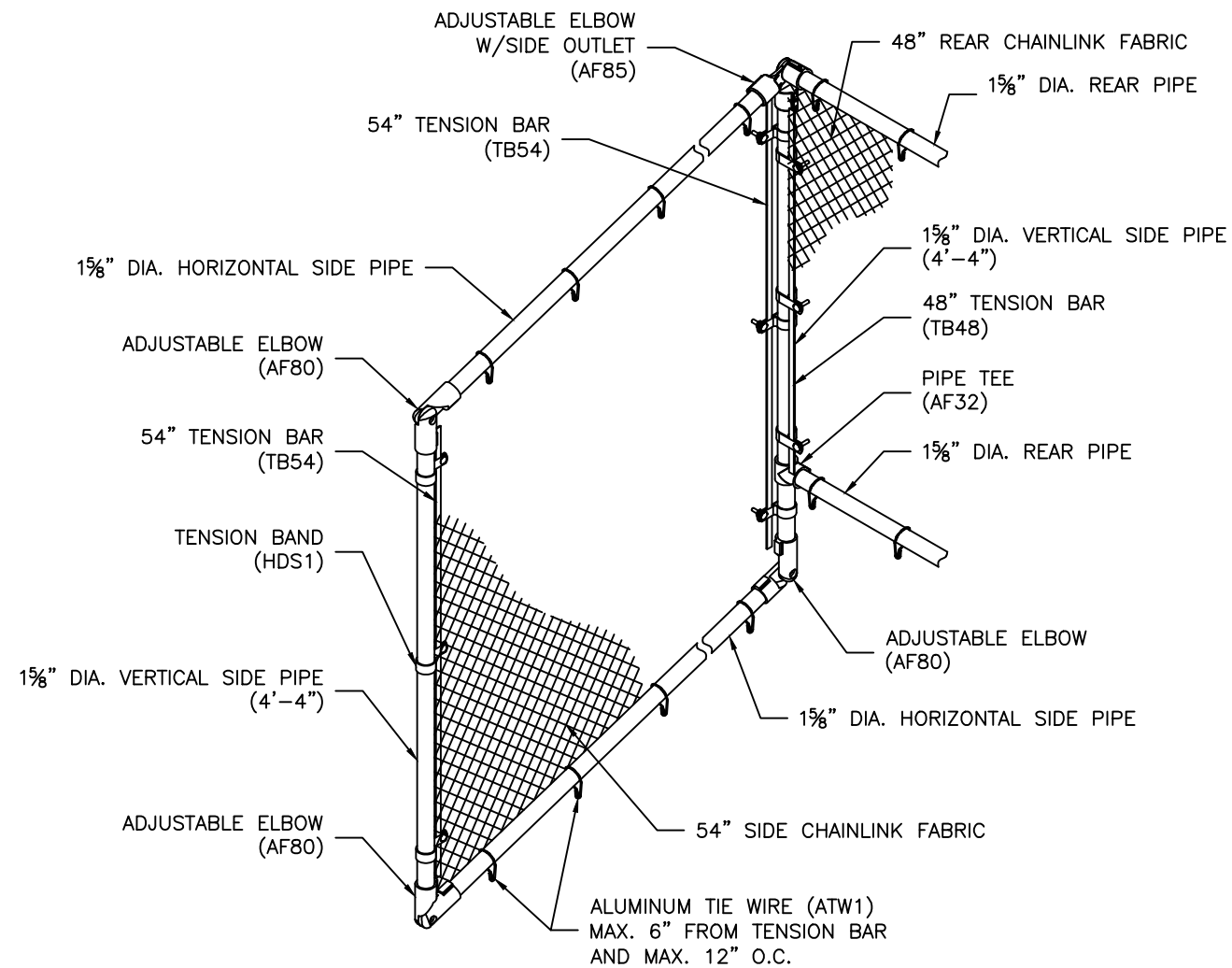
**NRS**  
**National Recreation Systems**  
A PLAYCORE Company

PH: 888-568-9064 FAX: 260-482-7449 WWW.BLEACHERS.NET

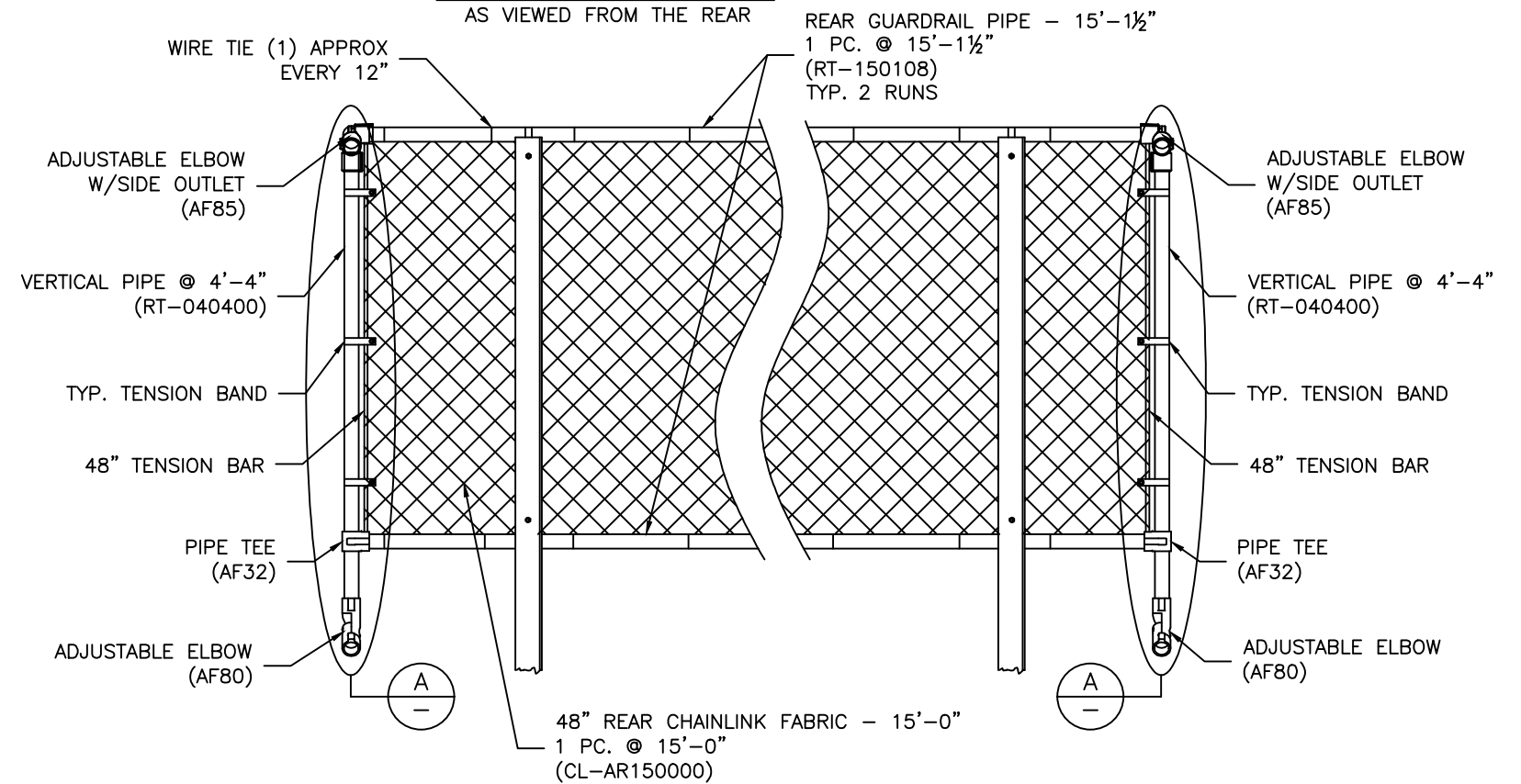
This drawing and all information contained herein is the property of NATIONAL RECREATION SYSTEMS, INC. and is not to be reproduced without the express written permission of this manufacturer. We assume no responsibility for unauthorized use of this drawing. NATIONAL RECREATION SYSTEMS, INC. is not responsible for local permits and occupancy requirements.

MODEL:	NA-0515DLX_CLR			
DESCRIPTION:	NON-ELEV. 5 ROW x 15'-0" GUARDRAIL ASSEMBLY			
DRAWN BY:	BXC	DATE:	5/16/24	REVISION: 2
SCALE:	N.T.S.	SHEET NUMBER:	11.GR	

DETAIL A  
SPECTATOR RIGHT SIDE GUARDRAIL CONNECTION



REAR GUARDRAIL  
AS VIEWED FROM THE REAR



PH: 888-568-9064 FAX: 260-482-7449 WWW.BLEACHERS.NET

This drawing and all information contained herein is the property of NATIONAL RECREATION SYSTEMS, INC. and is not to be reproduced without the express written permission of this manufacturer. We assume no responsibility for unauthorized use of this drawing. NATIONAL RECREATION SYSTEMS, INC. is not responsible for local permits and occupancy requirements.

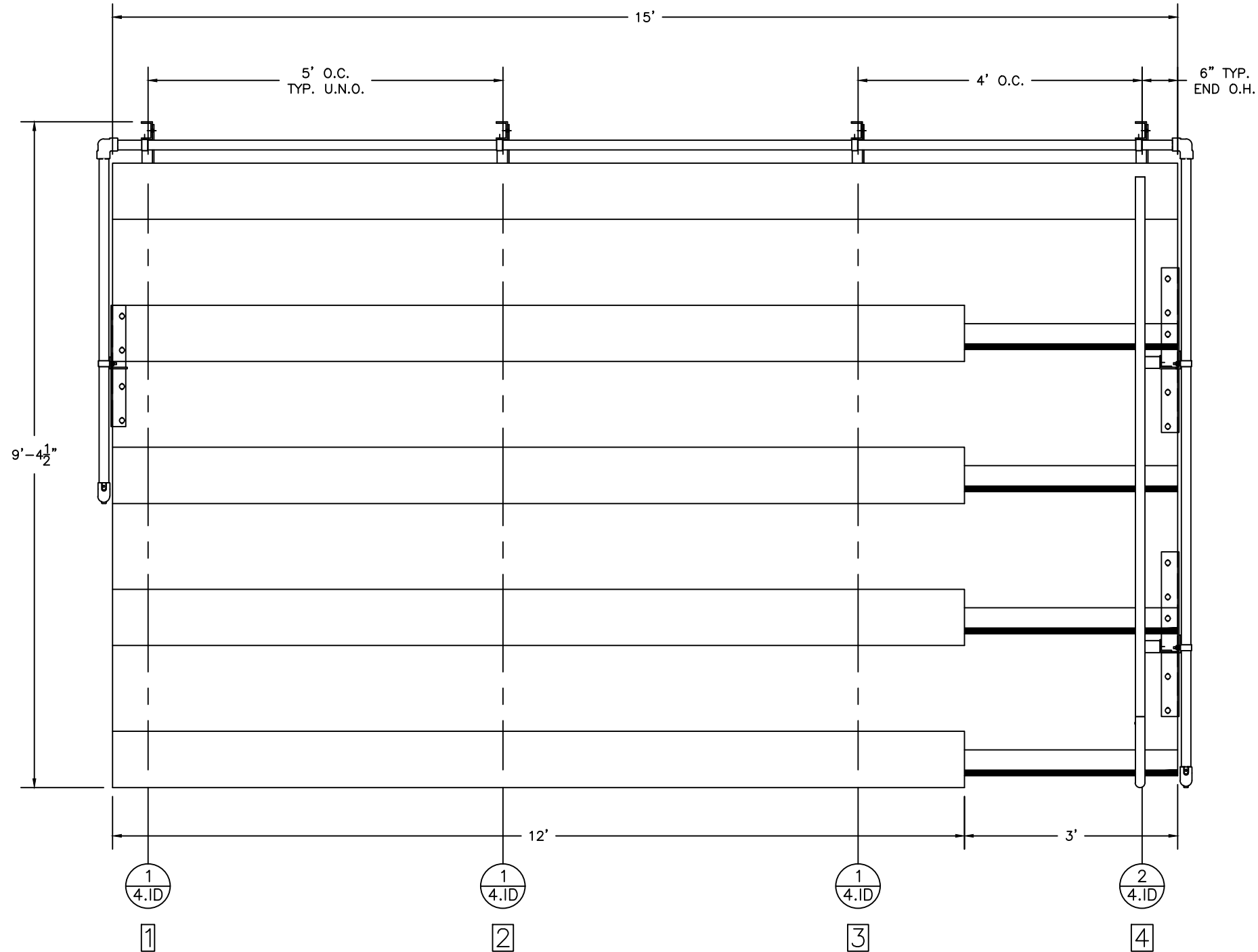
MODEL:	NA-0515DLX_CLR			
DESCRIPTION:	NON-ELEV. 5 ROW x 15'-0" GUARDRAIL ASSEMBLY			
DRAWN BY:	BXC	DATE:	5/16/24	REVISION: 2
SCALE:	N.T.S.	SHEET NUMBER:	12.GR	

<p>① TYP. BRACE CONN. – 1¼ BOLT</p> <p>BLEACHER FRAME TYP. X-BRACING ¾" x ¼" HEX HD. BOLT &amp; ⅜" FLANGE NUT N.T.S.</p>	<p>② TYP. 2x10 PLANK ATTACHMENT</p> <p>⅝" x 1½" CARRIAGE BOLT TYP. HOLD DOWN CLIP ⅝" FLANGE NUT N.T.S.</p>	<p>③ TYP. 1x6 PLANK ATTACHMENT</p> <p>⅝" x 1½" CARRIAGE BOLT ⅝" FLANGE NUT TYP. HOLD DOWN CLIP N.T.S.</p>	<p>④ TYP. 2x10 ENDCAP ATTACHMENT</p> <p>#8 x ½" STAINLESS SCREW 2x10 PLANK (UPSIDE DOWN) 2x10 ENDCAP N.T.S.</p>	<p>⑤ TYP. 1x6 ENDCAP ATTACHMENT</p> <p>#8 x ½" STAINLESS SCREW 1x6 PLANK (UPSIDE DOWN) 1x6 ENDCAP N.T.S.</p>	<p>⑥ DBL. 2x10 ENDCAP ATTACHMENT</p> <p>#8 x ½" STAINLESS SCREW 2x10 PLANK (UPSIDE DOWN) DBL. 2x10 ENDCAP N.T.S.</p>
<p>⑦ DBL. 1x6 ENDCAP ATTACHMENT</p> <p>#8 x ½" STAINLESS SCREW 1x6 PLANK (UPSIDE DOWN) DBL. 1x6 ENDCAP N.T.S.</p>	<p>⑧ REAR GUARDRAIL BRACKET ATTACH</p> <p>REAR OF BLEACHER FRAME ATTACH GUARDRAIL BRACKET TO REAR OF BLEACHER FRAME USING ⅜" x 1¼" HEX HEAD BOLT &amp; ⅜" FLANGE NUT (TYP. 4 PLS.) REAR GUARDRAIL BRACKET N.T.S.</p>	<p>⑨ REAR GUARDRAIL POST ATTACH</p> <p>GUARDRAIL VERTICAL POST REAR GUARDRAIL BRACKET ATTACH GUARDRAIL VERTICAL POST TO BRACKET USING ⅜" x 1¼" HEX HEAD BOLT &amp; ⅜" FLANGE NUT (TYP. 2 PLS.) NOTE: VERTICAL MUST BE SQUARE TO ATTACHMENT ARM OF BRACKET N.T.S.</p>	<p>⑩ SIDE GD. RAIL POST INSTALLATION</p> <p>ALIGN UPPER ARM OF POST w/ REAR EDGE OF SEAT PLANK, THEN FIELD LOCATE &amp; DRILL ⅞" Ø HOLE IN PLANK TYP. 4 PLACES SEAT PLANK ATTACH POST THROUGH END OF BLEACHER PLANK USING ⅜" x 1½" CARRIAGE BOLTS &amp; ⅜" FLANGE NUTS TYP. SIDE GUARDRAIL POST FOOT PLANK N.T.S.</p>	<p>⑪ VERT. PIPE DETAIL (SIDE, BOTTOM)</p> <p>2-WAY ADJUSTABLE ELBOW 54" TENSION BAR 4'-4" LONG RAIL TUBE TYP. TENSION BAND WITH HARDWARE 2-WAY ADJUSTABLE ELBOW N.T.S.</p>	<p>⑫ VERT. PIPE DETAIL (SIDE, TOP)</p> <p>3-WAY ADJUSTABLE ELBOW CONNECT TO UPPER REAR RAIL TUBE 54" TENSION BAR 4'-4" LONG RAIL TUBE TYP. TENSION BAND WITH HARDWARE PIPE TEE – CONNECT TO LOWER REAR RAIL TUBE 2-WAY ADJUSTABLE ELBOW N.T.S.</p>
<p>⑬ TENSION BAND ATTACHMENT</p> <p>TURN TENSION BAND UP ON TOP RAIL ONLY GUARDRAIL PIPE TENSION BAND ¾" GALV. CARR. BOLT, ⅜" LOCK WASHER &amp; ⅜" HEX NUT RAIL POST N.T.S.</p>	<p>⑭ FOOT TO FOOT GD. RAIL POST</p> <p>ALIGN BACK OF POST w/ FRONT EDGE OF RISER, ATTACH POST THROUGH END OF BLEACHER PLANK USING ⅜" x 1½" CARRIAGE BOLTS &amp; ⅜" FLANGE NUTS TYP. 5 PLS. PER POST FOOT TO FOOT SIDE GUARDRAIL POST 2x5 AISLE PLANK DOUBLE FOOT PLANK 2x5 AISLE PLANK N.T.S.</p>	<p>⑮ PIPE COUPLER INSTALLATION</p> <p>⅜" POP RIVET GD. RAIL PIPE PIPE COUPLER GD. RAIL PIPE N.T.S.</p>			

<p>National Recreation Systems A PLAYCORE Company PH: 888-568-9064 FAX: 260-482-7449 WWW.BLEACHERS.NET</p>		<p>This drawing and all information contained herein is the property of NATIONAL RECREATION SYSTEMS, INC. and is not to be reproduced without the express written permission of this manufacturer. We assume no responsibility for unauthorized use of this drawing. NATIONAL RECREATION SYSTEMS, INC. is not responsible for local permits and occupancy requirements.</p>		<p>MODEL: NA-0515DLX_CLR</p>	
		<p>DESCRIPTION: TYPICAL BLEACHER ASSEMBLY DETAILS</p>			
<p>DRAWN BY: BXC</p>		<p>DATE: 5/16/24</p>		<p>REVISION: 2</p>	
		<p>SCALE: N.T.S.</p>		<p>SHEET NUMBER: 13.DS</p>	



										<div>MATERIAL FINISHES</div> <table><tr><td>SEAT PLANK</td><td>ANODIZED</td></tr><tr><td>RISER PLANK</td><td>MILL FINISH</td></tr><tr><td>FOOT PLANK</td><td>MILL FINISH</td></tr><tr><td>CHAIN LINK</td><td>GALVANIZED</td></tr></table>		SEAT PLANK	ANODIZED	RISER PLANK	MILL FINISH	FOOT PLANK	MILL FINISH	CHAIN LINK	GALVANIZED																		
SEAT PLANK	ANODIZED																																				
RISER PLANK	MILL FINISH																																				
FOOT PLANK	MILL FINISH																																				
CHAIN LINK	GALVANIZED																																				
<div>NA-0515DLX_CLL</div> <div>NON-ELEV. ALUM. 5 ROW x 15'-0" BLEACHER</div>																																					
										<div>DRAWING REFERENCE NUMBER: NA-0515DLX_CLL</div> <div>DRAWING SHEET INDEX</div> <table><tr><td>1.CS</td><td>COVER SHEET</td></tr><tr><td>2.TD</td><td>SEATING PLAN</td></tr><tr><td>3.FP</td><td>FOUNDATION PLAN</td></tr><tr><td>4.ID</td><td>FRAME IDENTIFICATION</td></tr><tr><td>5.BA</td><td>BLEACHER ASSEMBLY PREP</td></tr><tr><td>6.BA</td><td>BLEACHER ASSEMBLY – BRACING</td></tr><tr><td>7.BA</td><td>BLEACHER ASSEMBLY SECTION VIEW</td></tr><tr><td>8.AP</td><td>ANCHORING PLAN</td></tr><tr><td>9.PF</td><td>PLANK &amp; FRAMING PLAN</td></tr><tr><td>10.VA</td><td>END AISLE ASSEMBLY</td></tr><tr><td>11.GR</td><td>GUARDRAIL ASSEMBLY</td></tr><tr><td>12.GR</td><td>GUARDRAIL ASSEMBLY</td></tr><tr><td>13.DS</td><td>TYPICAL BLEACHER ASSEMBLY DETAILS</td></tr></table>		1.CS	COVER SHEET	2.TD	SEATING PLAN	3.FP	FOUNDATION PLAN	4.ID	FRAME IDENTIFICATION	5.BA	BLEACHER ASSEMBLY PREP	6.BA	BLEACHER ASSEMBLY – BRACING	7.BA	BLEACHER ASSEMBLY SECTION VIEW	8.AP	ANCHORING PLAN	9.PF	PLANK & FRAMING PLAN	10.VA	END AISLE ASSEMBLY	11.GR	GUARDRAIL ASSEMBLY	12.GR	GUARDRAIL ASSEMBLY	13.DS	TYPICAL BLEACHER ASSEMBLY DETAILS
1.CS	COVER SHEET																																				
2.TD	SEATING PLAN																																				
3.FP	FOUNDATION PLAN																																				
4.ID	FRAME IDENTIFICATION																																				
5.BA	BLEACHER ASSEMBLY PREP																																				
6.BA	BLEACHER ASSEMBLY – BRACING																																				
7.BA	BLEACHER ASSEMBLY SECTION VIEW																																				
8.AP	ANCHORING PLAN																																				
9.PF	PLANK & FRAMING PLAN																																				
10.VA	END AISLE ASSEMBLY																																				
11.GR	GUARDRAIL ASSEMBLY																																				
12.GR	GUARDRAIL ASSEMBLY																																				
13.DS	TYPICAL BLEACHER ASSEMBLY DETAILS																																				
<div>RECOMMENDED TOOLS</div> <table><tr><td>SOCKET WRENCH</td><td>POP RIVET GUN</td><td>CORDLESS DRILL</td></tr><tr><td>½" DEEP WELL SOCKET</td><td>LEVEL</td><td>⅝" DRILL BIT</td></tr><tr><td>⅝" DEEP WELL SOCKET</td><td>RUBBER MALLET</td><td>⅞" DRILL BIT</td></tr><tr><td>TAPE MEASURE</td><td>GLOVES</td><td>SAFETY GLASSES</td></tr></table>			SOCKET WRENCH	POP RIVET GUN	CORDLESS DRILL	½" DEEP WELL SOCKET	LEVEL	⅝" DRILL BIT	⅝" DEEP WELL SOCKET	RUBBER MALLET	⅞" DRILL BIT	TAPE MEASURE	GLOVES	SAFETY GLASSES	<div><div><div><div></div><div>NRS</div><div>National Recreation Systems</div><div>A PLAYCORE Company</div></div><div>PH: 888-568-9064 FAX: 260-482-7449 WWW.BLEACHERS.NET</div></div><div><div>This drawing and all information contained herein is the property of NATIONAL RECREATION SYSTEMS, INC. and is not to be reproduced without the express written permission of this manufacturer. We assume no responsibility for unauthorized use of this drawing. NATIONAL RECREATION SYSTEMS, INC. is not responsible for local permits and occupancy requirements.</div></div></div>		<div>MODEL: NA-0515DLX_CLL</div> <div>DESCRIPTION: NON-ELEV. 5 ROW x 15'-0" ASSEMBLY COVER SHEET</div> <table><tr><td>DRAWN BY: BXC</td><td>DATE: 5/16/24</td><td>REVISION: 2</td><td>SCALE: N.T.S.</td><td>SHEET NUMBER: 1.CS</td></tr></table>					DRAWN BY: BXC	DATE: 5/16/24	REVISION: 2	SCALE: N.T.S.	SHEET NUMBER: 1.CS											
SOCKET WRENCH	POP RIVET GUN	CORDLESS DRILL																																			
½" DEEP WELL SOCKET	LEVEL	⅝" DRILL BIT																																			
⅝" DEEP WELL SOCKET	RUBBER MALLET	⅞" DRILL BIT																																			
TAPE MEASURE	GLOVES	SAFETY GLASSES																																			
DRAWN BY: BXC	DATE: 5/16/24	REVISION: 2	SCALE: N.T.S.	SHEET NUMBER: 1.CS																																	



SECTION LENGTH	GROSS SEATS	ACTUAL SEATS	NO. OF ROWS	NET SEATS
15	10.00	10.00	1	10
12	8.00	8.00	4	32
NET SEATS				42
WHEELCHAIR SPACES				0
TOTAL NET SEATING CAPACITY				42
(BASED ON 18" PER SEAT)				

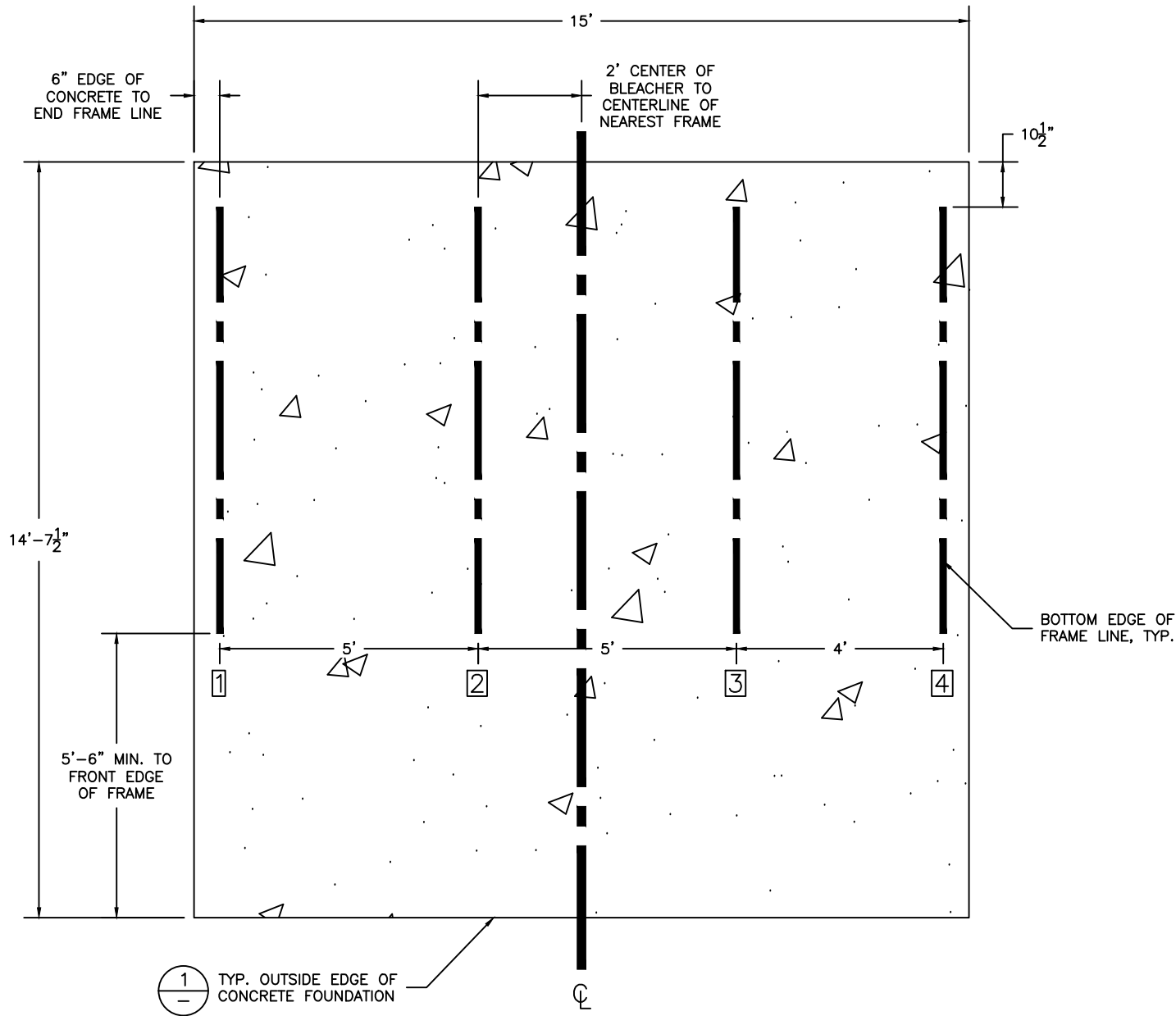
\*\*ECONOMICAL MILL FINISH FOOT PLANK AND RISERS HAVE BEEN SPECIFIED ON THIS BLEACHER DESIGN. NRS WILL NOT BE RESPONSIBLE FOR DISCOLORATION OR STAINING (DARK BLACK, BROWN, OR WHITE RESIDUE) RESULTING FROM UNAVOIDABLE CONDENSATION THAT OCCURS DURING PACKING, TRANSPORTING AND STORAGE, PRECEDING AND/OR DURING INSTALLATION. REMOVAL OF THESE STAINS OR REPLACEMENT OF BOARDS UPON COMPLETION OF INSTALLATION IS NOT PART OF THIS CONTRACT BECAUSE STAINED MILL FINISH BOARDS MEET ALL SPECIFIED REQUIREMENTS. A CLEAR ANODIZED FINISH MAY BE QUOTED AT AN ADDITIONAL COST TO AVOID POTENTIAL DISCOLORATION OR STAINING.



PH: 888-568-9064 FAX: 260-482-7449 WWW.BLEACHERS.NET

This drawing and all information contained herein is the property of NATIONAL RECREATION SYSTEMS, INC. and is not to be reproduced without the express written permission of this manufacturer. We assume no responsibility for unauthorized use of this drawing. NATIONAL RECREATION SYSTEMS, INC. is not responsible for local permits and occupancy requirements.

MODEL: NA-0515DLX_CLL				
DESCRIPTION: NON-ELEV. 5 ROW x 15'-0" SEATING PLAN				
DRAWN BY: BXC	DATE: 5/16/24	REVISION: 2	SCALE: N.T.S.	SHEET NUMBER: 2.TD



## CONCRETE FOUNDATION SPECIFICATIONS

### SCOPE:

Foundation construction is not part of NATIONAL RECREATION SYSTEMS, INC's., scope of work unless noted otherwise in the contract documents. The OWNER shall review the foundation design with local code authorities and coordinate with NRS, Inc.

### FOUNDATION DESIGN & ANCHORS:

- The foundation designs are based on the following:
  - Minimum presumed soil bearing of 2000 psf.
  - Bleacher frame dead and live load of 700 lbs./ft.
  - Bleacher frame wind uplift of 250 lbs./ft.
- Unless otherwise specified on the drawings the bleacher frames shall be attached to concrete with a 1/2" dia. x 3 3/4" wedge type expansion anchor. The anchors shall be embedded a minimum of 2 1/2" into the concrete. All anchors are to be HILTI Kwik Bolt TZ2 or approved equivalent.

### CONCRETE SPECIFICATIONS:

- All concrete construction shall be in accordance with *ACI 318.14*.
- All concrete shall be air-entrained using an air entraining admixtruing meeting *ASTM C620*. Total air content: 5%-7% per *ASTM C173*.
- All concrete shall have a minimum 28-day strength of  $F_c=3000$ psi. Concrete shall have air-entrainment
- A 1/4" bituminous expansion joint material shall be placed between strip and slab foundations when adjacent to each other.
- The depressions in the top of the foundations between high spots shall not exceed 3/16" below 10-foot long straightedge. The 10-foot straightedge method used to measure foundation flatness shall be in accordance with *ACI 302.1R-04 "Guide for Concrete Floor and Slab Construction"*.

### CONCRETE SLAB RECOMMENDED SPECIFICATIONS:

- Concrete slab shall have a minimum thickness of 5" (some areas may require 6") and placed on 4" of compacted gravel or compacted sub base.
- NRS, INC., recommends that the concrete slab be reinforced with 6x6-W2.1xW2.1 welded wire fabric at 1 1/2" concrete cover from the top. In lieu of welded wire fabric, steel fiber substitution requires OWNER approval and his understanding of potential maintenance issues.
- Contractor may substitute blended fiber reinforcing, provided the blend consists of multifilament polypropylene fibers and cold drawn steel wire fibers. Novamesh 950 or approved equivalent, applied at a dosage rate of 5lb/CY unless specified otherwise or a different recommendation is made by the manufacturer.
- Crack control joints shall be sawed into slab to form approximate square patterns. The maximum spacing for control joints shall not exceed 13'-6", UNLESS INDICATED OTHERWISE. The bleacher frames shall not be set on control joints. The designer shall contact NRS to coordinate joint spacing requirements with the specific bleacher design.
- The slab may be sloped a maximum of 1/8 inch per foot for drainage. The maximum overall out of level slope for the slab perpendicular to the seats (front to rear) shall not exceed 2" and parallel to the seats (end to end) shall not exceed 4".



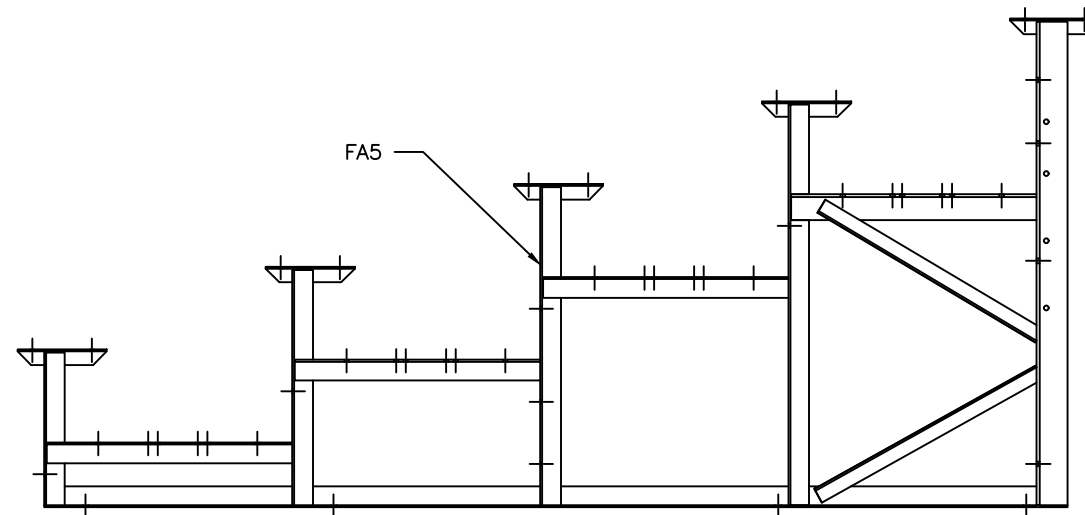
PH: 888-568-9064 FAX: 260-482-7449 WWW.BLEACHERS.NET

This drawing and all information contained herein is the property of NATIONAL RECREATION SYSTEMS, INC. and is not to be reproduced without the express written permission of this manufacturer. We assume no responsibility for unauthorized use of this drawing. NATIONAL RECREATION SYSTEMS, INC. is not responsible for local permits and occupancy requirements.

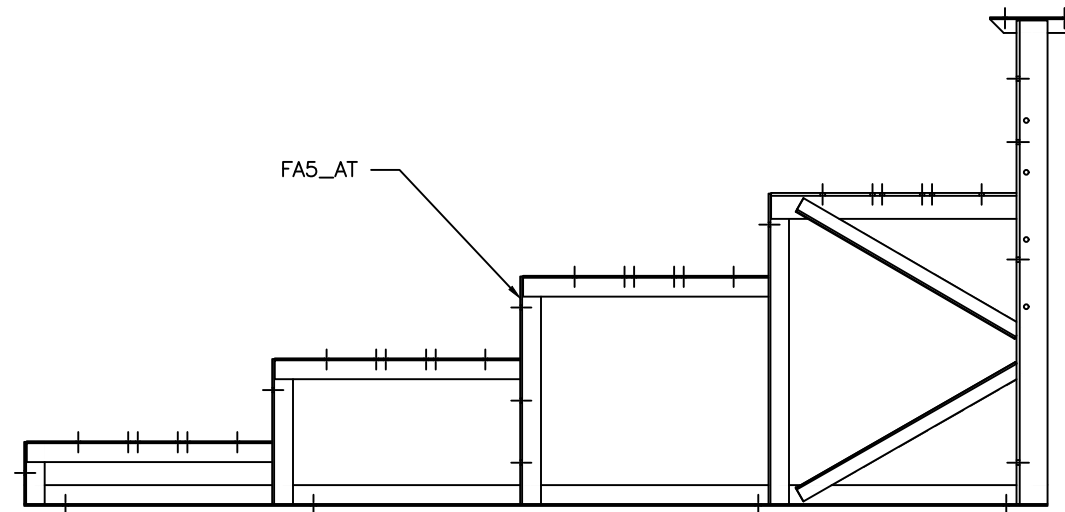
① CONCRETE SLAB SECTION		② CONTROL JOINT DETAIL	
N.T.S.		N.T.S.	
d herein SYSTEMS, t the acturer. ized use SYSTEMS, and			
MODEL:		NA-0515DLX_CLL	
DESCRIPTION:		NON-ELEV. 5 ROW x 15'-0" FOUNDATION PLAN	
DRAWN BY: BXC		DATE: 5/16/24	
REVISION: 2		SCALE: N.T.S.	
SHEET NUMBER: 3.FP			



1  
4.ID FRAME LINES 1, 2, 3



2  
4.ID FRAME LINE 4



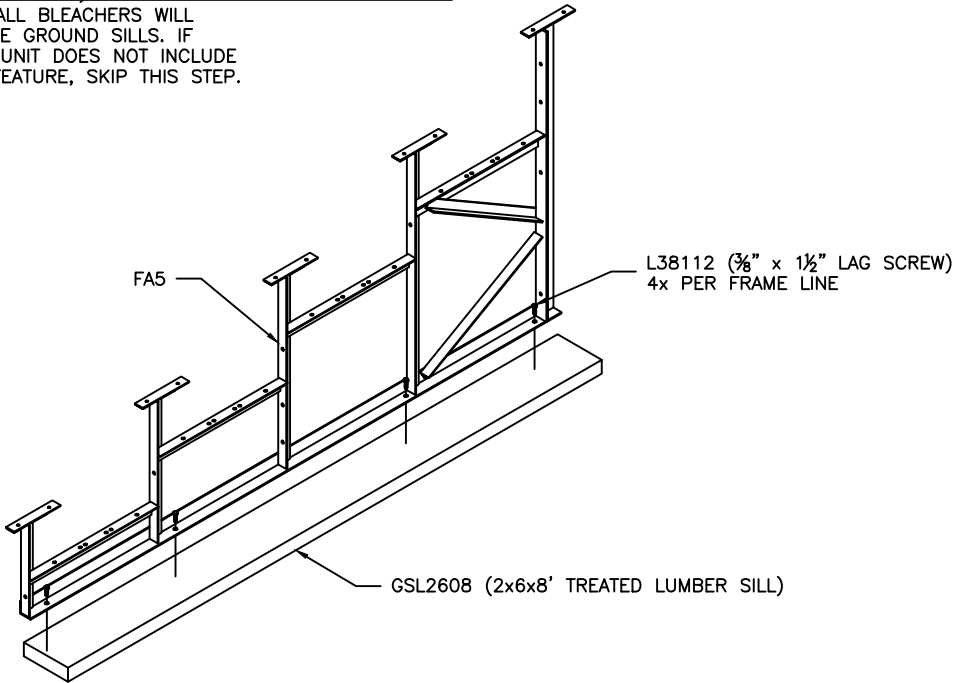
PH: 888-568-9064 FAX: 260-482-7449 WWW.BLEACHERS.NET

This drawing and all information contained herein is the property of NATIONAL RECREATION SYSTEMS, INC. and is not to be reproduced without the express written permission of this manufacturer. We assume no responsibility for unauthorized use of this drawing. NATIONAL RECREATION SYSTEMS, INC. is not responsible for local permits and occupancy requirements.

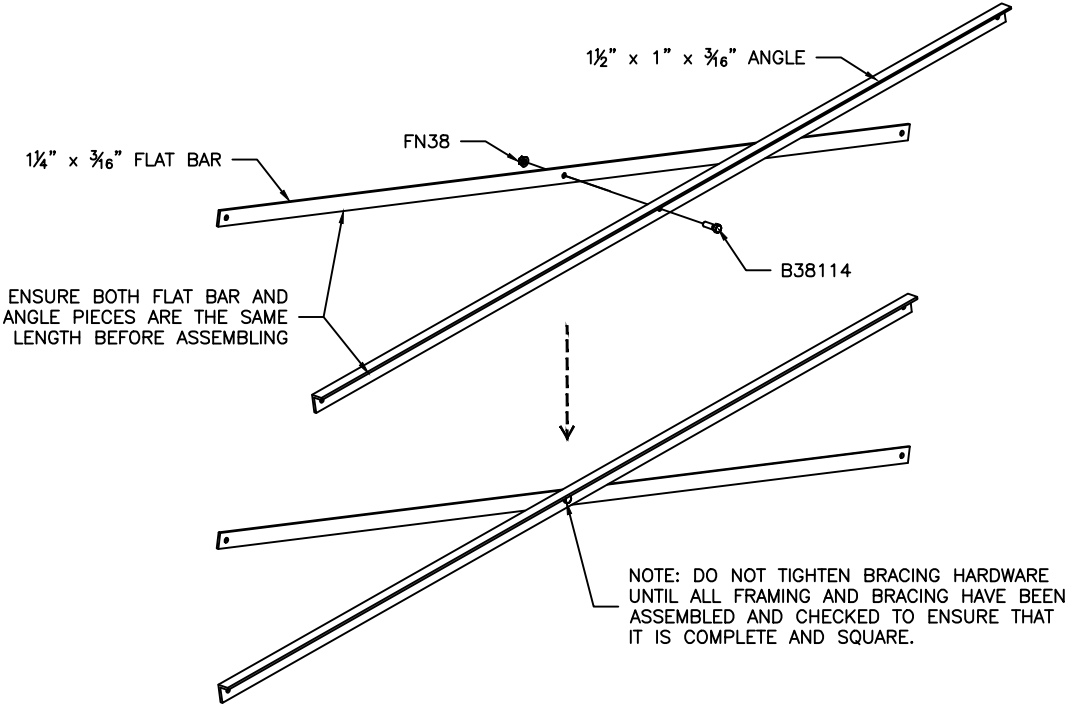
MODEL: NA-0515DLX_CLL				
DESCRIPTION: NON-ELEV. 5 ROW x 15'-0" FRAME IDENTIFICATION				
DRAWN BY: BXC	DATE: 5/16/24	REVISION: 2	SCALE: N.T.S.	SHEET NUMBER: 4.ID

(OPTIONAL) ATTACH GROUND SILLS \*

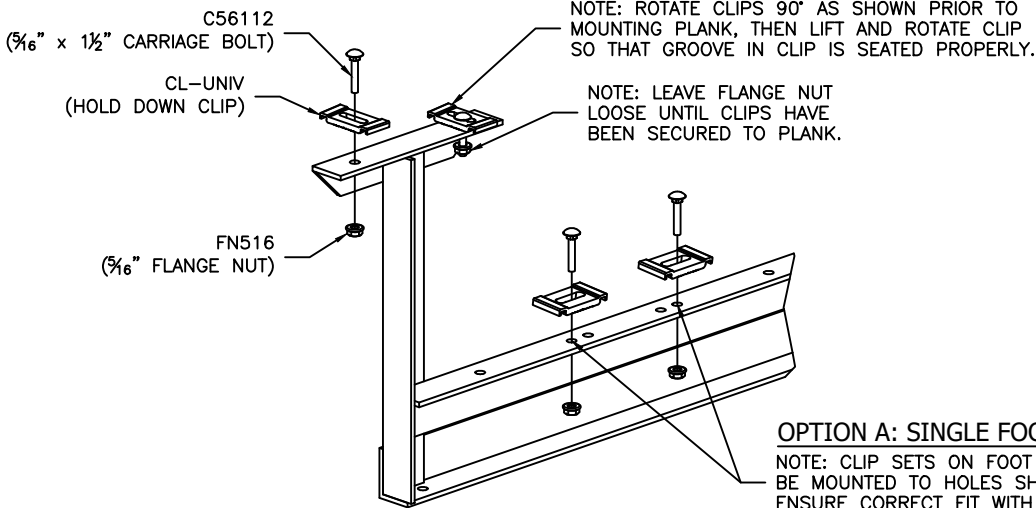
\*NOT ALL BLEACHERS WILL RECEIVE GROUND SILLS. IF YOUR UNIT DOES NOT INCLUDE THIS FEATURE, SKIP THIS STEP.



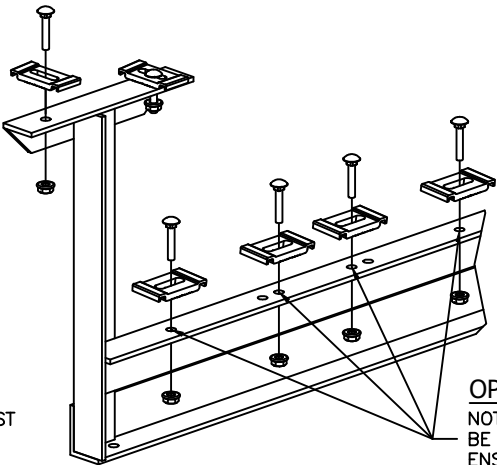
PRE-ASSEMBLE X-BRACE PAIR(S)



ONCE FRAMING IS COMPLETE,  
PRE-ASSEMBLE CLIP SETS ON BLEACHER FRAMES



OPTION A: SINGLE FOOT BOARDS  
NOTE: CLIP SETS ON FOOT SUPPORTS MUST BE MOUNTED TO HOLES SHOWN HERE TO ENSURE CORRECT FIT WITH FOOT PLANK.



OPTION B: DOUBLE FOOT BOARDS  
NOTE: CLIP SETS ON FOOT SUPPORTS MUST BE MOUNTED TO HOLES SHOWN HERE TO ENSURE CORRECT FIT WITH FOOT PLANK.



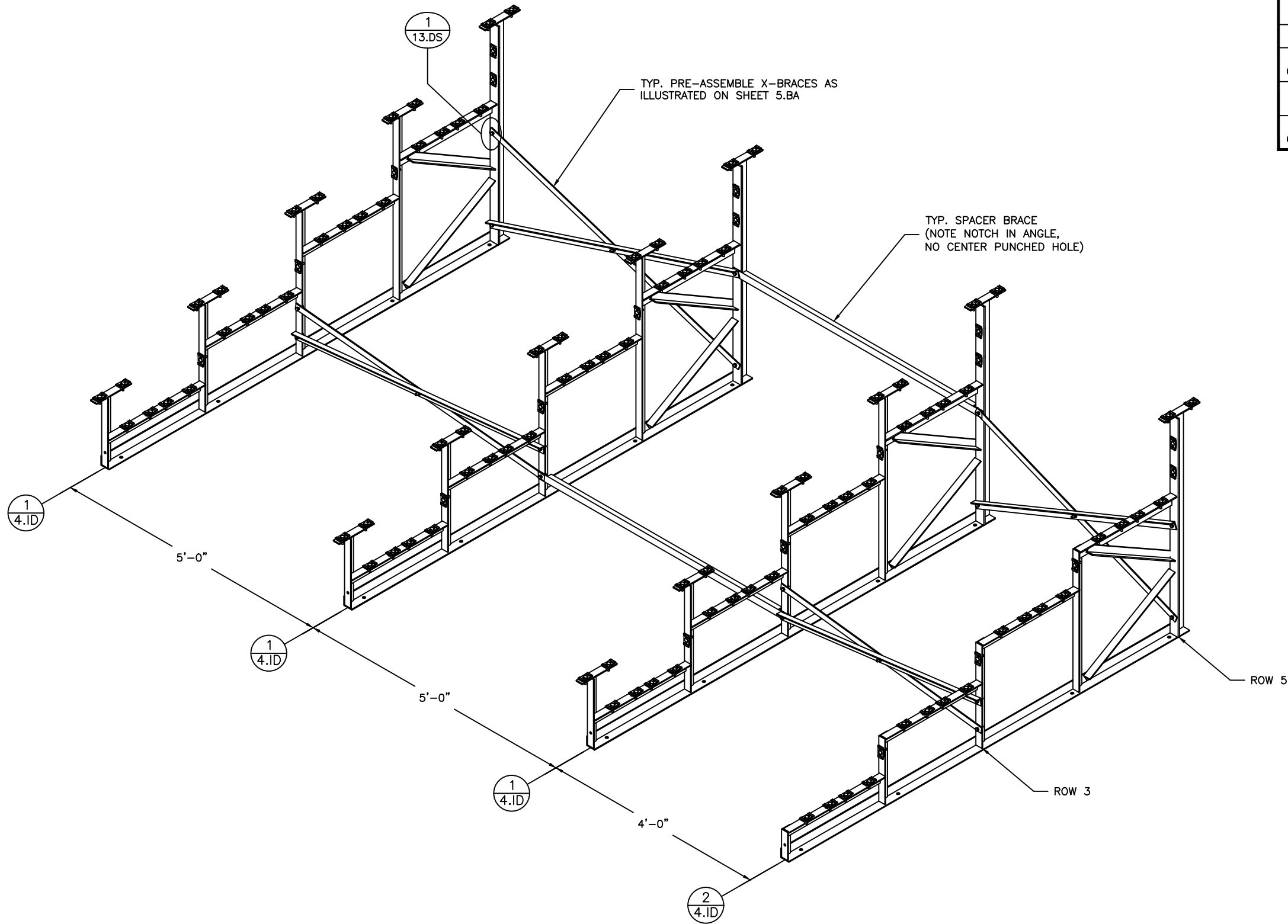
PH: 888-568-9064 FAX: 260-482-7449 WWW.BLEACHERS.NET

This drawing and all information contained herein is the property of NATIONAL RECREATION SYSTEMS, INC. and is not to be reproduced without the express written permission of this manufacturer. We assume no responsibility for unauthorized use of this drawing. NATIONAL RECREATION SYSTEMS, INC. is not responsible for local permits and occupancy requirements.

MODEL: NA-0515DLX_CLL		DESCRIPTION: NON-ELEV. 5 ROW x 15'-0" ASSEMBLY PREP			
DRAWN BY: BXC	DATE: 5/16/24	REVISION: 2	SCALE: N.T.S.	SHEET NUMBER: 5,BA	

BRACING CHART

	ROW 3	ROW 5
5'-0" CLOSED BAY*	5'-1 $\frac{3}{4}$ " X-BRACE	5'-4 $\frac{5}{8}$ " X-BRACE
5'-0" OPEN BAY*	5'-1 $\frac{1}{2}$ " SPACER BRACE	5'-1 $\frac{1}{2}$ " SPACER BRACE
4'-0" CLOSED BAY*	4'-1 $\frac{7}{8}$ " X-BRACE	4'-5 $\frac{3}{8}$ " X-BRACE



\* NOTE:  
"CLOSED BAY" RECEIVES ONLY X-BRACING.  
"OPEN BAY" RECEIVES ONLY SPACER (STRAIGHT) BRACING.

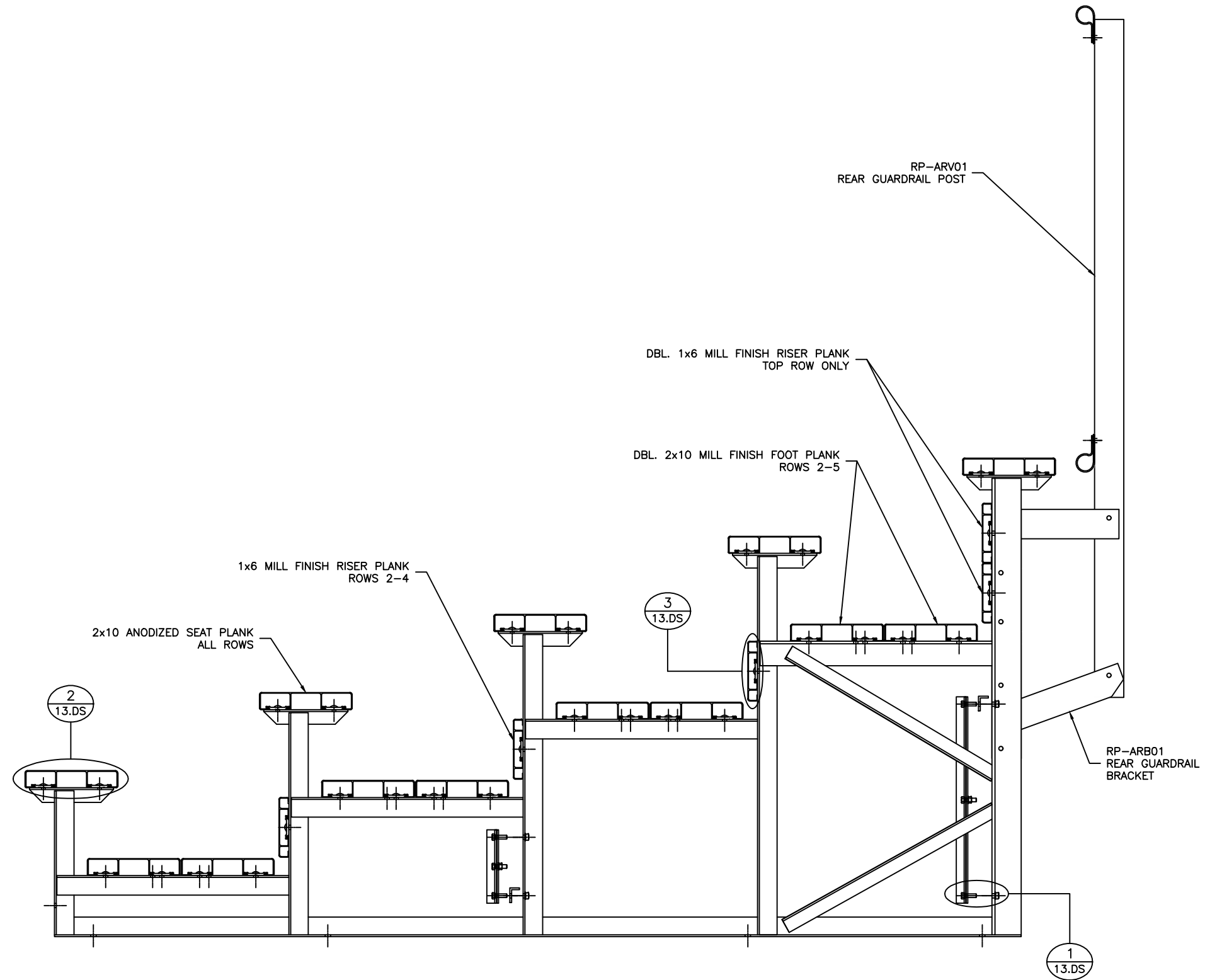


PH: 888-568-9064 FAX: 260-482-7449 WWW.BLEACHERS.NET

This drawing and all information contained herein is the property of NATIONAL RECREATION SYSTEMS, INC. and is not to be reproduced without the express written permission of this manufacturer. We assume no responsibility for unauthorized use of this drawing. NATIONAL RECREATION SYSTEMS, INC. is not responsible for local permits and occupancy requirements.

MODEL:	NA-0515DLX_CLL			
DESCRIPTION:	NON-ELEV. 5 ROW x 15'-0" ASSEMBLY - BRACING			
DRAWN BY:	BXC	DATE:	5/16/24	REVISION: 2
SCALE:	N.T.S.	SHEET NUMBER:	6.BA	



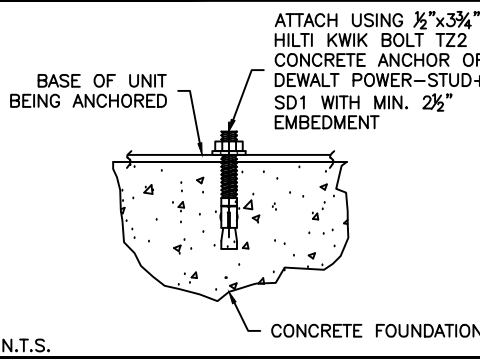


PH: 888-568-9064 FAX: 260-482-7449 WWW.BLEACHERS.NET

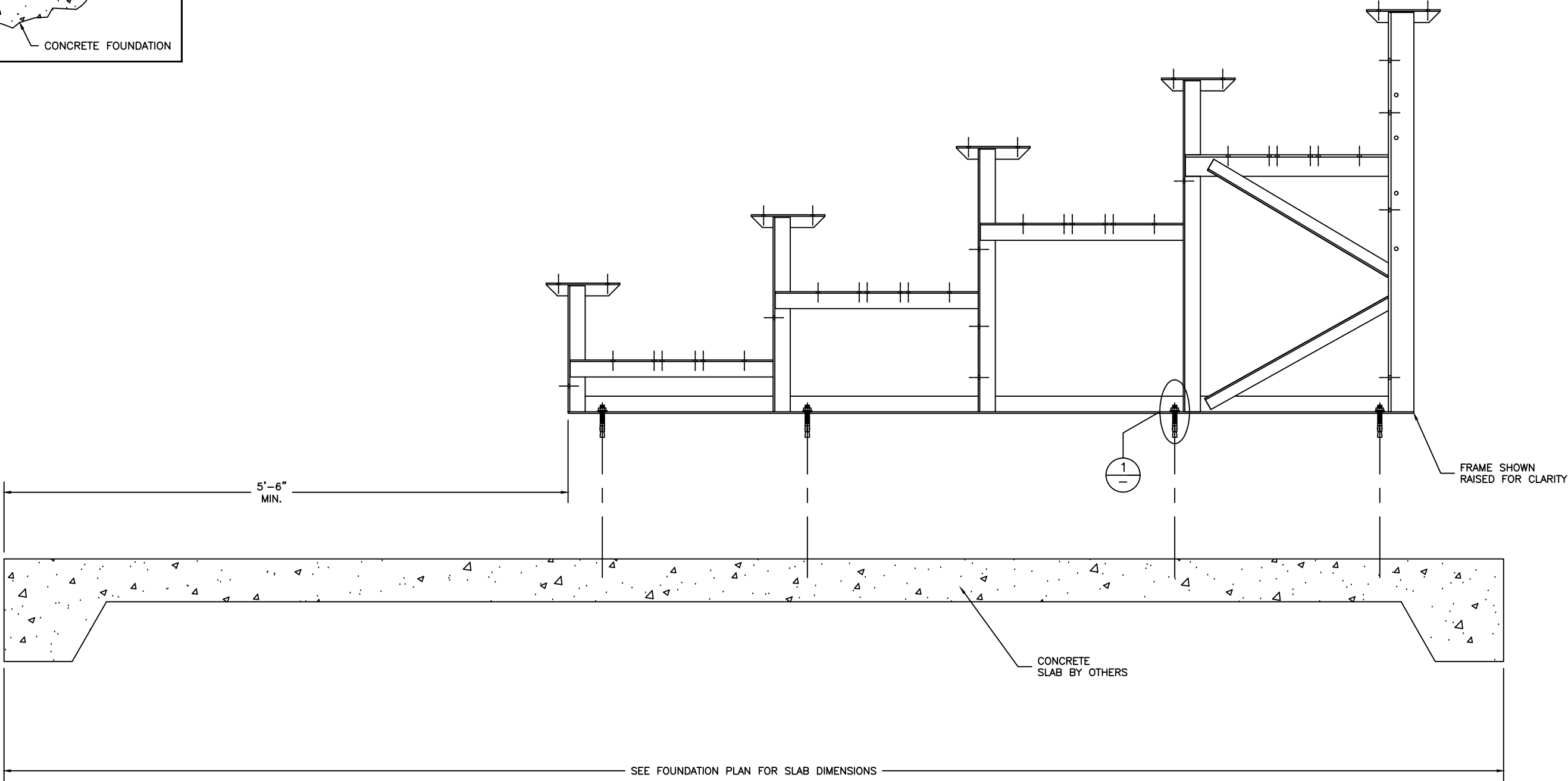
This drawing and all information contained herein is the property of NATIONAL RECREATION SYSTEMS, INC. and is not to be reproduced without the express written permission of this manufacturer. We assume no responsibility for unauthorized use of this drawing. NATIONAL RECREATION SYSTEMS, INC. is not responsible for local permits and occupancy requirements.

MODEL: NA-0515DLX_CLL				
DESCRIPTION: NON-ELEV. 5 ROW x 15'-0" ASSEMBLY SECTION VIEW				
DRAWN BY: BXC	DATE: 5/16/24	REVISION: 2	SCALE: N.T.S.	SHEET NUMBER: 7.BA

① WEDGE ANCHOR DETAIL — 3 3/4



(OPTIONAL) ANCHOR BLEACHER TO CONCRETE FOUNDATION \*



\* CONCRETE WEDGE ANCHORS NOT INCLUDED WITH ALL UNITS. IF USING OTHER ANCHORING SYSTEM, SKIP THIS STEP AND REFER TO INSTRUCTIONS SPECIFIC TO THE ANCHORING SYSTEM PURCHASED FOR YOUR UNIT.

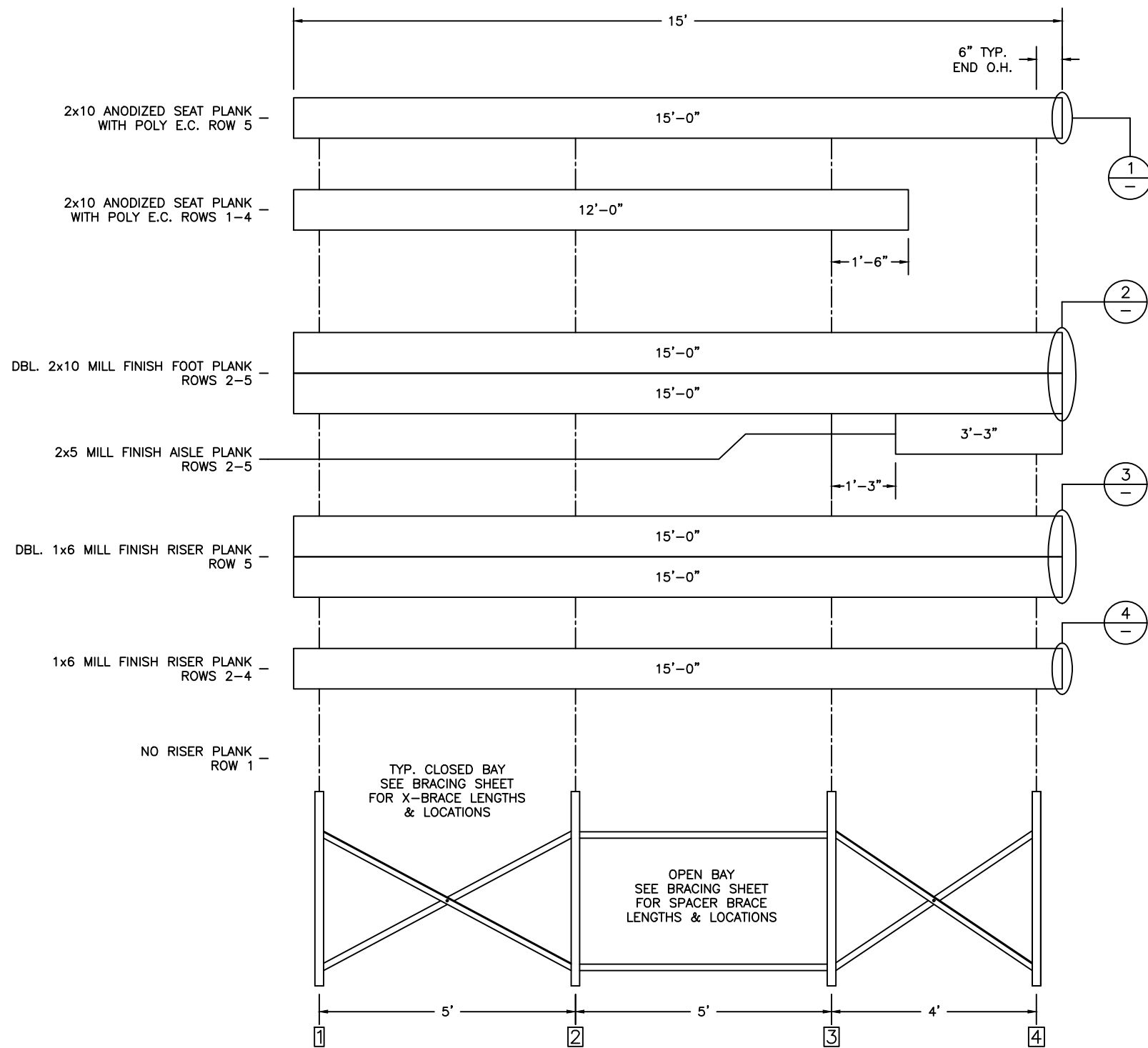


PH: 888-568-9064 FAX: 260-482-7449 WWW.BLEACHERS.NET

This drawing and all information contained herein is the property of NATIONAL RECREATION SYSTEMS, INC. and is not to be reproduced without the express written permission of this manufacturer. We assume no responsibility for unauthorized use of this drawing. NATIONAL RECREATION SYSTEMS, INC. is not responsible for local permits and occupancy requirements.

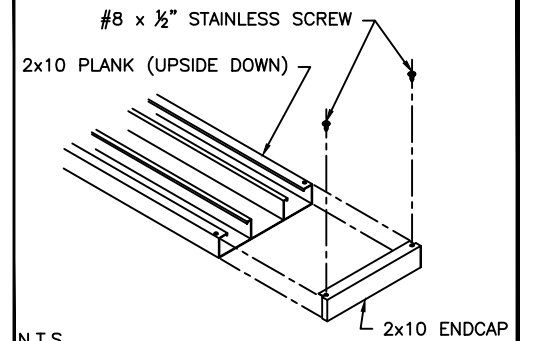
MODEL: NA-0515DLX_CLL				
DESCRIPTION: NON-ELEV. 5 ROW BLEACHER ANCHORING PLAN				
DRAWN BY: BXC	DATE: 5/16/24	REVISION: 2	SCALE: N.T.S.	SHEET NUMBER: 8,AP

# PLANK PLAN

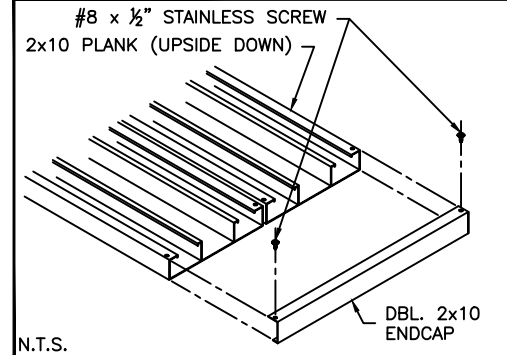


# FRAMING PLAN

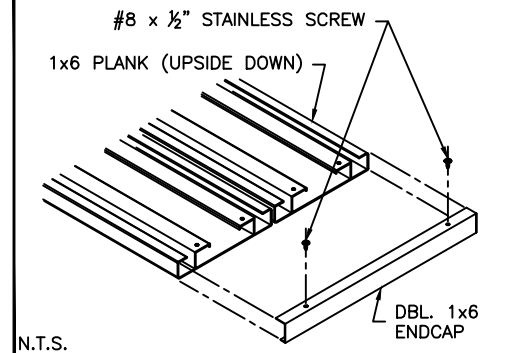
## ① TYP. 2x10 ENDCAP ATTACHMENT



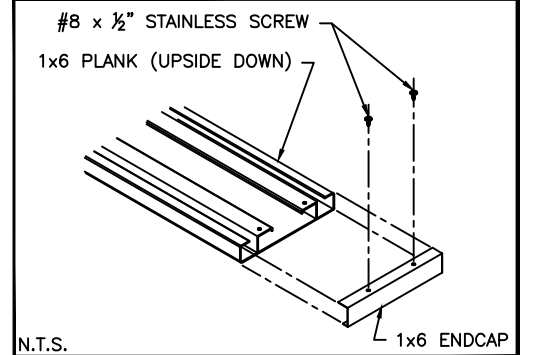
## ② DBL. 2x10 ENDCAP ATTACHMENT



## ③ DBL. 1x6 ENDCAP ATTACHMENT



## ④ TYP. 1x6 ENDCAP ATTACHMENT



\* NOTE:  
 "CLOSED BAY" RECEIVES ONLY X-BRACING.  
 "OPEN BAY" RECEIVES ONLY SPACER (STRAIGHT) BRACING.

\*\*ECONOMICAL MILL FINISH FOOT PLANK AND RISERS HAVE BEEN SPECIFIED ON THIS BLEACHER DESIGN. NRS WILL NOT BE RESPONSIBLE FOR DISCOLORATION OR STAINING (DARK BLACK, BROWN, OR WHITE RESIDUE) RESULTING FROM UNAVOIDABLE CONDENSATION THAT OCCURS DURING PACKING, TRANSPORTING AND STORAGE, PRECEDING AND/OR DURING INSTALLATION. REMOVAL OF THESE STAINS OR REPLACEMENT OF BOARDS UPON COMPLETION OF INSTALLATION IS NOT PART OF THIS CONTRACT BECAUSE STAINED MILL FINISH BOARDS MEET ALL SPECIFIED REQUIREMENTS. A CLEAR ANODIZED FINISH MAY BE QUOTED AT AN ADDITIONAL COST TO AVOID POTENTIAL DISCOLORATION OR STAINING.



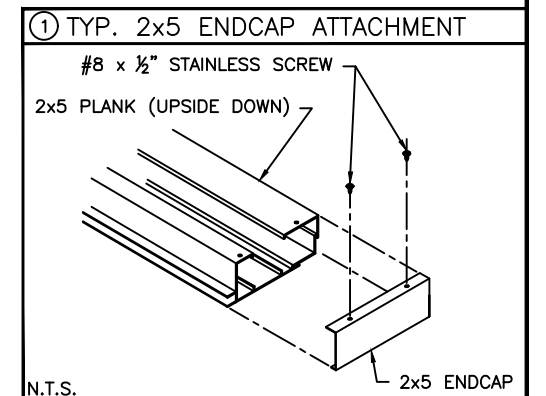
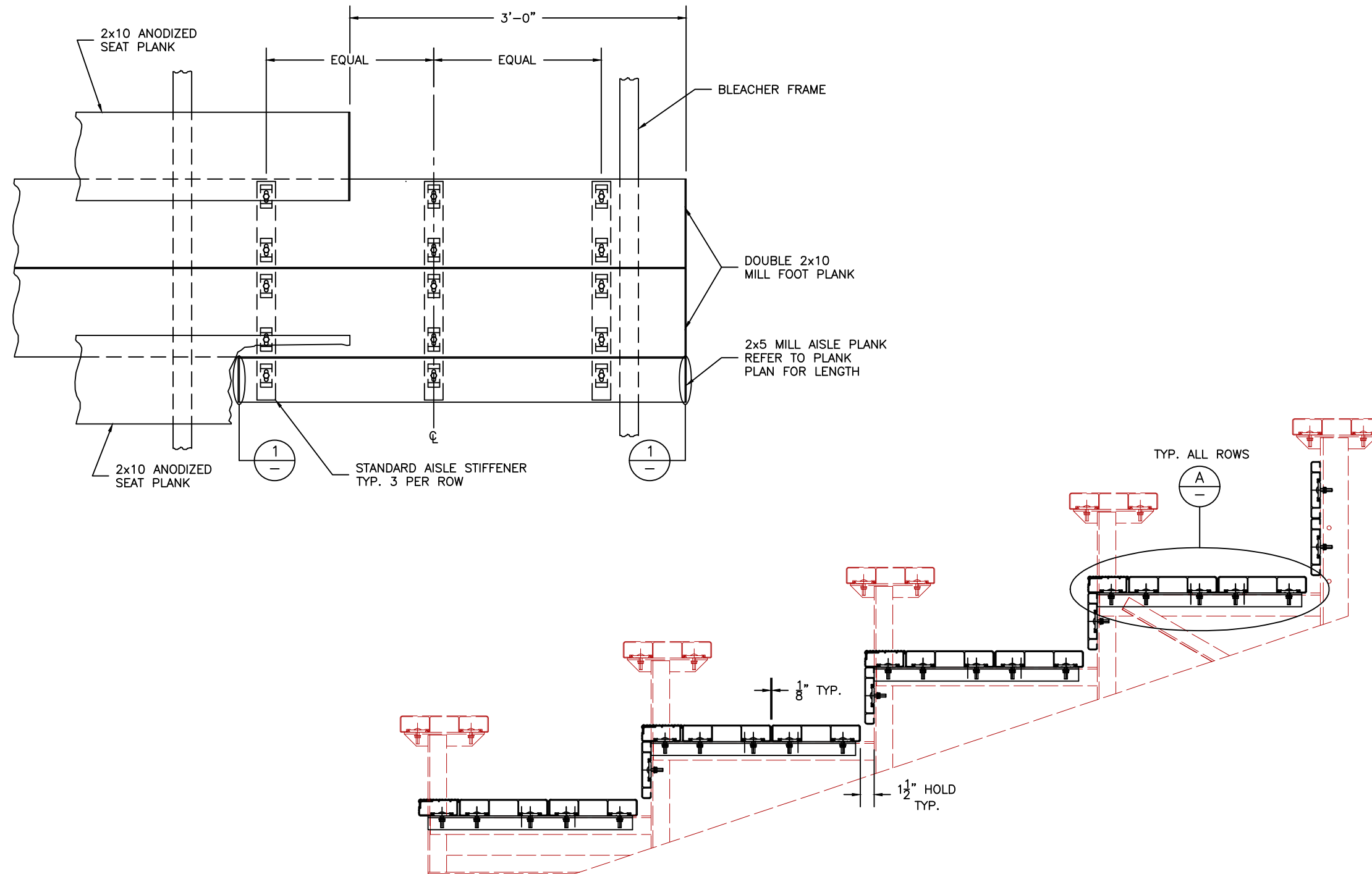
PH: 888-568-9064 FAX: 260-482-7449 WWW.BLEACHERS.NET

This drawing and all information contained herein is the property of NATIONAL RECREATION SYSTEMS, INC. and is not to be reproduced without the express written permission of this manufacturer. We assume no responsibility for unauthorized use of this drawing. NATIONAL RECREATION SYSTEMS, INC. is not responsible for local permits and occupancy requirements.

MODEL:	NA-0515DLX_CLL			
DESCRIPTION:	NON-ELEV. 5 ROW x 15'-0" PLANK & FRAMING PLAN			
DRAWN BY:	BXC	DATE:	5/16/24	REVISION: 2
SCALE:	N.T.S.	SHEET NUMBER:	9,PF	



# DETAIL A AISLE PLAN TYP. ALL ROWS

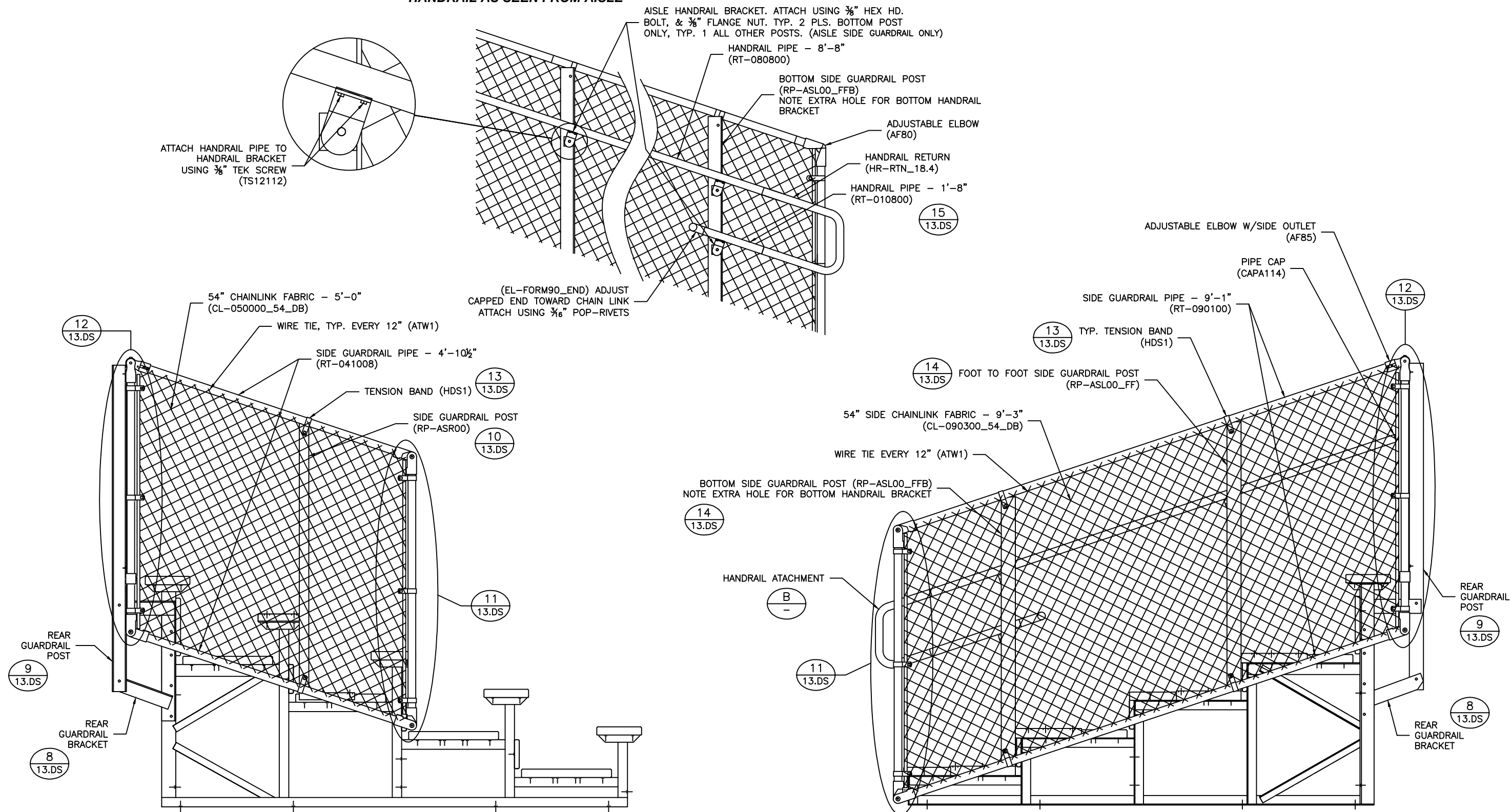


PH: 888-568-9064 FAX: 260-482-7449 WWW.BLEACHERS.NET

This drawing and all information contained herein is the property of NATIONAL RECREATION SYSTEMS, INC. and is not to be reproduced without the express written permission of this manufacturer. We assume no responsibility for unauthorized use of this drawing. NATIONAL RECREATION SYSTEMS, INC. is not responsible for local permits and occupancy requirements.

MODEL:	NA-0515DLX_CLL				
DESCRIPTION:	NON-ELEV. 5 ROW END AISLE ASSEMBLY				
DRAWN BY:	BXC	DATE:	5/16/24	REVISION:	2
SCALE:	N.T.S.	SHEET NUMBER:	10.VA		

**DETAIL 'B'**  
**HANDRAIL AS SEEN FROM AISLE**

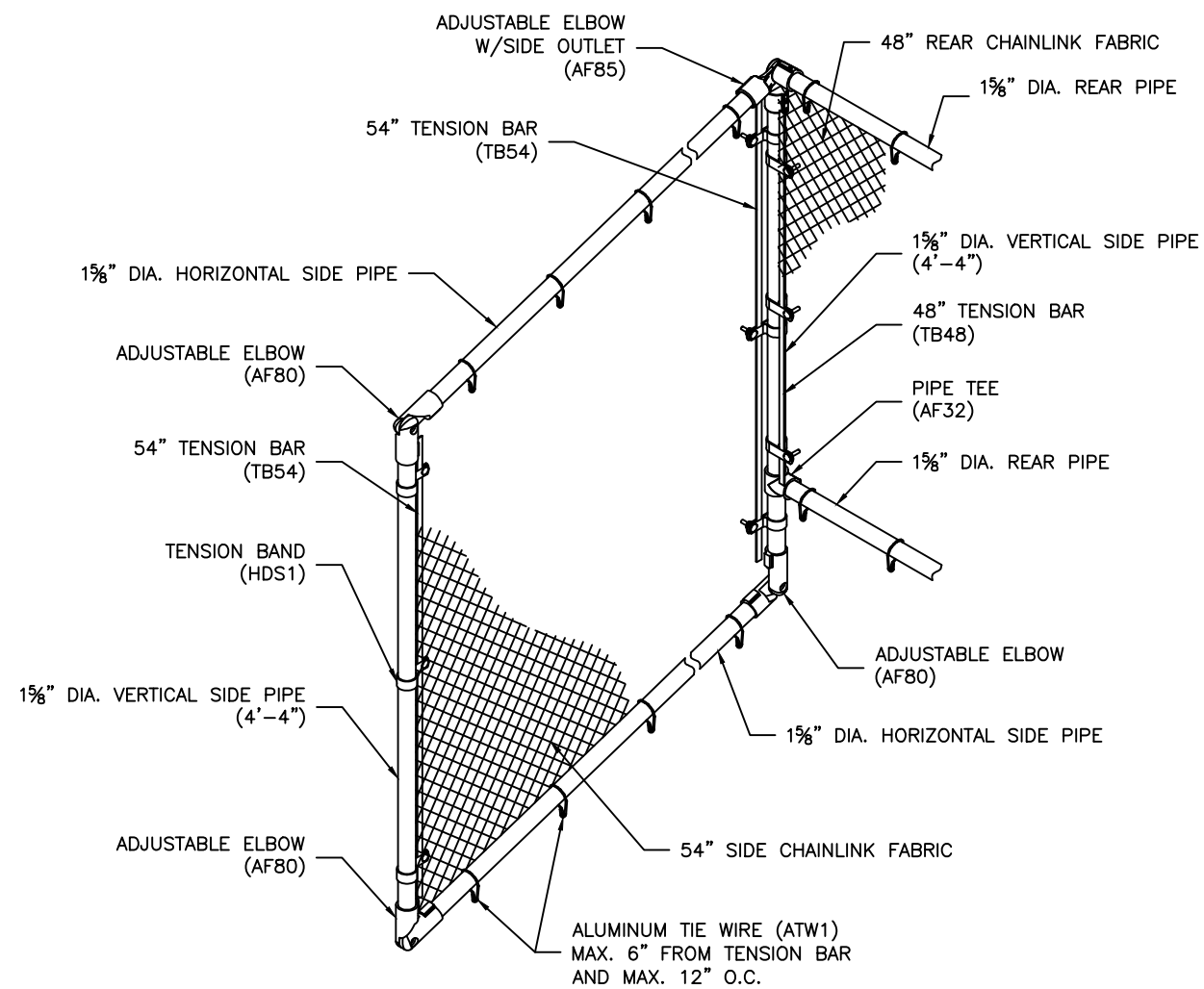


PH: 888-568-9064 FAX: 260-482-7449 WWW.BLEACHERS.NET

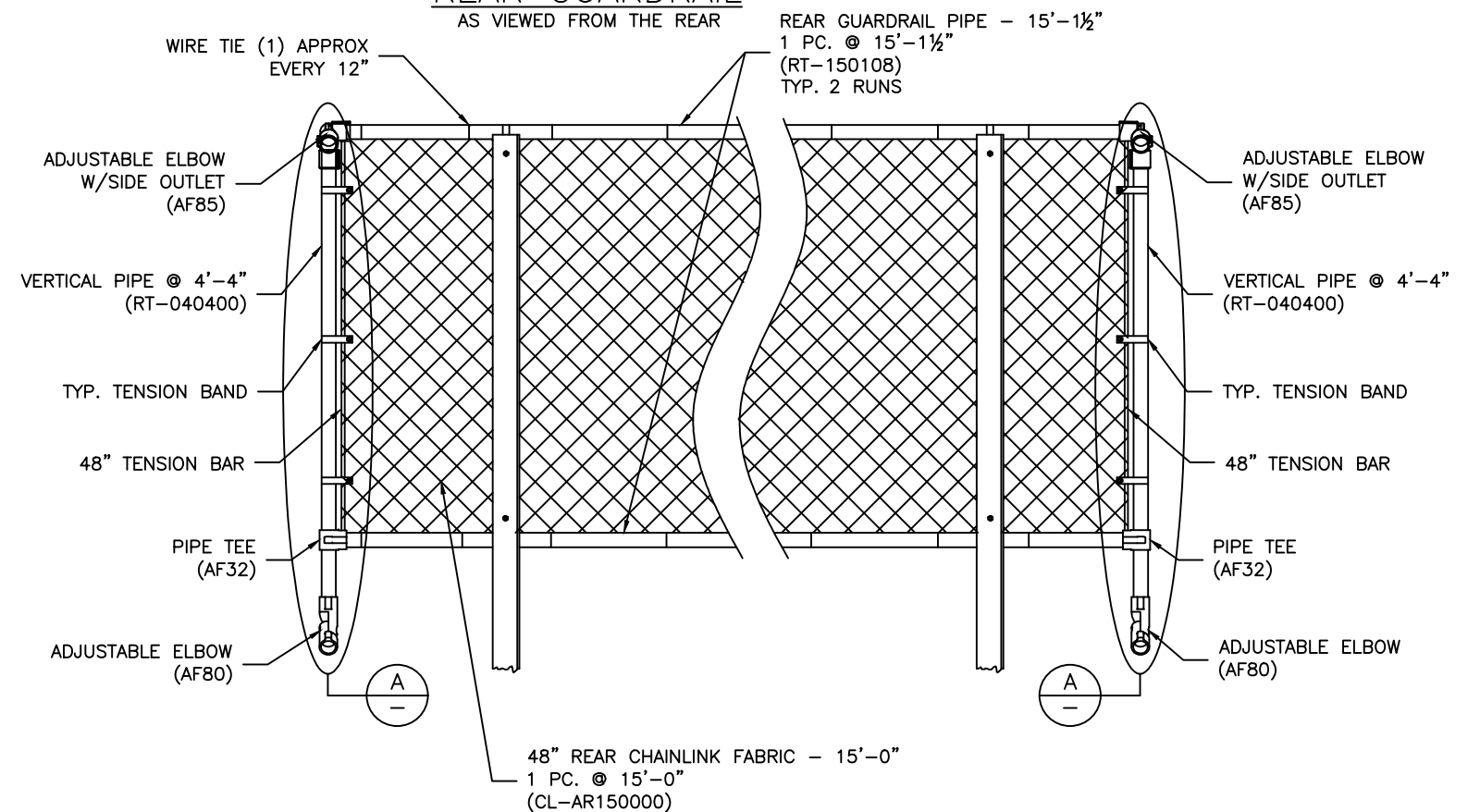
This drawing and all information contained herein is the property of NATIONAL RECREATION SYSTEMS, INC. and is not to be reproduced without the express written permission of this manufacturer. We assume no responsibility for unauthorized use of this drawing. NATIONAL RECREATION SYSTEMS, INC. is not responsible for local permits and occupancy requirements.

MODEL:	NA-0515DLX_CLL			
DESCRIPTION:	NON-ELEV. 5 ROW x 15'-0" GUARDRAIL ASSEMBLY			
DRAWN BY:	BXC	DATE:	5/16/24	REVISION: 2
SCALE:	N.T.S.	SHEET NUMBER:	11.GR	

DETAIL A  
SPECTATOR RIGHT SIDE GUARDRAIL CONNECTION



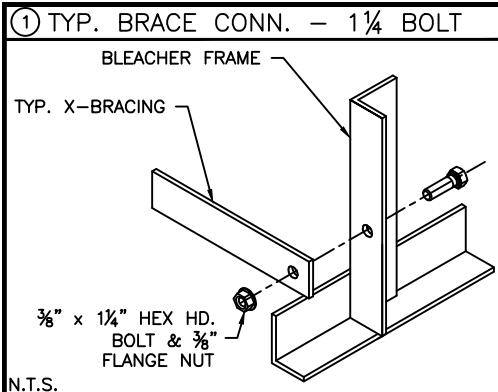
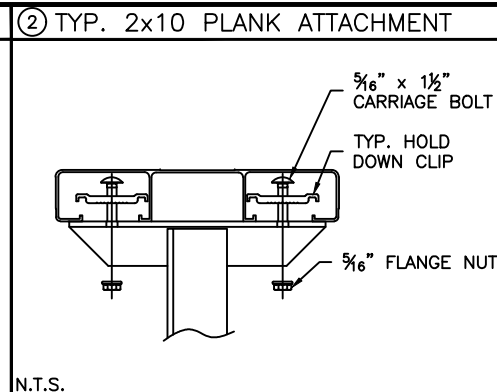
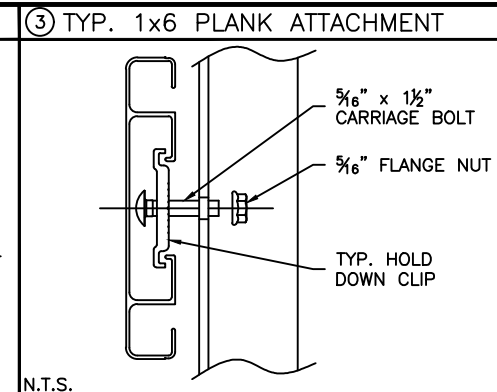
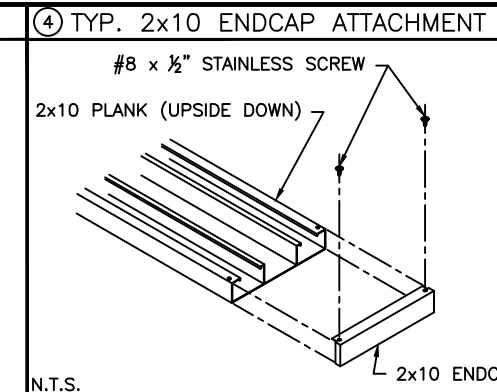
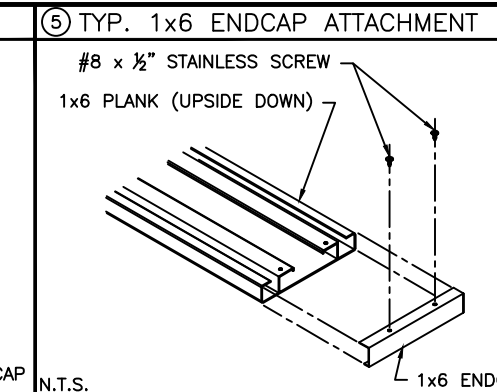
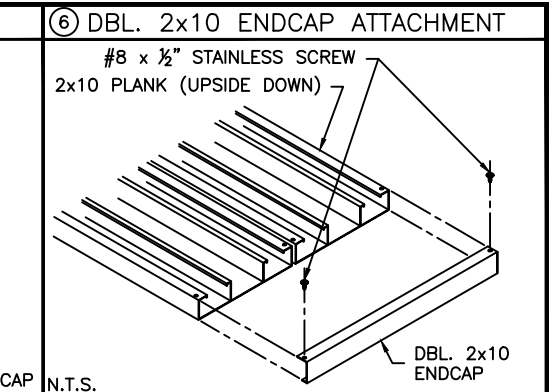
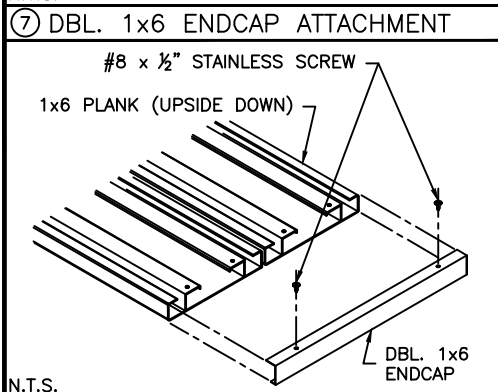
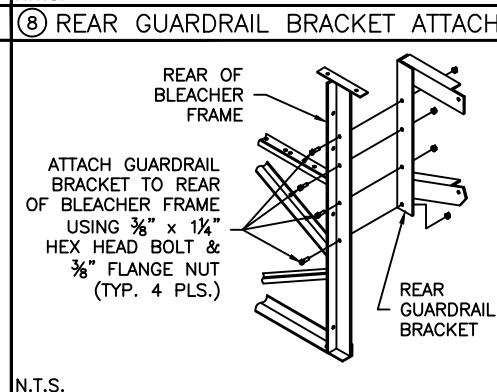
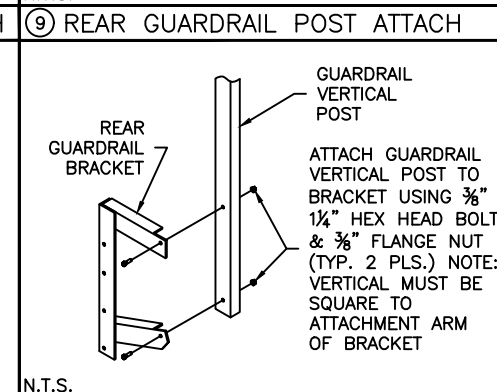
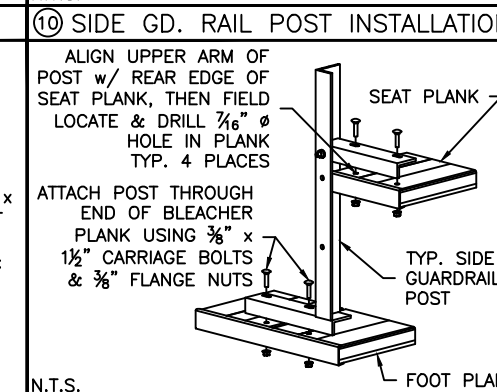
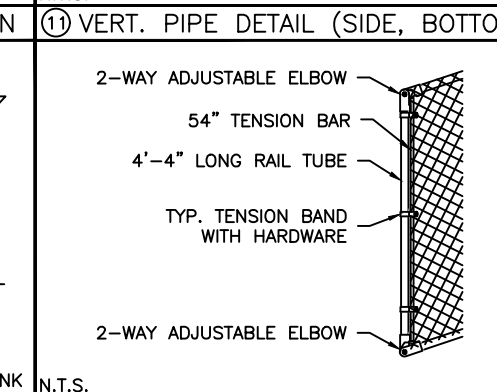
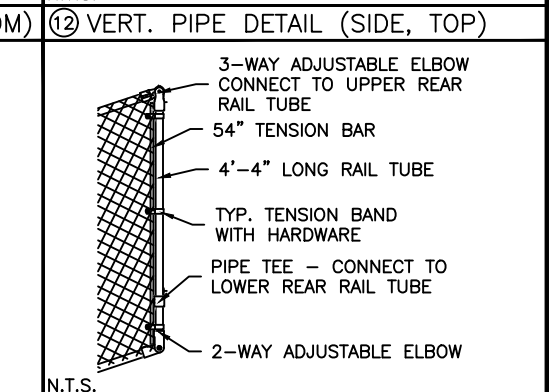
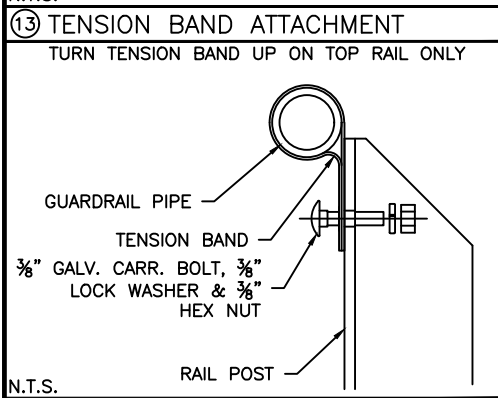
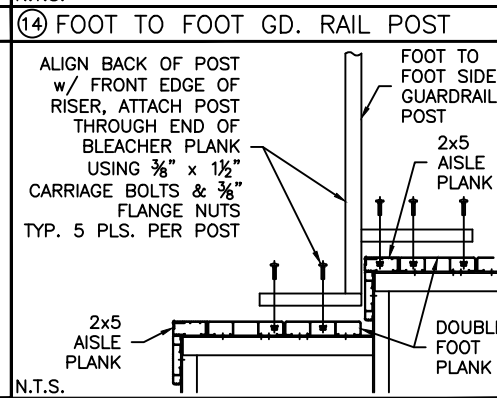
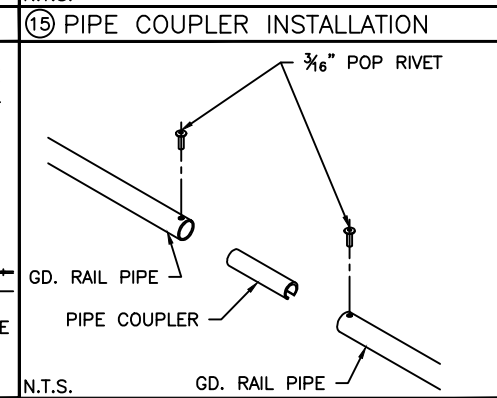
REAR GUARDRAIL  
AS VIEWED FROM THE REAR




PH: 888-568-9064 FAX: 260-482-7449 WWW.BLEACHERS.NET

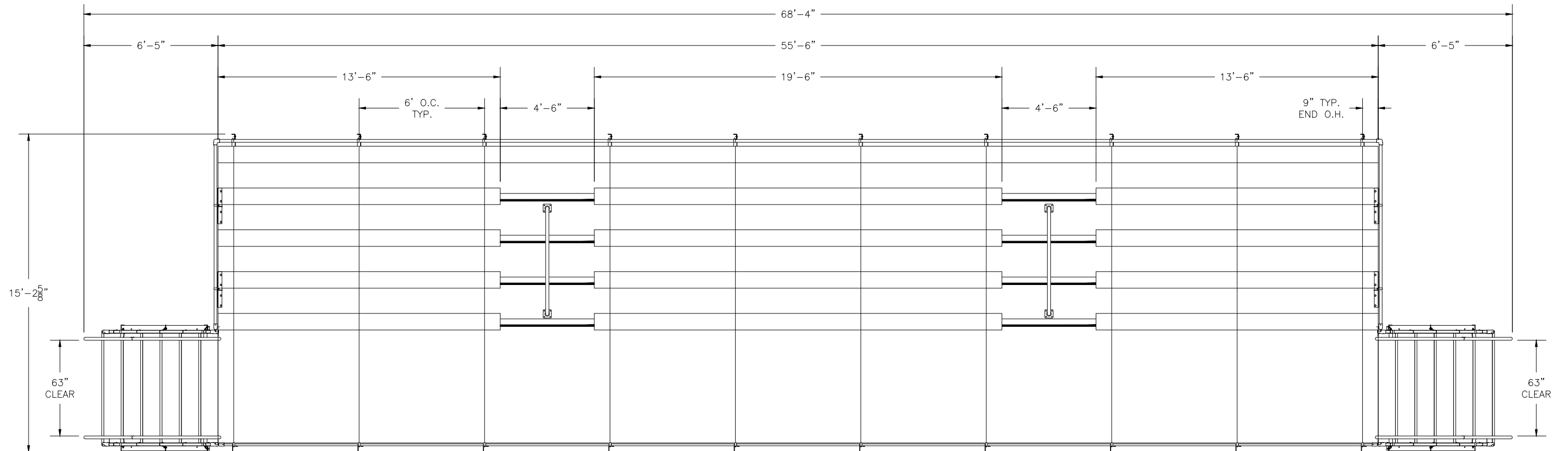
This drawing and all information contained herein is the property of NATIONAL RECREATION SYSTEMS, INC. and is not to be reproduced without the express written permission of this manufacturer. We assume no responsibility for unauthorized use of this drawing. NATIONAL RECREATION SYSTEMS, INC. is not responsible for local permits and occupancy requirements.

MODEL:	NA-0515DLX_CLL				
DESCRIPTION:	NON-ELEV. 5 ROW x 15'-0" GUARDRAIL ASSEMBLY				
DRAWN BY:	BXC	DATE:	5/16/24	REVISION:	2
SCALE:	N.T.S.	SHEET NUMBER:	12.GR		

<p>① TYP. BRACE CONN. – 1¼ BOLT</p>  <p>BLEACHER FRAME TYP. X-BRACING ¾" x 1¼" HEX HD. BOLT &amp; ¾" FLANGE NUT N.T.S.</p>	<p>② TYP. 2x10 PLANK ATTACHMENT</p>  <p>5/16" x 1½" CARRIAGE BOLT TYP. HOLD DOWN CLIP 5/16" FLANGE NUT N.T.S.</p>	<p>③ TYP. 1x6 PLANK ATTACHMENT</p>  <p>5/16" x 1½" CARRIAGE BOLT 5/16" FLANGE NUT TYP. HOLD DOWN CLIP N.T.S.</p>	<p>④ TYP. 2x10 ENDCAP ATTACHMENT</p>  <p>#8 x ½" STAINLESS SCREW 2x10 PLANK (UPSIDE DOWN) 2x10 ENDCAP N.T.S.</p>	<p>⑤ TYP. 1x6 ENDCAP ATTACHMENT</p>  <p>#8 x ½" STAINLESS SCREW 1x6 PLANK (UPSIDE DOWN) 1x6 ENDCAP N.T.S.</p>	<p>⑥ DBL. 2x10 ENDCAP ATTACHMENT</p>  <p>#8 x ½" STAINLESS SCREW 2x10 PLANK (UPSIDE DOWN) DBL. 2x10 ENDCAP N.T.S.</p>
<p>⑦ DBL. 1x6 ENDCAP ATTACHMENT</p>  <p>#8 x ½" STAINLESS SCREW 1x6 PLANK (UPSIDE DOWN) DBL. 1x6 ENDCAP N.T.S.</p>	<p>⑧ REAR GUARDRAIL BRACKET ATTACH</p>  <p>REAR OF BLEACHER FRAME ATTACH GUARDRAIL BRACKET TO REAR OF BLEACHER FRAME USING ¾" x 1¼" HEX HEAD BOLT &amp; ¾" FLANGE NUT (TYP. 4 PLS.) REAR GUARDRAIL BRACKET N.T.S.</p>	<p>⑨ REAR GUARDRAIL POST ATTACH</p>  <p>GUARDRAIL VERTICAL POST REAR GUARDRAIL BRACKET ATTACH GUARDRAIL VERTICAL POST TO BRACKET USING ¾" x 1¼" HEX HEAD BOLT &amp; ¾" FLANGE NUT (TYP. 2 PLS.) NOTE: VERTICAL MUST BE SQUARE TO ATTACHMENT ARM OF BRACKET N.T.S.</p>	<p>⑩ SIDE GD. RAIL POST INSTALLATION</p>  <p>ALIGN UPPER ARM OF POST w/ REAR EDGE OF SEAT PLANK, THEN FIELD LOCATE &amp; DRILL 7/16" Ø HOLE IN PLANK TYP. 4 PLACES ATTACH POST THROUGH END OF BLEACHER PLANK USING ¾" x 1½" CARRIAGE BOLTS &amp; ¾" FLANGE NUTS SEAT PLANK TYP. SIDE GUARDRAIL POST FOOT PLANK N.T.S.</p>	<p>⑪ VERT. PIPE DETAIL (SIDE, BOTTOM)</p>  <p>2-WAY ADJUSTABLE ELBOW 54" TENSION BAR 4'-4" LONG RAIL TUBE TYP. TENSION BAND WITH HARDWARE 2-WAY ADJUSTABLE ELBOW N.T.S.</p>	<p>⑫ VERT. PIPE DETAIL (SIDE, TOP)</p>  <p>3-WAY ADJUSTABLE ELBOW CONNECT TO UPPER REAR RAIL TUBE 54" TENSION BAR 4'-4" LONG RAIL TUBE TYP. TENSION BAND WITH HARDWARE PIPE TEE – CONNECT TO LOWER REAR RAIL TUBE 2-WAY ADJUSTABLE ELBOW N.T.S.</p>
<p>⑬ TENSION BAND ATTACHMENT</p>  <p>TURN TENSION BAND UP ON TOP RAIL ONLY GUARDRAIL PIPE TENSION BAND ¾" GALV. CARR. BOLT, ¾" LOCK WASHER &amp; ¾" HEX NUT RAIL POST N.T.S.</p>	<p>⑭ FOOT TO FOOT GD. RAIL POST</p>  <p>ALIGN BACK OF POST w/ FRONT EDGE OF RISER, ATTACH POST THROUGH END OF BLEACHER PLANK USING ¾" x 1½" CARRIAGE BOLTS &amp; ¾" FLANGE NUTS TYP. 5 PLS. PER POST FOOT TO FOOT SIDE GUARDRAIL POST 2x5 AISLE PLANK DOUBLE FOOT PLANK 2x5 AISLE PLANK N.T.S.</p>	<p>⑮ PIPE COUPLER INSTALLATION</p>  <p>¾/16" POP RIVET GD. RAIL PIPE PIPE COUPLER GD. RAIL PIPE N.T.S.</p>			

 <p><b>NRS</b> National Recreation Systems A PLAYCORE Company PH: 888-568-9064 FAX: 260-482-7449 WWW.BLEACHERS.NET</p>		<p>This drawing and all information contained herein is the property of NATIONAL RECREATION SYSTEMS, INC. and is not to be reproduced without the express written permission of this manufacturer. We assume no responsibility for unauthorized use of this drawing. NATIONAL RECREATION SYSTEMS, INC. is not responsible for local permits and occupancy requirements.</p>		<p>MODEL: NA-0515DLX_CLL</p>	
		<p>DESCRIPTION: TYPICAL BLEACHER ASSEMBLY DETAILS</p>			
<p>DRAWN BY: BXC</p>	<p>DATE: 5/16/24</p>	<p>REVISION: 2</p>	<p>SCALE: N.T.S.</p>	<p>SHEET NUMBER: 13.DS</p>	





SECTION LENGTH	GROSS SEATS	ACTUAL SEATS	NO. OF ROWS	NET SEATS
55.5	37.00	37.00	1	37
13.5	9.00	9.00	4	36
19.5	13.00	13.00	4	52
13.5	9.00	9.00	4	36
NET SEATS				161
WHEELCHAIR SPACES				0
TOTAL NET SEATING CAPACITY				161
(BASED ON 18" PER SEAT)				



PH: 888-568-9064 FAX: 260-482-7449 WWW.BLEACHERS.NET

This drawing and all information contained herein is the property of NATIONAL RECREATION SYSTEMS, INC. and is not to be reproduced without the express written permission of this manufacturer. We assume no responsibility for unauthorized use of this drawing. NATIONAL RECREATION SYSTEMS, INC. is not responsible for local permits and occupancy requirements.

PROJECT/SITE: 36A-0505506CL00\_01 SALES

DESCRIPTION: 36" ELEV. 5 ROW x 55'-6" SEATING PLAN

DRAWN BY: HIT

DATE: 4/20/21

REVISION: 0

SCALE: N.T.S.

SHEET NUMBER: TD.1

## **WARRANTY**

National Recreation Systems, Inc. ("company") warrants to owner ("owner") products to be free from defects in material and workmanship, after proper assembly, and under normal conditions for the type of product, according to the following terms and conditions:

- A) 1 YEAR WARRANTY - failure of structural strength of any framework component.
- B) 5 YEAR WARRANTY - aluminum plank will not blister, crack, peel or flake due to weather, temperature changes, continued exposure to rain, snow or U.V. rays from the sun.
- C) The warranty period shall begin from the date title to the goods passes to the owner (typically F.O.B. Factory).
- D) Damages resulting from improper usage, abuse, alteration, negligence, transportation, fire, lightning, caustic chemicals, acts of God, improper maintenance or other causes beyond the control of the "company" are excluded.
- E) Any claim for defects covered by warranty shall be promptly presented, in writing, to NATIONAL RECREATION SYSTEMS, INC., Fort Wayne, IN 46858-1487, Attention: Warranty Service Department. The "company" then shall provide "owner" written instruction for remedy.
- F) Should defects covered by warranty occur the "company" shall repair or replace, at its option and at no cost to the "owner", the defective "product" or defective portion thereof subject to the terms and conditions of the warranty.

The "company" shall not be liable to the "owner" for consequential damages for breach of any written or implied warranty on its "products", and shall not be liable to the "owner" for any incidental damages, for breach of any written or implied warranty unless incurred by the "owner" because the "company" did not perform any remedy hereunder within a reasonable time or because the "company" has imposed an unreasonable duty upon the "owner" as a condition of securing any remedy hereunder. "Owner's" exclusive remedy and damages shall be limited to the repair or replacement of defective "products" as provided herein. Some states do not allow the exclusion or limitation of incidental or consequential damages, so the above limitation or exclusion may not apply.

This writing contains the entire agreement between the "company" and the "owner", and the warranties expressed in the first paragraph herein excludes all other warranties, such as those made by dealers, distributors, contractors, or applicators of the "products" of the "company".

All warranties, either expressed or implied, of merchantability of fitness for a particular purpose are limited to the term hereof. Some states do not allow limitations in how long an implied warranty lasts, therefore, the above limitation may not apply to the "owner".

This warranty gives you specific legal rights, and you may also have other rights, which vary from state to state.

Effective on any product shipped on or after 10/2012.