

# CS-7310P (20" & 24")



Engine Displacement (cc)	73.5
Engine Displacement (cu in)	4.49
Starting System	Standard
Ignition System	Digital ignition system
Oiling System	Automatic/Adjustable
Vibration Reduction System	Standard
Available Bar Lengths (in)	20, 24, 28, 32
Oil Capacity (fl. oz.)	12.2
Dry Weight (lb)	14.8
Sprocket Cover	Magnesium
Bar Type	PowerCut™
Handle	Aluminum with Rubber Overmold
Fuel Capacity (fl. oz.)	27.1
Warranty	5 year consumer / 1 year commercial

# CS-501P (18")



Engine Displacement (cc)	50.2
Engine Displacement (cu in)	3.06
Starting System	Standard
Ignition System	Digital
Oiling System	Automatic/Adjustable (Clutch-Driven)
Vibration Reduction System	Standard
Available Bar Lengths (in)	16, 18, 20
Oil Capacity (fl. oz.)	9.5
Dry Weight (lb)	10.6
Sprocket Cover	Plastic
Bar Type	Pro-Lite®
Sprocket Type	Rim
Handle	Aluminum
Fuel Capacity (fl. oz.)	16.6
Warranty	5 year consumer / 1 year commercial

# CS-355T



Engine Displacement (cc)	35.8
Engine Displacement (cu in)	2.19
Starting System	Spring-Assist
Ignition System	Digital
Oiling System	Automatic/Adjustable (Clutch-Driven)
Vibration Reduction System	Standard
Available Bar Lengths (in)	14, 16
Oil Capacity (fl. oz.)	8.2
Dry Weight (lb)	8
Sprocket Cover	Plastic
Bar Type	Pro91
Sprocket Type	Spur
Handle	Plastic
Fuel Capacity (fl. oz.)	11.2
Carburetor (w/Purge Pump)	Butterfly-Valve Diaphragm
Warranty	5 year consumer / 1 year commercial

Melaco Sisters Hardware  
16230 Hwy 3235, Cut Off, LA 70345



**Oregon R44 AdvanceCut Chainsaw Chain for 12 In. Bar - 44 Drive Links - Fits Stihl & Echo Models**

**SKU: 704557**    Model: R44

Max Qty	99999	
Vendor	Oregon	
Brand	Oregon > AdvanceCut	Unit
UPC	00036577512288	EACH

**Description**

Oregon AdvanceCut LubriTec Chainsaw Chain

The Oregon AdvanceCut Saw Chain is ideal for landscapers and homeowners using small, low powered saws, because it offers higher chain efficiency. The .043 In. gauge narrow kerf cutting systems increase efficiency since they need less power from the saw than standard cutting systems. This chain fits Echo, Makita, Husqvarna, Ryobi, Poulan and more.

**Specifications**

Specification	Description
Bar Length (In.)	12
Pitch (In.)	0.375
Drive Link Count	44
Gauge (In.)	0.043
Chain Type	90PX
Package Quantity	1
Package Type	Clamshell

**Printed By:** VMelaco@portal.doitbestcorp.com

**Date:** 8/6/2024 3:27 PM

Melaco Sisters Hardware  
16230 Hwy 3235, Cut Off, LA 70345



<b>Oregon S50 AdvanceCut Saw Chain for 14 in. Bar - 50 Drive Links - fits Stihl, Remington, McCulloch, Craftsman and Homelite and more</b>			
<b>SKU: 705748</b>		Model: S50	
Max Qty	99999		
Vendor	Oregon		
Brand	Oregon > AdvanceCut	Unit	EACH
UPC	00036577000457		

Description

Oregon AdvanceCut Replacement Chainsaw Chain Loops

Durable, low-kickback, low-vibration chain helps reduce user fatigue for increased periods of work. Precision, heat-treated semi-chisel chain duo cuts smoothly with a higher tolerance for debris. Built-in Lubri-Tec automatic oiling system extends the life of your chain by delivering oil to key parts of the chain so you can work smarter with less downtime and maintenance. Built-in Lubri-Tec automatic oiling system extends the life of your chain by delivering oil to key parts of the chain so you can work smarter with less downtime and maintenance. Tough, long-lasting chrome outer layer and hardened rivets help reduce wear and allow for fewer chain adjustments.

Specifications

Specification	Description
Bar Length (In.)	14
Pitch (In.)	0.375
Drive Link Count	50
Gauge (In.)	0.050
Chain Type	91PX
Package Quantity	1
Package Type	Clamshell

Melaco Sisters Hardware  
16230 Hwy 3235, Cut Off, LA 70345



**Oregon S55 AdvanceCut Chainsaw Chain for 16-Inch Bar -55 Drive Links fits McCulloch, Stihl, Wagner and more**  
**SKU: 713838**    Model: S55

Max Qty	99999	
Vendor	Oregon	
Brand	Oregon > AdvanceCut	Unit
UPC	00036577000495	EACH

Description

Oregon AdvanceCut Replacement Chainsaw Chain Loops

Durable, low-kickback, low-vibration chain helps reduce user fatigue for increased periods of work. Precision, heat-treated semi-chisel chain duo cuts smoothly with a higher tolerance for debris. Built-in Lubri-Tec automatic oiling system extends the life of your chain by delivering oil to key parts of the chain so you can work smarter with less downtime and maintenance. Built-in Lubri-Tec automatic oiling system extends the life of your chain by delivering oil to key parts of the chain so you can work smarter with less downtime and maintenance. Tough, long-lasting chrome outer layer and hardened rivets help reduce wear and allow for fewer chain adjustments.

Specifications

Specification	Description
Bar Length (In.)	16
Pitch (In.)	0.375
Drive Link Count	55
Gauge (In.)	0.050
Chain Type	91PX
Package Quantity	1
Package Type	Clamshell

Melaco Sisters Hardware  
16230 Hwy 3235, Cut Off, LA 70345



**Oregon L74 ControlCut Saw Chain for 18 in. Bar - 74 Drive Links - fits Several Stihl models**

**SKU: 752572**    Model: L74

Max Qty	99999		
Vendor	Oregon		
Brand	Oregon > ControlCut	Unit	EACH
UPC	00036577010623		

Description

Oregon ControlCut Chainsaw Chain

An Ideal choice for occasional users like property owners and commercial cutters. This .325 pitch .050 gauge chain offers Low-Vibration, Micro Chisel cutters that have small radius working corners for excellent performance and easy maintenance, while also being certified low kickback.

Specifications

Specification	Description
Bar Length (In.)	18
Pitch (In.)	0.325
Drive Link Count	74
Gauge (In.)	0.063
Chain Type	22BPX
Package Quantity	1
Package Type	Clamshell

Melaco Sisters Hardware  
16230 Hwy 3235, Cut Off, LA 70345



**Oregon D72 AdvanceCut Chainsaw Chain for 20 in. Bar -72 Drive Links fits Husqvarna, Stihl, Dolmar, Jonsered and more**  
**SKU: 707701**    Model: D72

Max Qty	99999	
Vendor	Oregon	
Brand	Oregon > AdvanceCut	Unit
UPC	00036577000242	EACH

Description

Oregon AdvanceCut DIY Chainsaw Chain  
AdvanceCut Saw Chain is ideal for occasional and commercial chainsaw users. The low-vibration full chisel cutters offer top performance while also providing a smooth cutting experience via our patented bent over depth gauge.

Specifications

Specification	Description
Bar Length (In.)	20
Pitch (In.)	0.375
Drive Link Count	72
Gauge (In.)	0.050
Chain Type	72V
Package Quantity	1
Package Type	Clamshell

Melaco Sisters Hardware  
16230 Hwy 3235, Cut Off, LA 70345



**Oregon E84 PowerCut Saw Chain for 24in. Bar - 84 Drive Links - fits Echo, Husqvarna, Stihl and Efc models**  
**SKU: 704682**    Model: E84

Max Qty	99999	
Vendor	Oregon	
Brand	Oregon > PowerCut	Unit
UPC	00036577578338	EACH

Description

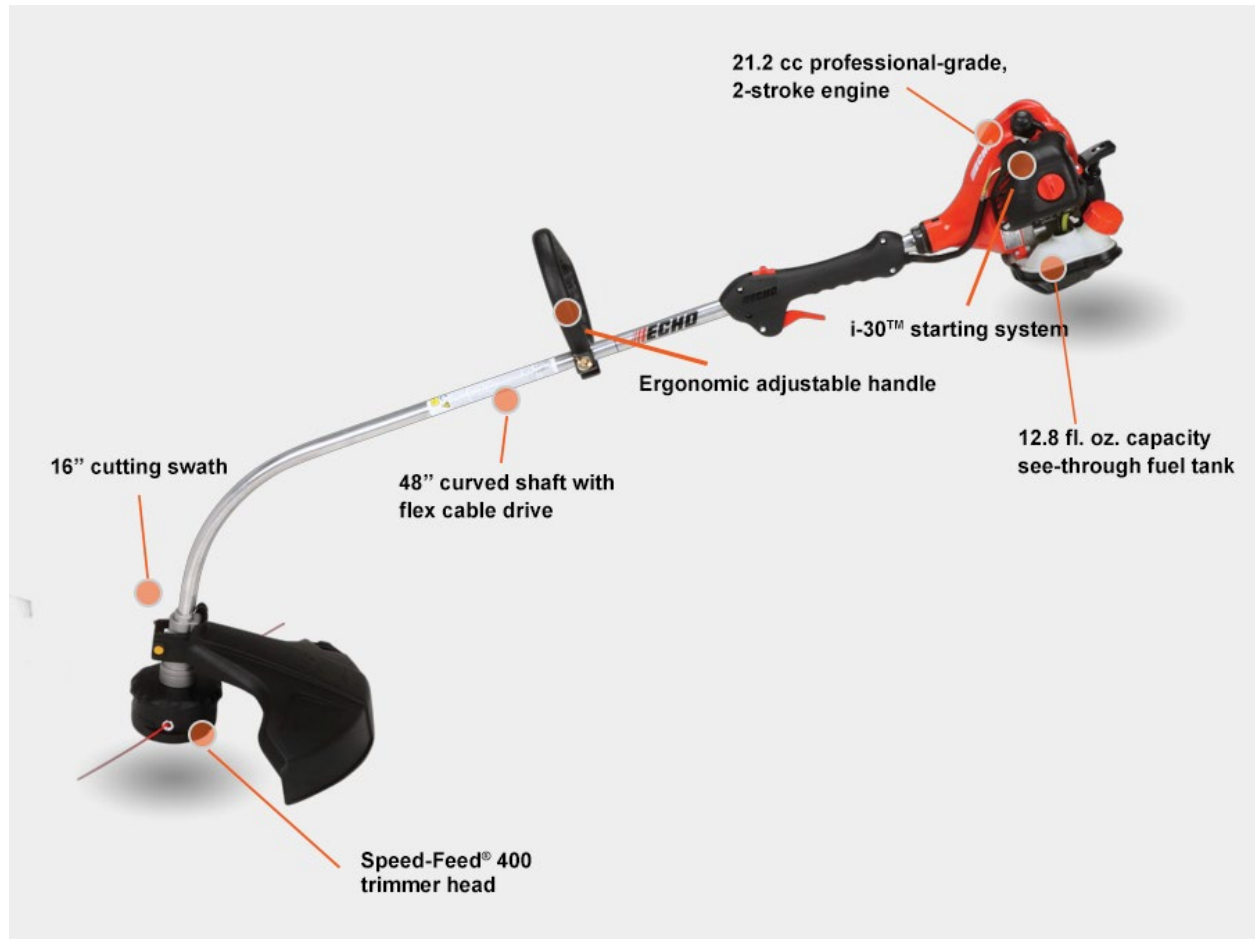
Oregon PowerCut Replacement Chainsaw Chain

PowerCut Saw Chain offers top performance for the most demanding of users, making it an ideal choice for professional woodcutters. Built-in Lubri-Tec automatic oiling system extends the life of your chain by delivering oil to key parts of the chain so you can work smarter with less downtime and maintenance. Tough, long-lasting chrome outer layer and hardened rivets help reduce wear and allow for fewer chain adjustments.

Specifications

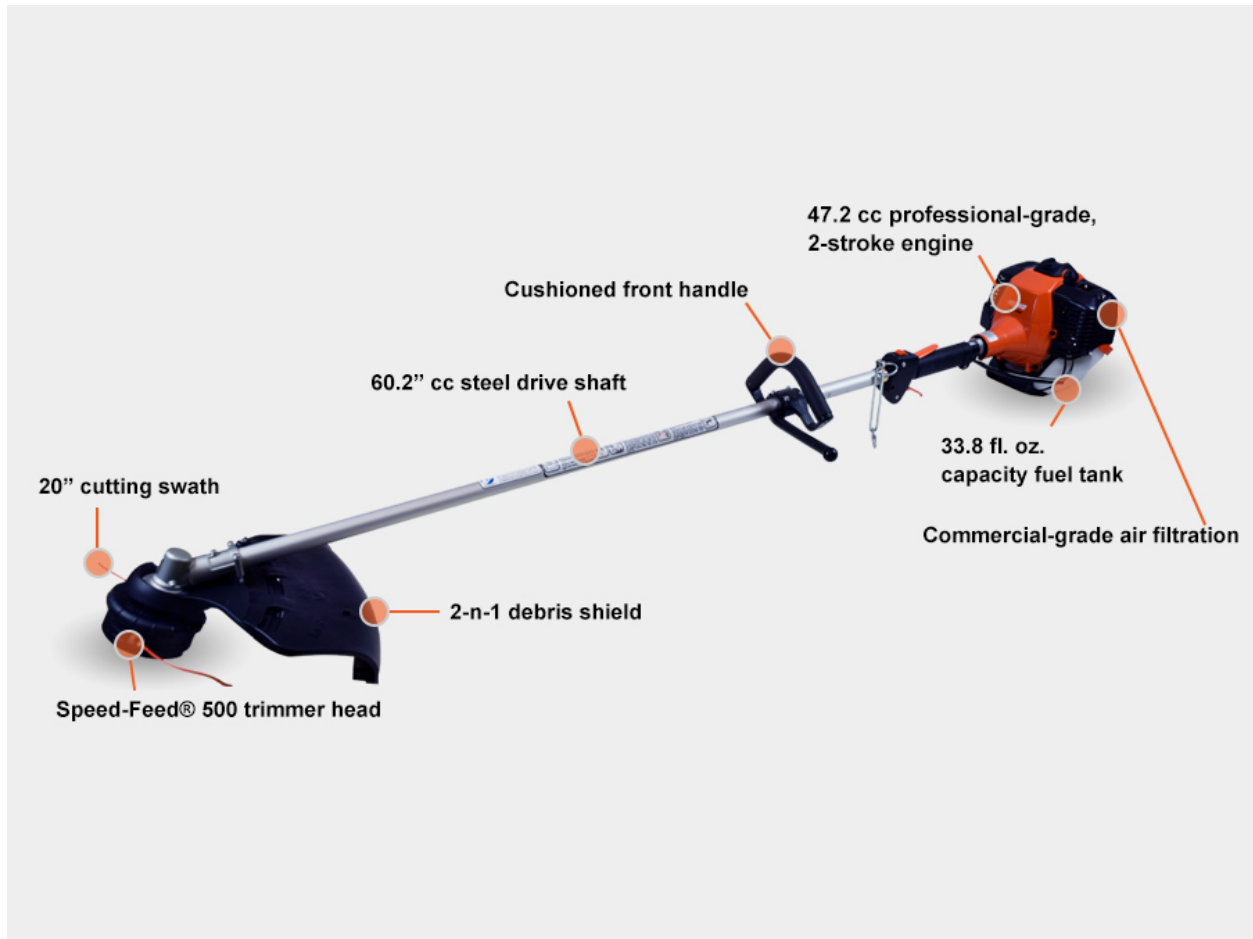
Specification	Description
Bar Length (In.)	24
Pitch (In.)	0.375
Drive Link Count	84
Gauge (In.)	0.050
Chain Type	72LPX
Package Quantity	1
Package Type	Clamshell

# GT-225SF



Engine Displacement (cc)	21.2
Drive Shaft	4-Layer Cable
Shaft Length (in)	48
Fuel Capacity (fl. oz.)	12.8
Cutting Head	Speed-Feed® 400
Cutting Swath (in.)	16
Shaft Type	Curved
Starting System	i-30™
Shield	Std. GT
Nylon Line (in dia)	.095 Cross-Fire®
Dry Weight (lb) (Includes cutting head, excludes harness)	10.8
Dry Weight (lb) (Without cutting head, includes shield)	9.5
Warranty	5 year consumer / 2 year commercial

# SRM-410X




Engine Displacement (cc)	42.7
Drive Shaft	Steel
Shaft Length (in)	60.2
Fuel Capacity (fl. oz.)	33.8
Cutting Head	Speed-Feed® 500
Cutting Swath (in.)	20
Shaft Type	Straight
Starting System	Standard
Shield	2-in-1 shield for trimmer head or blade use
Nylon Line (in dia)	.095 Black Diamond®
Dry Weight (lb) (Includes cutting head, excludes harness)	18.4
Dry Weight (lb) (Without cutting head, includes shield)	16.3
Warranty	5 year consumer / 2 year commercial

# SRM-3020T



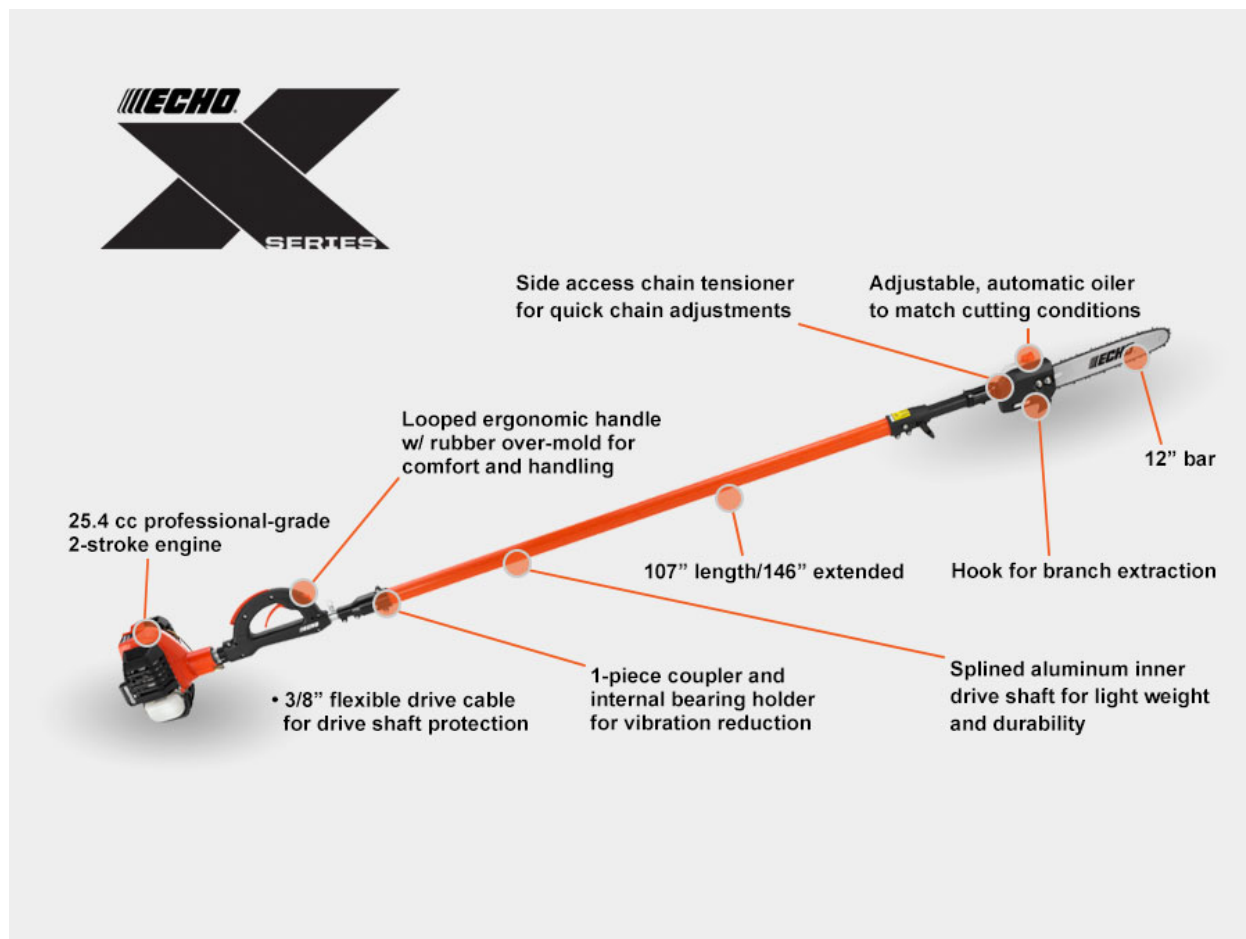
Engine Displacement (cc)	30.5
Drive Shaft	4-Layer Cable
Shaft Length (in)	59
Fuel Capacity (fl. oz.)	24
Cutting Head	Speed-Feed® 500
Cutting Swath (in.)	20
Shaft Type	Straight
Starting System	Standard
Shield	SRM 20" Shield
Nylon Line (in dia)	.095 Black Diamond®
Dry Weight (lb) (Includes cutting head, excludes harness)	13.9
Dry Weight (lb) (Without cutting head, includes shield)	12.3
Warranty	5 year consumer / 2 year commercial

# SRM-2620



Engine Displacement (cc)	25.4
Drive Shaft	4-Layer Cable
Shaft Length (in)	59
Fuel Capacity (fl. oz.)	20.6
Cutting Head	Speed-Feed® 400
Cutting Swath (in.)	17
Shaft Type	Straight
Starting System	Standard
Shield	Std. SRM
Nylon Line (in dia)	.095 Black Diamond®
Dry Weight (lb) (Includes cutting head, excludes harness)	12.6
Dry Weight (lb) (Without cutting head, includes shield)	11.7
Warranty	5 year consumer / 2 year commercial

# PPT-2620



Engine Displacement (cc)	25.4
Engine Displacement (cu in)	1.55
Starting System	Standard
Fuel Capacity (fl oz)	20.6
Length Collapsed (in)	107
Length Extended (in)	146
Optional Extension (ft)	4
Bar Length (in)	12
Dry Weight (lbs) <sup>1</sup>	17.4
Oil Capacity (fl oz)	6.6
Warranty	5 year consumer / 2 year commercial

# PB-2520



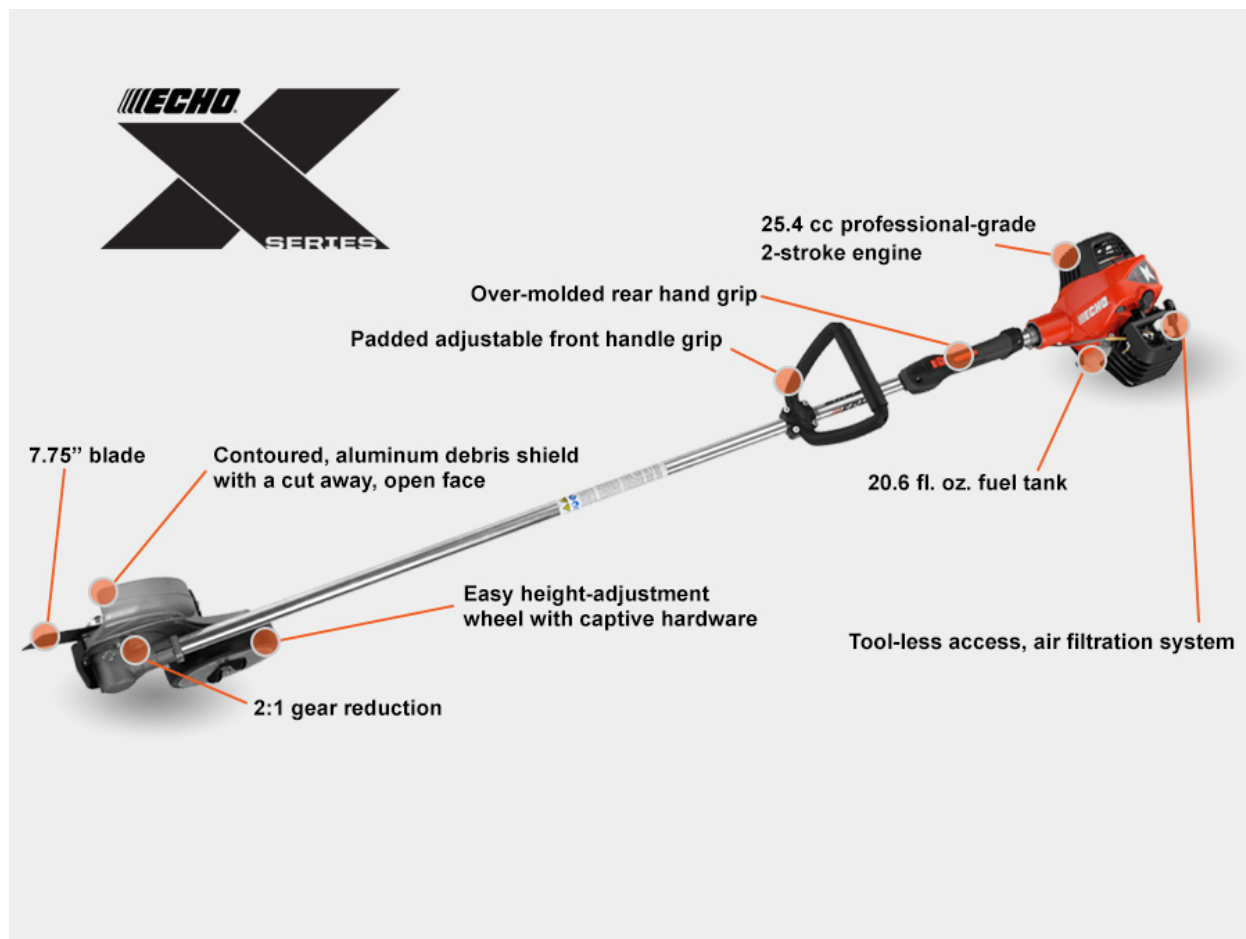
Type	Handheld
Engine Displacement (cc)	25.4
Carburetor (w/Purge Pump)	Rotary
Starting System	Standard
Fuel Capacity (fl. oz.)	18.6
See-Through Fuel Tank	Standard
Helper Handle	Not Applicable
Air volume at nozzle <sup>1</sup>	453
Maximum Air Speed (mph) at nozzle <sup>1</sup>	170
dB(A) <sup>1</sup>	70
Dry Weight (lbs) <sup>2</sup>	8.6
Newtons (N) at nozzle <sup>1</sup>	15.8
Warranty	5 year consumer / 2 year commercial

# PB-755ST



Type	Backpack
Engine Displacement (cc)	63.3
Starting System	Standard
Fuel Capacity (fl. oz.)	62
See-Through Fuel Tank	Standard
Helper Handle	Standard
Air volume at nozzle <sup>1</sup>	651
Maximum Air Speed (mph) at nozzle <sup>1</sup>	233
dB(A) <sup>1</sup>	74
Dry Weight (lbs) <sup>2</sup>	24.7
Newtons (N) at nozzle <sup>1</sup>	28
Warranty	5 year consumer / 2 year commercial

# PE-2620S



Engine Displacement (cc)	25.4
Carburetor	Rotary-Valve Diaphragm
Fuel Capacity (fl. oz.)	20.6
Starting System	Standard
Blade Thickness (in)	0.09
Dry Weight (lbs.)	14
Blade Length (in)	7.75
Debris Shield	Die-Cast Metal
Warranty	5 year consumer / 2 year commercial

Melaco Sisters Hardware  
16230 Hwy 3235, Cut Off, LA 70345



Arnold 3-Sided MTD Edger Blade  
SKU: 767343    Model: 490-105-M017

Max Qty	99999	
Vendor	Arnold Corp.	
Brand	Arnold	
UPC	00037049946075	Unit EACH

Description

Arnold 3-Sided MTD Edger Blade  
9" x 9" Tri-Arc edger blade. Fits MTD edgers that require a 9" blade with a 5/8" center hole. Replaces OE# 781-0748.

Specifications

Specification	Description
Hole Diameter (In.)	0.625
Width (In.)	9
Length (In.)	9
Material	Steel
Package Quantity	1
Package Type	Card

6550025



- 6550025 – 6.4 fl. oz. – (8) 6 packs

Volume	Various
Engine Type	2-stroke
Oil Type	Semi-Synthetic
Package	Bottles / Pail / Drum
Mix Volume	See specs above
Rating	Exceeds ISO-L-EGD and JASO FD
Color	Red

Melaco Sisters Hardware  
16230 Hwy 3235, Cut Off, LA 70345



**Generac DR Power PRO XL 9 In. Lawn & Garden Edger**

**SKU: 715056**    Model: LE25190DMN

Max Qty	99999		
Vendor	Generac Power Systems		
Brand	DR Power	Unit	EACH
UPC	00843530008180		

**Description**


Generac DR Power 9 In. Gas Lawn Edger

If you are ready to graduate from handheld edging tools as well as the arm fatigue and wobbly edges they so often produce, the DR Pro XL Lawn & Garden Edger is the tool for you. It features a 4-wheel platform that is much more stable than the more common 3-wheel models, and it's stacked with professional features. A curb hop wheel (rear right wheel) allows you to straddle a curb, with one wheel at street level, making it easy to track in a straight line and create precise cuts. For edging around flower beds, the cutting blade pivots 15 degrees in either direction so you can make attractive bevel cuts for containing mulch. You'll get a manicured look that will enhance your landscaping, and make your lawn care efforts shine. Engine: 2 years residential, 90 days commercial. Machine: 2 years residential, 90 days commercial.

**Specifications**

Specification	Description
Blade Length (In.)	9
Engine Displacement	196cc
Maximum Cut Depth	3 In.
Number of Wheels	4
Front Wheel (In.)	8
Rear Wheel (In.)	8
Weight (Lb.)	73
Warranty	2 Yr.
Power Type	Gas
Package Quantity	1
Package Type	Box

# 330095073



## Black Diamond®

ECHO Black Diamond® offers ultra-fast cutting for professionals and homeowners. The twisted, diamond-shaped line offers razor sharp edges and delivers a clean, even cut with superior cutting performance every time. Our fastest cutting trimmer line to date, Black Diamond® delivers optimal cutting efficiency, optimized fuel consumption and noise reduction all due to our square-twisted design.

### TOP FEATURES

- Unique diamond-shape design
- Razor-sharp cutting edges
- Designed for one-pass cutting

### OPTIONS AVAILABLE

- .095 in. dia. - 330095071 – 253 ft. (Large Clam), 330095073 – 885 ft. (Medium Spool), 330095075 – 1,394 ft. (Large Spool)
- .105 in. dia. - 330105071 – 217 ft. (Large Clam), 330105073 – 708 ft. (Medium Spool), 330105075 – 1,132 ft. (Large Spool)

Melaco Sisters Hardware  
16230 Hwy 3235, Cut Off, LA 70345



**Troy-Bilt XP 163cc Briggs & Stratton RWD Self-Propelled Lawn Mower**  
**SKU: 744509**    Model: 12AVO2R3766

Max Qty	99999		
Vendor	MTD Products		
Brand	Troy-Bilt	Unit	EACH
UPC	00043033598373		

Description

Troy-Bilt 21 In. Gas Lawn Mower

Yard work has never been easier thanks to the commercial-grade power of the Troy-Bilt TB310B XP self-propelled walk behind lawn mower. The TB310B XP is powered by a 163cc Briggs & Stratton engine you can rely on for powerful performance, easier starting, extended use and reduced noise. Rear wheel drive provides improved control on hills, even when bagging. The 21-in. steel deck provides durability that's built to last and includes a deck wash for easy maintenance. Dual-lever height adjusters are conveniently located to quickly adjust the cutting height. Dispose of grass clippings with either the side discharge chute, the included 2.3 bushel bag, or the included mulch kit. S-blade design brings a consistent cut, and its unique S-shaped center hole ensures proper installation. With a reliable 3-year limited warranty, you can count on Troy-Bilt to help make yard work easier.

Specifications

Specification	Description
Cutting Width (In.)	21
Engine Displacement	163cc
Engine Type	Briggs & Stratton
Propulsion	Self-Propelled
Cutting Options	Bag, Mulch, Side Discharge
Front Wheel Size (In.)	8
Rear Wheel Size (In.)	8
Minimum Cutting Height (In.)	1.25
Maximum Cutting Height (In.)	3.75
Start Type	Recoil
Certification	50 State/California Compliant
Weight (Lb.)	86.5
Warranty	3 Yr.
Package Quantity	1
Package Type	Box

Melaco Sisters Hardware  
16230 Hwy 3235, Cut Off, LA 70345



**Troy-Bilt TB120B 21 In. Push Walk Behind 3-in-1 Mower**  
**SKU: 722876**    Model: 11A-A2BM766

Max Qty	99999	
Vendor	MTD Products	
Brand	Troy-Bilt	Unit
UPC	00043033560608	EACH

Description

Troy-Bilt TB120B Push Walk Behind 3-in-1 Gas Lawn Mower

Troy-Bilt TB120B 21 In. Push Walk Behind 3-in-1 Mower with 140cc Briggs & Stratton 550ex engine. A sturdy 21 In. stamped steel mowing deck comes with bagging, mulch, and side discharge cutting capabilities. Tri action cutting system was engineered to deliver a clean, even cut every time, a rake guard stands grass upright for a clean cut, a higher performance blade creates lift for a finer cut and a symmetrical deck design improves airflow and works with the blade to cut clippings more times, producing a finer mulched cut. Dual lever height adjustment for six different heights ( 1.25 In. to 3.75 In.), 7 In. front and 8 In. rear wheels, recoil pull start, and 2 year manufacturer's warranty.

Specifications

Specification	Description
Cutting Width (In.)	21
Engine Displacement	140cc
Engine Type	Briggs & Stratton
Propulsion	Push
Cutting Options	Bag, Mulch, Side Discharge
Fuel Tank Capacity	02 Gal.
Front Wheel Size (In.)	7
Rear Wheel Size (In.)	8
Number of Positions	6
Minimum Cutting Height (In.)	1.25
Maximum Cutting Height (In.)	3.75
Start Type	Recoil
Certification	50 State/California Compliant
Weight (Lb.)	60
Warranty	2 Yr.
Package Quantity	1
Package Type	Box