

DATE: 5/22/2024

INVITATION TO BID
THIS IS NOT AN ORDER

Page: 5

BID NO.: 50-00145374

JEFFERSON PARISH

PURCHASING DEPARTMENT
P.O. BOX 9
GRETNA, LA. 70054-0009
504-364-2678

VENDOR: 27118 BLANK BID COPY VENDOR

PURCHASING SPECIALIST:
RTRAN

As per LSA-RS 47:301 et seq., all governmental bodies are excluded from payment of sales taxes to any Louisiana taxing body. Quotations shall be based on F.O.B. Agency warehouse or jobsite, anywhere within the Parish as designated by the Purchasing Department.

JEFFERSON PARISH reserves the right to cancel all or any part of an order if not shipped promptly. No charges will be allowed for parking or cartage unless specified in quotation. The order must not be filled at a higher price than quoted. JEFFERSON PARISH reserves the right to cancel at any time and for any reason by issuing a THIRTY (30) day written notice to the contractor.

JEFFERSON PARISH is expecting all products to be new and all work to be done in workman-like manner, according to standard practices. Any deviations or alteration from the specifications must be indicated on the bid form for each item and upon request, product data for same must be submitted by the time specified by the Purchasing Department.

DELIVERY: FOB JEFFERSON PARISH

INDICATE DELIVERY DATE ON EQUIPMENT AND SUPPLIES

1-2 WEEKS ARO

INDICATE STARTING TIME (IN DAYS) FOR CONSTRUCTION WORK

INDICATE COMPLETION TIME (IN DAYS) FOR CONSTRUCTION WORK

In the event that addenda are issued with this bid, bidders MUST acknowledge all addenda on the bid form. Bidder must acknowledge receipt of an addendum on the bid form by placing the addendum number as indicated. Failure to acknowledge any addendum on the bid form will result in bid rejection.

Acknowledge Receipt of Addenda: NUMBER: _____

NUMBER: _____

NUMBER: _____

NUMBER: _____

LOUISIANA CONTRACTOR'S LICENSE NO.: (if applicable) _____

*** ALL BIDDERS MUST COMPLETE SECTION BELOW ***	
FIRM NAME: <u>INDUSTRIAL COMMERCIAL MOTORS + CONTROLS</u>	
SIGNATURE: (Must be signed here) <u>William Pappas</u>	TITLE: <u>PRESIDENT</u>
PRINT OR TYPE NAME: <u>William Pappas</u>	
ADDRESS: <u>P.O. BOX 1842</u>	
CITY, STATE: <u>MAHOEVILLE, LA.</u>	ZIP: <u>70470</u>
TELEPHONE: <u>() 504 415-7288</u>	FAX: <u>() 504 827-1167</u>
EMAIL ADDRESS: _____	

TOTAL PRICE OF ALL BID ITEMS: \$ 14,043.60

INVITATION TO BID FROM JEFFERSON PARISH - continued

BID NO.: 50-00145374

SEALED BID

ITEM NUMBER	QUANTITY	U/M	DESCRIPTION OF ARTICLES	UNIT PRICE QUOTED	TOTALS
			PURCHASE OF SUPPLIES FOR THE JEFFERSON PARISH DEPARTMENT OF SEWERAGE EASTBANK WAREHOUSE		
1	4.00	EA	* 0001 - STARTER, SIZE 1, 3 POLE, 120 VOLT COIL, NEW IN FACTORY BOX, WESTINGHOUSE No. A200M1CAC EATON No. A200M1CAC (0861600)	\$ 519.00	\$ 2,076.00
2	4.00	EA	0002 - CONNECTOR, MECHANICAL, UNI-TAP, AL9CU RATED FOR No. 10 AWG - 250 KCMIL BURNDY No. BIBD250-4 (086991R)	\$ NO BID	\$
3	2.00	EA	0003 - BREAKER, CIRCUIT, 30 AMPERES, 600 VAC, 3 POLES, WITH LUGS, NEW IN FACTORY BOX, WESTING HOUSE HMCP030H1 No. HMCP030H1 (0841740)	\$ NO BID	\$
4	96.00	EA	* * 0004 - FIXTURE, LED, WALL PACK, CLASSIC MEDIUM, OUTDOOR GENERAL PURPOSE, 45-50W 120-277V, 5848 LUMENS, RECOMMENDED MOUNTING HEIGHT 10 TO 15 FEET, MORRIS PRODUCTS CATALOG No.71437 (0881210)	\$ 95.85	\$ 9,201.60
5	1.00	EA	*** 0005 - MOTOR, ELECTRIC, 1 HP 1730 RPM, 3 phase, 230/460 VAC, FRAME 143T, TYPE ELT, EMERSON No. ES01 (0890730)	\$ 290.00	\$ 290.00
6	4.00	EA	0006 - STARTER, SIZE 2, 120 VOLT, WESTINGHOUSE No. A201K2CA, SPRECHER & SCHUH No. CATN7-43-120-FFD (0861610) DELIVER TO: EB SEWERAGE WAREHOUSE 4901 JEFFERSON HWY, SUITE C JEFFERSON, LA 70121	\$ 619.00	\$ 2,476.00
			* QUOTING - SPRECHER + SCHUH CAT# CATN7-37-120-FED		
			** QUOTING TCP CAT# TWP02DB1CCTPC		
			*** QUOTING WORLD WIDE ELECTRIC CAT# PENNE 1-18-143T		


SPEC SHEETS ATTACHED

NEMA Sized Open and Enclosed Contactors and Non-Combination Motor Starters

NEMA Starters

Built to your specifications and ready to install

ITEM #1



Sprecher + Schuh magnetic motor starters are intended to eliminate the purchase and assembly of a separate contactor, overload relay and associated wiring. When purchased with an enclosure, the starters are mounted and ready to install on receipt.

Starting with the best

At the heart of all Sprecher + Schuh NEMA sized magnetic motor starters is the CATN7 line of motor starters. Each starter proudly displays the NEMA size (00, 0, 1, 2, or 3) and HP at applied voltage. This line of starters is designed to meet rigid consultant specifications for NEMA starters.

Top line protection...

NEMA labeled magnetic starters are equipped with Sprecher + Schuh's premium CEP7 solid state overload relay standard. Unlike traditional overload relays that indirectly sense motor current through heater elements, CEP7 solid state overload relays measure motor current directly through integrated current transformers and on board electronics. The electronics provide numerous advantages over electromechanical relays. Alternatively, the CT7N Thermal Overload Relay may also be selected.


The right enclosure... whatever the application

Sprecher + Schuh's line of NEMA style starters can be purchased pre-installed in a variety of standard enclosures. Cataloged enclosures include:

- | | |
|---------|---------------------------------|
| Type 1 | General Purpose |
| Type 12 | Industrial Dusttight |
| Type 3R | Raintight (outdoor) |
| Type 4 | Watertight |
| Type 4X | Watertight, Corrosion Resistant |




Type 1




Type 3R



Type 4



Type 4X



Even though these are the most popular enclosure types for most industrial applications, we can house any starter in a custom enclosure of your choosing.

Quality enclosures ensure the highest confidence

Sprecher + Schuh only sources enclosures from name brand manufacturers, ensuring the highest quality. We primarily use enclosures that meet UL Standards, i.e., Type 1, Type 3R, etc., however, we can also source other enclosures at your request. Enclosures are sized first to accommodate the depth of the contactor and offer sufficient electrical clearances to satisfy UL.

Add a variety of modifications

If you need a larger enclosure than what is specified in our catalog, your sales representative and our Engineering department will work with you to customize any of our enclosed products to suit your exact specifications. Any combination of enclosure types, sizes, pilot devices, meters and other modifications can be combined to provide exactly the panel you need.

Three Phase, Non-Reversing CATN7

NEMA Size	Maximum Horsepower Three Phase				Aux. Contacts per Contactor ③		Open Type	Type 1 General Purpose	D I M	Type 12 [Type 3R ②] Industrial Dusttight	D I M
	200V	230V	460V	575V	NO	NC		Catalog Number		① Catalog Number	
00	1.5	1.5	2	2	1	0	CATN7-12-*◆	CATN7-12-*◆-G0	A	CATN7-12-*◆-D0	L
0	3	3	5	5	1	0	CATN7-16-*◆	CATN7-16-*◆-G0	A	CATN7-16-*◆-D0	L
1	7.5	7.5	10	10	1	0	CATN7-37-*◆	CATN7-37-*◆-G0	A	CATN7-37-*◆-D0	L
2	10	15	25	25	1	0	CATN7-43-*◆	CATN7-43-*◆-G0	A	CATN7-43-*◆-D0	L
3	25	30	50	50	1	0	CATN7-85-*◆	CATN7-85-*◆-G0	B	CATN7-85-*◆-D0	M

NEMA Size	Maximum Horsepower Three Phase				Aux. Contacts per Contactor ③		Type 4 Watertight	D I M	Type 4X Watertight Corrosion Resistant Non-metallic	D I M
	200V	230V	460V	575V	NO	NC	Catalog Number		① Catalog Number	
00	1.5	1.5	2	2	1	0	CATN7-12-*◆-W0	N	CATN7-12-*◆-C0	S1
0	3	3	5	5	1	0	CATN7-16-*◆-W0	N	CATN7-16-*◆-C0	S1
1	7.5	7.5	10	10	1	0	CATN7-37-*◆-W0	N	CATN7-37-*◆-C0	U1
2	10	15	25	25	1	0	CATN7-43-*◆-W0	N	CATN7-43-*◆-C0	U1
3	25	30	50	50	1	0	CATN7-85-*◆-W0	O	CATN7-85-*◆-C0	U1

ITEM #1 CAT# CATN7-37-120-FED

NOTE: Catalog numbers and enclosure dimensions reflect contactors with AC coils. For DC coils, select Coil Code from the DC Coil Code table on page C104 and follow the instructions for modifying catalog numbers.

Ordering Instructions

Specify Catalog Number	
Replace (*) with Coil Code	See page C104
Replace (◆) with O/L Relay	See pages C105-C106
Factory Modifications available	See pages C107-C111

- ① Dimensional information starts on page C122.
- ② For Type 3R outdoor applications, replace "D" in catalog number with an "R". Dimensions may change. For example number CATN7-37-*◆-D0 becomes CATN7-37-*◆-R0. Price remains the same.
- ③ Contactors are equipped with number and type of auxiliaries indicated. See page C108 to order additional or different auxiliary contacts.

A.C. Coil Codes & Voltage Ranges ①⑤

All catalog numbers, list prices and enclosure dimensions in the previous section reflect contactors with AC coils. If necessary, add the appropriate price adder to the list price for each coil required as shown in the online catalog. Remember that reversing applications require two coils. Price Adder x 2.

A.C. Coil Codes (Replace "*" in cat.# with coil code)	CA7-9 thru CA7-97 CAN7-12...85	
	50 Hz	60 Hz
24Z	24V	24V
120	110V	120V
220W ②	200-220V	208-240V
277	240V	277V
415	400-415V	~
480	440V	480V
600	550V	600V

D.C. Coil Codes & Voltage Ranges ①⑤

For starters with DC coils, select Coil Code from the table below. Remember that reversing applications require two coils (Price Adder x 2). Starter catalog numbers must be modified when using DC coils. For example: For **CAT7-9...55** contactors, add an "E" to catalog number for Electronic DC Coils. i.e.: CAT7-9... becomes CAT7-9E... For **CAT7-60...97** contactors, add a "D" to catalog number. i.e.: CAT7-60... becomes CAT7-60D...

D.C. Coil Codes (Replace "*" in cat.# with coil code)	③ CA7-9E...37E CAN7-12E...37E	⑥ CA7-43E ...55E CAN7-43E	④ CA7-60D...97D CAN7-85D
	CA7 Code	CA7 Code	CA7 Code
	Voltage	Voltage	Voltage
12E	12VDCE	12VDCE	~
24E	24VDCE	24VDCE	~
24DD	~	~	24VDC
36E	36-48VDCE	36-48VDCE	~
48E	48-72VDCE	48-72VDCE	~
110E	110VDCE	110VDCE	~
110DD	~	~	110VDC
~	~	~	~
220E	220VDCE	220VDCE	~
250DD	~	~	250VDC

CAT9 AC/DC Coil Codes and Voltage Ranges ②③⑤

Electronic Coils	V	24-60V	48-130V	100-250V	250-500V
		(Replace "*" in cat.# with coil code)			
CA9-116...370	AC/DC	24W	48W	120W	480W
CA9-116-EI...370-EI	AC/DC with PLC Input	~	~	120W	480W
CA9-400-EI...750-EI		24W ⑦	48W	120W	480W
CA9-860-EI...1060-EI		~	~	120W	~
CA9-1260-EI		24W ⑦	48W	120W	480W
CA9-2050-EI...2650-EI		~	~	120W	~

① Only the most common coils are shown here. Other coil voltages may be available. Refer to Contactor Renewal Parts in Section A of this catalog, or contact your nearest Sprecher + Schuh sales office.

② Wide range coil.

③ "EI" designates contactor coil with PLC input. Selections CA9-116...370 with "EI" requires use of control logic on terminals 1, 2, 3. CA9-400 contactors and larger include an integral switch to select use of "EI".

④ "DD" coils are standard for CA7-60D...97D.

⑤ Reversing applications require two coils. Add appropriate price adder(s) to list price of enclosed contactors and starters. Remember to add price for each coil required.

⑥ CA7-9E...55E electronic coils are not interchangeable with non-electronic DC or AC coils.

⑦ This coil range is 24-60V DC only.

CA7 Contactor with CEP7 Overload Relay ③④

For use with contactor...	Amp Range	Overload Relay Code (◆)	Catalog Number (of Overload Relay)
1-Phase & 3-Phase / Manual reset / Class 10&20			
CA7-9...CA7-23	0.1...0.5	1EAB	CEP7-1EEAB
	0.2...1.0	1EBB	CEP7-1EEBB
	1.0...5.0	1ECB	CEP7-1EECB
	3.2...16	1EDB	CEP7-1EEDB
	5.4...27	1EEB	CEP7-1EEEB
CA7-30...CA7-55	1.0...5.0	FCP	CEP7-1EFCP ①
	3.6...16	FDP	CEP7-1EFDP ①
	5.4...27	1EED	CEP7-1EEED
	11...55	1EFD	CEP7-1EEFD
CA7-60...97	20...100	1EGE	CEP7-1EEGE
1-Phase & 3-Phase / Auto or Manual / Adj. Trip Class 10...30			
CA7-9...CA7-23	0.1...0.5	FAB	CEP7-1EFAB
	0.2...1.0	FBB	CEP7-1EFBB
	1.0...5.0	FCB	CEP7-1EFCB
	3.2...16	FDB	CEP7-1EFDB
	5.4...27	FEB	CEP7-1EFEB
CA7-30...CA7-55	1.0...5.0	FCP	CEP7-1EFCP ①
	3.2...16	FDP	CEP7-1EFDP ①
	5.4...27	FED	CEP7-1EFED
	11...55	FFD	CEP7-1EFFD
CA7-55	11...55	FFD	CEP7-1EFFD
CA7-60...CA7-97	5.4...27	FEP	CEP7-1EFEP ①
	11...55	FFP	CEP7-1EFFP ①
CA7-60...97	20...100	FGE	CEP7-1EFGE

CA9 Contactor with Overload Relay ②

Directly Mounts to Contactor... ②	Adj. Range (A)	Overload Relay Code (◆)	CT Ratio	Catalog Number (of Overload Relay)
Automatic or Manual Reset for 3-Phase Applications Adjustable Trip Class 10, 15, 20 & 30				
CA9-116...146	30...150	9IP ③	~	CEP9-ESM-I-146-200 CEP9-EIO... CEP9-ECM-PCM
		9IGP ③		CEP9-ESM-IG-146-200 CEP9-EIOGP... CEP9-ECM-PCM
		9VIGP ③		CEP9-ESM-VIG-146-200 CEP9-EIOGP... CEP9-ECM-PCM
CA9-190...205	40...200	9IP ③	~	CEP9-ESM-I-205-200 CEP9-EIO... CEP9-ECM-PCM
		9IGP ③		CEP9-ESM-IG-205-200 CEP9-EIOGP... CEP9-ECM-PCM
		9VIGP ③		CEP9-ESM-VIG-205-200 CEP9-EIOGP... CEP9-ECM-PCM
CA9-265...305		CT3	300:5	③
CA9-370...580		CT6	600:5	③
CA9-750...1060		~		Refer to Factory

Special Notes:

Wye-Delta Starters - First multiply motor full load current by 58%. Then, using this figure, select appropriate Overload Relay Code from tables above.

Part Winding Starters - First multiply motor full load current by 50%. Then, using this figure, select appropriate Overload Relay Code from tables above.

Variable Frequency Drives - CEP7 solid state overload relays cannot be utilized on VFDs or Softstarters with Braking option.

- ① Engineered solution is a pass-thru model overload. No direct contactor mounting for this selection is available within the CEP7-1EE/1EF series.
- ② This reference is not intended to be a guide for selecting contactors. Size overload relays using the full load current of the motor.
- ③ The reset time of a CEP7 set in the automatic mode is approximately 180 seconds.

- ④ CEP7 Overload relays do not work with Variable Frequency Drives or any Sprecher + Schuh Softstarter with braking options.
- ⑤ Utilizes UL approved Current Transformers and a CEP7-1EF_Z overload relay. For CE approved Current Transformers – refer to factory.
- ⑥ The letter "P" designates the parameter configuration module and can be changed to an "E" to represent the use of Ethernet/IP communication module.