



## **SOLTUS® 450** Mobile Digital X-Ray System

Bold Performance.  
Compact Footprint.

Today's mobile X-Ray environment requires optimal efficiency at point of care — without sacrificing image quality. Meet the SOLTUS 450. This feature-rich, smart, compact system provides superior productivity, mobility, storage, and positioning for a variety of imaging environments.

### **Power-Packed Functionality**

The small footprint of the SOLTUS 450 is packed full of operator-friendly features. Generous power and performance is made possible with the standard 40kW generator. Pressure sensitive steering and the telescoping column provide exceptional maneuverability. The SOLTUS 450 also provides confident and safe point of care imaging with considerations such as its LED status indicator light and front area storage that keeps detectors secure when the unit is not in use.

### **Seamless Workflow**

The wide array of SOLTUS 450 features that take your workflow further.


- Exclusive Distributed Antenna System\* optimizes wireless range
- Detector charging and storage
- Smart card system power and login
- Secondary drive controls on collimator handles allow fine positioning without the need to return to main console
- Enhanced Workflow Package\* offers access to hospital HIS/RIS/PACS systems at point of care for fast exams

\*Patented

### **Compact and nimble to seamlessly navigate within various clinical areas**



# Robust functionality within a compact design



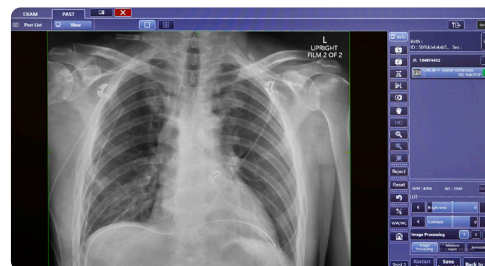
## Industry-Leading Technology

SOLTUS 450 delivers excellent image quality and signature flat panel detector technology customers expect from Canon Medical.

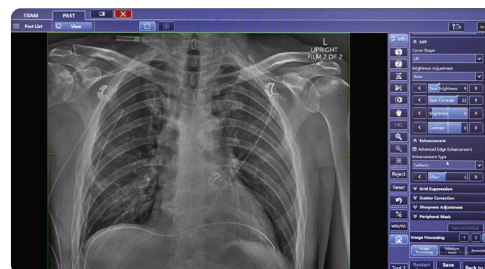
## Robust Software Functionality Comes Standard

- Efficient, single-click image processing for accurate viewing of PICC lines, catheters, etc.
- Supports Free Image Rotation enabling functionality to rotate images to any angle for optimal viewing.
- Advanced Edge Enhancement well suited for soft tissue injuries and foreign bodies
- Scatter Correction Feature reduces effect of scatter on non-grid exams
- Perform stitching\* exams with the SOLTUS 450 and CXDI Control Software NE (up to 4 images)

\* Manual stitching software is included as standard



Chest AP view with conventional image processing.



Chest AP Advanced Edge Enhancement processing applied.

Follow us: <https://us.medical.canon>



@CanonMedicalUS



Canon Medical Systems USA, Inc.



+CanonMedicalUS

# Canon

CANON MEDICAL SYSTEMS USA, INC.

<https://us.medical.canon> | 2441 Michelle Drive, Tustin CA 92780 | 800.421.1968

©Canon Medical Systems, USA 2021. All rights reserved. Design and specifications are subject to change without notice.  
Made for Life is a trademark of Canon Medical Systems Corporation. YouTube logo is a trademark of Google Inc. TWITTER, TWEET, RETWEET and the Twitter logo are trademarks of Twitter, Inc. or its affiliates. LinkedIn, the LinkedIn logo, the IN logo and InMail are registered trademarks or trademarks of LinkedIn Corporation and its affiliates in the United States and/or other countries.

XRCSS13562US

*Made For life*