



# Sheriff Mike Tregre

ST. JOHN THE BAPTIST PARISH

## INVITATION TO BID UNIFORMS & ACCESSORIES

COMPLETE IN INK:

Bidder Information:

BUSINESS NAME: A.P.E., INC.

BUSINESS TAX ID NO: 72-1087208

BUSINESS ADDRESS: 9015 AIRLINE Hwy

BUSINESS CITY, STATE & ZIP CODE: NEW ORLEANS, LA 70118

BUSINESS PHONE: 504-482-6390 BUSINESS FAX: 504-482-6398

BUSINESS E-MAIL: CHARLIE @ APE INC, US

BY: \_\_\_\_\_

SIGNATURE

CHARLES A. HEWLETT

PRINT NAME

VICE PRESIDENT, DIRECTOR

PRINT TITLE

6-26-13

DATE

Bid is valid for ninety days after the bid deadline.

**IMPORTANT NOTE:** When completing your bid, do not alter bid form or attach forms which may contain specifications that may conflict with those listed in the St. John Parish Sheriff's Office bid documents(s). Inclusion of additional specifications such as those which may be on your company's standard forms shall result in your bid being declared non-responsive as these channels will be considered a counteroffer to this bid.

1801 W. Airline Hwy. • P.O. Box 1600 • LaPlace, LA 70069

Office: (985) 652-9513 • [www.stjohnsheriff.org](http://www.stjohnsheriff.org)

**Tom Schedler**  
**Secretary of State**

**State of  
Louisiana  
Secretary of  
State**



**COMMERCIAL DIVISION**  
**225.925.4704**

Fax Numbers  
225.932.5317 (Admin. Services)  
225.932.5314 (Corporations)  
225.932.5318 (UCC)

---

Name	Type	City	Status
A.P.E., INC.	Business Corporation	NEW ORLEANS	Active

**Previous Names**

4823 EARTHART, INC. (Changed: 9/1/1998)

**Business:** A.P.E., INC.

**Charter Number:** 34220828D

**Registration Date:** 10/20/1986

**State Of Origin:**

**Domicile Address**

9015 AIRLINE HWY.

NEW ORLEANS, LA 70118-2517

**Mailing Address**

9015 AIRLINE HWY.

NEW ORLEANS, LA 70118-2517

**Status**

**Status:** Active

**Annual Report Status:** In Good Standing

**File Date:** 10/20/1986

**Last Report Filed:** 9/24/2012

**Type:** Business Corporation

**Registered Agent(s)**

<b>Agent:</b>	ERNEST A. BURGUIERES, III
<b>Address 1:</b>	631 ST. CHARLES AVENUE
<b>City, State, Zip:</b>	NEW ORLEANS, LA 70130
<b>Appointment Date:</b>	10/20/1986

**Officer(s)**

**Additional Officers: No**

<b>Officer:</b>	BELINDA COMBOY
<b>Title:</b>	President
<b>Address 1:</b>	9015 AIRLINE HWY.

**City, State, Zip:** NEW ORLEANS, LA 70118-2517**Officer:** CHARLES A. HEWLETT**Title:** Director, Vice-President**Address 1:** 9015 AIRLINE HWY.**City, State, Zip:** NEW ORLEANS, LA 70118-2517

## Amendments on File (1)

Description	Date
Name Change	9/1/1998

[Print](#)

**BID INSTRUCTIONS**  
**ADDENDUM & REPLACEMENT FORM 2**

This addendum replaces the original Bid Instructions and Bid Pricing Forms for Uniforms & Accessories. This addendum will list the Manufacturer's part numbers for all items in the Bid Pricing Form.

ALL BIDDERS SHALL USE THE BID INSTRUCTIONS ADDENDUM & REPLACEMENT FORM 2.

ALL BIDDERS SHALL DISREGARD THE ORIGINAL BID INSTRUCTIONS AND BID PRICING FORMS FOR UNIFORMS & ACCESSORIES, pages 1-5.

This bid is an all or none bid. St. John the Baptist Parish Sheriff's Office reserves the right to rejected any bid that fails to meet the attach Specifications. The St. John the Baptist Parish Sheriff's Office shall make the final determination as to the definition of any specifications set forth in this bid package. The St. John the Baptist Parish Sheriff's Office shall make the final decision on the acceptance of the bid after final review of all bids. The Sheriff's Office reserves the right to accept or deny option year 1 or option year 2.

Failure to satisfy instructions may render bids non-responsive and remove them from the competition. Bid submissions are Sheriff's Office Property. All bids remain valid for 90 days after the bid opening.

**PROPRIETARY PURHCASE**

This bid is proprietary; no substitution of the below brand manufacturers will be accepted.

FECHHEIMER  
PROPPER  
ARGOS  
OLYMPIC  
NEESE  
OUTDOOR  
SAMUEL BROOME  
PREMIER  
EDWARDS  
SAI  
PERFECT FIT  
BLACKINTON

## SUBMISSION PACKAGE

SEALED ENVELOPE bearing the bidders name. Bidders should submit bids according to means that produce a written proof of delivery.

## REQUIRED CONTENTS

TYPE OR PRINTED BID bearing original signature in ink by the bidder or authorized representative, on the bid form provided.

If someone other than a corporate officer signs for the bidder/contractor, a copy of a corporate resolution or other signature authorization shall be required for submission of bid. Failure to include a copy of the appropriate signature authorization, may result in the rejection of the bid.

## AWARD OF BID

The Sheriff's Office will open the bids in public on Thursday, June 27, 2013 at 10:00 a.m. located at 1801 West Airline Hwy. Laplace, Louisiana 70068. Award of the bid shall take place after complete review of all bidder's documents.

## POINT OF CONTACT

Direct inquiries to: Chief Civil Deputy Jeffery Clement ([jeff.clement@stjohnsheriff.org](mailto:jeff.clement@stjohnsheriff.org)) or Major Steven Guidry, 1801 West Airline Hwy. Laplace, Louisiana 70068 (985) 652-9513 during business hours 8:30 a.m. till 4:30 p.m.

## GENERAL INFOMRATION

Contractors must receive an approved purchase order form the Sheriff's Office prior to acceptance and processing of all orders. Only the Sheriff's designee has the authority to place orders. The Sheriff's Office reserves the right to cancel purchases orders within 10 business days after issuance. The Sheriff's Office may place multiple purchase orders throughout the period of the contract.

All shipping and or freight cost to point of delivery to St. John Parish Sheriff's Office shall be included in the submitted cost per unit price.

## BID PRICING FORM UNIFORMS & ACCESSORIES

ALL ITEMS ARE UNIT PRICE (INDIVIDUALLY): Must include ½ sizes.

ITEMS:	BASE YEAR	OPTION YEAR 1	OPTION YEAR 2
MEN'S LONG SLEEVE PATROL SHIRT: (Manufacturer) Fechheimer Part# 35W7845Z			
Size: 14"-18 ½"	\$ <u>\$42.10</u>	\$ <u>\$42.10</u>	\$ <u>\$42.10</u>
Size: 19"-22 ½"	\$ <u>\$63.85</u>	\$ <u>\$63.85</u>	\$ <u>\$63.85</u>
MEN'S LONG SLEEVE CORRECTIONS SHIRT: (Manufacturer) Fechheimer Part # 35W5435Z			
Size: 14"-18 ½"	\$ <u>\$33.17</u>	\$ <u>\$33.17</u>	\$ <u>\$33.17</u>
Size: 19"-22 ½"	\$ <u>\$43.12</u>	\$ <u>\$43.12</u>	\$ <u>\$43.12</u>
MEN'S SHORT SLEEVE PATROL SHIRT: (Manufacturer) Fechheimer Part # 85R7845Z			
Size: 14"-18 ½"	\$ <u>\$40.76</u>	\$ <u>\$40.76</u>	\$ <u>\$40.76</u>
Size: 19"-22 ½"	\$ <u>\$52.98</u>	\$ <u>\$52.98</u>	\$ <u>\$52.98</u>
MEN'S SHORT SLEEVE CORRECTIONS SHIRT: (Manufacturer) Fechheimer Part# 85R5435z			
Size: 14"-18 ½"	\$ <u>\$29.19</u>	\$ <u>\$29.19</u>	\$ <u>\$29.19</u>
Size: 19"-22 ½"	\$ <u>\$37.94</u>	\$ <u>\$37.94</u>	\$ <u>\$37.94</u>
WOMEN'S SHORT SLEEVE PATROL SHIRT: (Manufacturer) Fechheimer Part # 176R7845Z			
Size: 30"-46"	\$ <u>\$37.54</u>	\$ <u>\$37.54</u>	\$ <u>\$37.54</u>
Size: 48"-54"	\$ <u>\$48.81</u>	\$ <u>\$48.81</u>	\$ <u>\$48.81</u>

## BID PRICING FORM UNIFORMS & ACCESSORIES

ALL ITEMS ARE UNIT PRICE (INDIVIDUALLY): Must include ½ sizes.

ITEMS:	BASE YEAR	OPTION YEAR 1	OPTION YEAR 2
WOMEN'S LONG SLEEVE PATROL SHIRT: (Manufacturer) Fechheimer Part# 126R7845Z			
Size: 30"-46"	\$ <u>\$42.10</u>	\$ <u>\$42.10</u>	\$ <u>\$42.10</u>
Size: 48"-54"	\$ <u>\$54.73</u>	\$ <u>\$54.73</u>	\$ <u>\$54.73</u>
WOMEN'S SHORT SLEEVE CORRECTIONS SHIRT (Manufacturer) Fechheimer Part # 176R5435Z			
Size: 30"-46"	\$ <u>\$29.19</u>	\$ <u>\$29.19</u>	\$ <u>\$29.19</u>
Size: 48"-54"	\$ <u>\$37.94</u>	\$ <u>\$37.94</u>	\$ <u>\$37.94</u>
WOMEN'S LONG SLEEVE CORRECTIONS SHIRT (Manufacturer) Fechheimer Part # 126R5435Z			
Size: 30"-46"	\$ <u>\$33.17</u>	\$ <u>\$33.17</u>	\$ <u>\$33.17</u>
Size: 48"-54"	\$ <u>\$43.12</u>	\$ <u>\$43.12</u>	\$ <u>\$43.12</u>
MEN'S TROUSERS: (Manufacturer) Fechheimer Part # TRO70			
Size: 28"- 42"	\$ <u>\$42.71</u>	\$ <u>\$42.71</u>	\$ <u>\$42.71</u>
Size: 44"- 50"	\$ <u>\$46.99</u>	\$ <u>\$46.99</u>	\$ <u>\$46.99</u>
Size: 52"- 50"	\$ <u>\$51.26</u>	\$ <u>\$51.26</u>	\$ <u>\$51.26</u>
Size: 56"- 60"	\$ <u>\$55.53</u>	\$ <u>\$55.53</u>	\$ <u>\$55.53</u>

## BID PRICING FORM UNIFORMS & ACCESSORIES

ALL ITEMS ARE UNIT PRICE (INDIVIDUALLY): Must include ½ sizes.

ITEMS:	BASE YEAR	OPTION YEAR 1	OPTION YEAR 2
WOMEN'S TROUSER: (Manufacturer) Fechheimer Part # TRO70WT			
Size: 2" - 18"	\$ <u>\$42.71</u>	\$ <u>\$42.71</u>	\$ <u>\$42.71</u>
Size: 20" - 24"	\$ <u>\$46.99</u>	\$ <u>\$46.99</u>	\$ <u>\$46.99</u>
Size: 26" - 28"	\$ <u>\$51.26</u>	\$ <u>\$51.26</u>	\$ <u>\$51.26</u>
MEN'S COAT: (Manufacturer) Fechheimer Part # 59130WP			
Size: XS - XL (Reg or Long)	\$ <u>\$113.29</u>	\$ <u>\$113.29</u>	\$ <u>\$113.29</u>
Size: 2XL (Reg or Long)	\$ <u>\$124.61</u>	\$ <u>\$124.61</u>	\$ <u>\$124.61</u>
Size: 3XL (Reg or Long)	\$ <u>\$135.94</u>	\$ <u>\$135.94</u>	\$ <u>\$135.94</u>
Size: 4XL (Reg or Long)	\$ <u>\$147.27</u>	\$ <u>\$147.27</u>	\$ <u>\$147.27</u>
Size: XL (Reg or Long) (5XL)	\$ <u>\$147.27</u>	\$ <u>\$147.27</u>	\$ <u>\$147.27</u>
MEN'S HONOR GUARD COAT: (Manufacturer) Fechheimer Part# SAM1CO242B			
Size: 34" - 58"	\$ <u>\$642.86</u>	\$ <u>\$642.86</u>	\$ <u>\$642.86</u>
MEN'S HONOR GUARD TROUSERS: (Manufacturer) Fechheimer Part # SAMTRO836B			
Size: 28" - 54"	\$ <u>\$127.14</u>	\$ <u>\$127.14</u>	\$ <u>\$127.14</u>



## BID PRICING FORM UNIFORMS & ACCESSORIES

ALL ITEMS ARE UNIT PRICE (INDIVIDUALLY): Must include ½ sizes.

ITEMS:	BASE YEAR	OPTION YEAR 1	OPTION YEAR 2
TACTICAL SWAT COMBAT SHIRT: (Manufacturer) Tru-Spec Part # 2585 / Multi Cam Color			
Size: XS – 3XL Reg	\$ <u>\$68.43</u>	\$ <u>\$68.43</u>	\$ <u>\$68.43</u>
Size: Med Long – 2XL Long	\$ <u>\$73.28</u>	\$ <u>\$73.28</u>	\$ <u>\$73.28</u>
TACTICAL / SWAT BASE LAYER SHIRT (Manufacturer) Tru-Spec Part # 2535 / Multi Cam Color			
Size: XS – 3XL Reg	\$ <u>\$68.43</u>	\$ <u>\$68.43</u>	\$ <u>\$68.43</u>
Size: Med Long – 2XL Long	\$ <u>\$73.28</u>	\$ <u>\$73.28</u>	\$ <u>\$73.28</u>
TACTICAL SWAT PANTS (Manufacturer) Tru-Spec Part # 1215 / Multi Cam Color			
Size: XS – 5XL (Reg)	\$ <u>\$68.43</u>	\$ <u>\$68.43</u>	\$ <u>\$68.43</u>
Size: S – 3XL (Long)	\$ <u>\$73.28</u>	\$ <u>\$73.28</u>	\$ <u>\$73.28</u>
TACTICAL DRESS SHIRT BDU: (Manufacturer) Proper Short Sleeve Part # F531150450			
Size: XS-4XL Reg	\$ <u>\$26.17</u>	\$ <u>\$26.17</u>	\$ <u>\$26.17</u>
TACTICAL DRESS SHIRT BDU: (Manufacturer) Proper Long Sleeve Part # F531250450			
Size: XS-4XL Reg & S-3XL Long	\$ <u>\$32.77</u>	\$ <u>\$32.77</u>	\$ <u>\$32.77</u>

## BID PRICING FORM UNIFORMS & ACCESSORIES

ALL ITEMS ARE UNIT PRICE (INDIVIDUALLY): Must include ½ sizes.

ITEMS:	BASE YEAR	OPTION YEAR 1	OPTION YEAR 2
LIGHTWIEGHT TACTICAL TROUSER (Manufacturer) Proper Part # F524350450			
Size: 28" – 54"	\$ <u>32.77</u>	\$ <u>\$32.77</u>	\$ <u>\$32.77</u>
MEN'S COATS: (DRESS) (Manufacturer) Fechheimer Part # 34880			
Size: 34" – 50" (Reg or Long)	\$ <u>\$214.71</u>	\$ <u>\$214.71</u>	\$ <u>\$214.71</u>
Size: 52" – 54" (Reg or Long)	\$ <u>\$236.19</u>	\$ <u>\$236.19</u>	\$ <u>\$236.19</u>
Size: 56" – 58" (Reg or Long)	\$ <u>\$257.66</u>	\$ <u>\$257.66</u>	\$ <u>\$257.66</u>
Size: 48" 52" (X Long)	\$ <u>\$257.66</u>	\$ <u>\$257.66</u>	\$ <u>\$257.66</u>
Size: 54" 56" (X Long)	\$ <u>\$279.13</u>	\$ <u>\$279.13</u>	\$ <u>\$279.13</u>
Size: 60" (Reg or Long)	\$ <u>\$279.13</u>	\$ <u>\$279.13</u>	\$ <u>\$279.13</u>
MEN'S TROUSER (Manufacturer) Fechheimer Part # 32278			
Size: 28" – 42"	\$ <u>\$68.14</u>	\$ <u>\$68.14</u>	\$ <u>\$68.14</u>
Size: 44" – 50"	\$ <u>\$74.96</u>	\$ <u>\$74.96</u>	\$ <u>\$74.96</u>
Size: 52" – 54"	\$ <u>\$81.77</u>	\$ <u>\$81.77</u>	\$ <u>\$81.77</u>
Size: 56" – 58"	\$ <u>\$88.59</u>	\$ <u>\$88.59</u>	\$ <u>\$88.59</u>
MOTORMEN BREECHES: (Manufacturer) Argos Part # 909 Custom Size/ one price	\$ <u>\$185.71</u>	\$ <u>\$185.71</u>	\$ <u>\$185.71</u>

## BID PRICING FORM UNIFORMS & ACCESSORIES

ALL ITEMS ARE UNIT PRICE (INDIVIDUALLY): Must include ½ sizes.

ITEMS:	BASE YEAR	OPTION YEAR 1	OPTION YEAR 2
BICYCLE SHORT SLEEVE SHIRT: (Manufacturer) Olympic Part # CMA252 Custom Size: one price	\$ <u>\$101.43</u>	\$ <u>\$101.43</u>	\$ <u>\$101.43</u>
BICYCLE SHORTS: (Manufacturer) Olympic Part # OHS147 Custom Size: one price	\$ <u>\$63.57</u>	\$ <u>\$63.57</u>	\$ <u>\$63.57</u>
BICYCLE PANTS: (Manufacturer) Olympic Part # OCP588 Custom Size: one price	\$ <u>\$111.43</u>	\$ <u>\$111.43</u>	\$ <u>\$111.43</u>
BICYCLE SLEEVE JACKET: (Manufacturer) Olympic Part # ONY673 Custom Size: one price	\$ <u>\$222.50</u>	\$ <u>\$222.50</u>	\$ <u>\$222.50</u>
RAIN COAT JACKET: (Manufacturer) Neese Part # 9102APK (Jacket) Part # 9102ET (Pants )  Size: Pant & Jacket Combo			
SM-2XL	\$ <u>\$91.89</u>	\$ <u>\$91.89</u>	\$ <u>\$91.89</u>
3XL-6XL	\$ <u>\$99.37</u>	\$ <u>\$99.37</u>	\$ <u>\$99.37</u>

# BID PRICING FORM UNIFORMS & ACCESSORIES

ITEMS:	BASE YEAR	OPTION YEAR 1	OPTION YEAR 2
BASEBALL CAP: (Manufacturer) Outdoor Part # AMW-100	\$ <u>\$9.64</u>	\$ <u>\$9.64</u>	\$ <u>\$9.64</u>
CLIP ON TIE WITH BH 3.0 X 20" (Manufacturer) Samuel Broome Part # 90043-61	\$ <u>\$3.14</u>	\$ <u>\$3.14</u>	\$ <u>\$3.14</u>
CLIP ON TIE WITH BUTTONHOLES 3.0 X 18" (Manufacturer) Samuel Broome Part # 90010-61	\$ <u>\$3.00</u>	\$ <u>\$3.00</u>	\$ <u>\$3.00</u>
BADGE: (Manufacturer) Premier Part # Custom Made	\$ <u>\$8.57</u>	\$ <u>\$8.57</u>	\$ <u>\$8.57</u>
PATCH & STAR BADGE EMBROIDERED: (Manufacturer) Premier Part # Custom Made	\$ <u>\$10.00</u>	\$ <u>\$10.00</u>	\$ <u>\$10.00</u>
WOMEN'S PANTS: (911 CENTER) (Manufacturer) Edwards Part # 8572-05 Size: 0-20	\$ <u>\$30.41</u>	\$ <u>30.41</u>	\$ <u>\$30.41</u>
Size: 22-24	\$ <u>\$36.50</u>	\$ <u>\$36.50</u>	\$ <u>\$36.50</u>
Size: 26-28	\$ <u>\$39.54</u>	\$ <u>\$39.54</u>	\$ <u>\$39.54</u>
SWEATER: (Manufacturer) SAI Part # 5955			
Size: SM-XL	\$ <u>\$32.86</u>	\$ <u>\$32.86</u>	\$ <u>\$32.86</u>
Size: 2XL-3XL	\$ <u>\$35.93</u>	\$ <u>\$35.93</u>	\$ <u>\$35.93</u>
Size: 4XL-5XL	\$ <u>\$40.29</u>	\$ <u>\$40.29</u>	\$ <u>\$40.29</u>

# BID PRICING FORM UNIFORMS & ACCESSORIES

ITEMS:	BASE YEAR	OPTION YEAR 1	OPTION YEAR 2
TIE TACS: (Manufacturer) Premier Part # Custom Made	\$ <u>\$2.69</u>	\$ <u>\$2.69</u>	\$ <u>\$2.69</u>
IDENTIFICATION WALLET: (Manufacturer) Perfect Fit Part # 716-PC	\$ <u>\$16.79</u>	\$ <u>\$16.79</u>	\$ <u>\$16.79</u>
NAME TAG BAR: (Manufacturer) Blackinton Part # J-1	\$ <u>\$8.71</u>	\$ <u>\$8.71</u>	\$ <u>\$8.71</u>
SERVING SINCE BAR: (Manufacturer) Blackinton Part # J-6	\$ <u>\$8.43</u>	\$ <u>\$8.43</u>	\$ <u>\$8.43</u>
S.O. / S.J. HAND ASSEMBLED COMBINATIONS/ (Manufacturer) Blackinton Part # 5 HIGH GLO Price Per Set	\$ <u>\$17.50</u>	\$ <u>\$17.50</u>	\$ <u>\$17.50</u>
Men's Power Stretch mesh Panel (Manufacturer ) Fechheimer Part # 92R7845Z			
Size: SM-2XL	\$ <u>\$45.90</u>	\$ <u>\$45.90</u>	\$ <u>\$45.90</u>
Size: 3XL-4XL	\$ <u>\$59.67</u>	\$ <u>\$59.67</u>	\$ <u>\$59.67</u>
Women's Power Stretch mesh panel (Manufacturer ) Fechheimer Part # 192R7845Z			
Size: 30"-46"	\$ <u>\$45.90</u>	\$ <u>\$45.90</u>	\$ <u>\$45.90</u>
Size: 48"-54"	\$ <u>\$59.67</u>	\$ <u>\$59.67</u>	\$ <u>\$59.67</u>

## INSTRUCTIONS

Bidders shall submit ALL uniform samples according to bid specifications to the St. John Parish Sheriff's Office by Friday July 5, 2013 for inspections.

Bidders shall submit sample of the Embroidery letter for Correctional Shirts to the St. John Parish Sheriff's Office by Friday July, 2013 for inspections.

These samples must meet the consistency, design and color of the uniforms and embroidery letters that is currently used by the St. John Parish Sheriff's Office.

Bidders must provide on-site sizing of officers upon request of each order.

Bidders who fail to meet the above requirements shall be disqualified from the bid process.

## **ADDENDUM SPECIFICATIONS FOR:**

Men's & Women's; Short and Long Sleeve Patrol Shirts.  
Men's & Women's Short and Long Sleeve Corrections Shirts.

### **PATROL SHIRTS:**

#### **FLAPS:**

Flap shall be color of shirt and shall be trimmed in mariner blue or navy blue, to match the color of blue on stripe of uniform pants; approximately 3/16" cordedge shall be served into outer edges of the flap. The pocket flap shall be bartacked prior to the flap being attached to the shirt. The bartack shall be about 1/4" in length. Flaps shall be die cut, creased and scalloped. Width shall be 1/8" wider than pocket (about 5 1/2"), length shall be 2 1/2" to 2 3/4" at longest point. Pencil division through left flap. Pencil division through right flap if right pocket pencil division option is taken. Shall be sewn approximately 1/4" above pocket opening. Shall be lined. Shall have button hole just above center point to accommodate Gold "S" shank and pen metal buttons.

#### **SHOULDER STRAPS (EPAULETS):**

Shall be die cut. Shall measure 1 7/8" to 2" at sleeve head and tapering to 1 1/2" to 1 5/8" respectively, with pointed ends. Length of straps to be graduated conforming to size of shirt. Shall be sewn in at sleeve head seam. Straps are not to be "X" stitched or boxed stitched. Shirts with "X"ed stitched traps will cause disqualification. The purpose is to accommodate shoulder boards. Button holes are to be made at end of strap to accompany a Gold "S" metal button shank. Note: Button cover options applies here as well.

#### **CLOTH SHOULDER PROTECTION FOR METAL BUTTON:**

Shirt shall come standard with shoulder cloth protection. Shoulder protection shall be a reinforcement of self cloth, doubled, approximately 1" wide by 2 1/4" long that is to be stitched to yoke and or collar seam so as to prevent shank of metal button on shoulder straps from digging into wearer's shoulder.

**BUTTONS:** Front button shall be of first quality and in a matching color of shirt. Size shall be standard size shirt buttons. Must be able to withstand excess wear and laundering. Gold "S" metal buttons with shank and pen shall be used on shoulder straps and pocket flaps unless button cover option is used.

### **CORRECTIONS SHIRTS:**

Collars are embroidered with .45 block letters in #5552 navy thread SJ SO. X stitch removed from epaulets.

Name tapes 1/2" x 5" made of 100% polyester cloth fabric. Thread colors Gold #1727 Silver #0131.

#### **NOTE:**

Vendor shall have embroidery machine at business location in order to expedite orders and to maintain consistency of lettering. Vendor must specify in the bid package that the embroidery machine is located on the business premise. Site verification shall be done prior to awarding of bid. The complete bid package is an all or none bid.

MEN'S SHIRT SPECIFICATIONS  
LONG SLEEVE PATROL SHIRTS

FABRIC:

Content:

100% Textured Polyester with Visa System 3

Weight:

7.0 to 7.5 oz. / linear yard

COLOR:

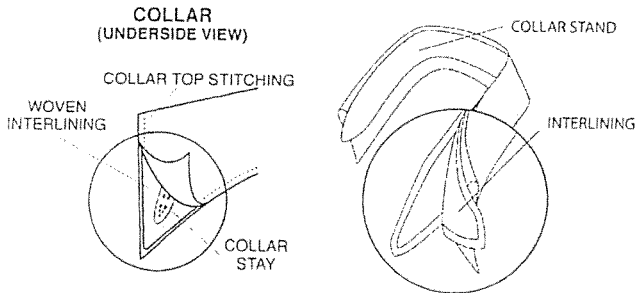
Medium Blue

STYLE:

To be Flying Cross Model 35W7845Z with zipper. Dress style, top center placket front, full cut tapered fit, banded collar, long sleeves with barrel cuffs, and dress shirttail. Two pleated breast pockets with topstitched scalloped flaps. Topstitched shoulder straps. Full badge reinforcement. Matching inside yoke and band of high lustre PolyTwill. Work wear industrial style shirt construction is unacceptable and shall be cause for rejection.

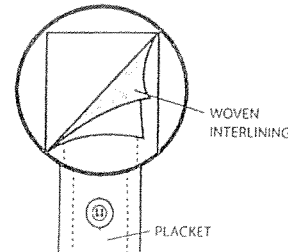
COLLAR & STAND:

Collar points to measure 3-1/8" long with ultrasonically fused-in Mylar stays. Collar to have woven interlining of #250 Dacron. Stays to be 3" long, 3/8" minimum width, and to be fused to under side of collar interlining. Stays applied directly to collar material itself unacceptable. Collar height at rear 1-1/2". Collar topstitched 1/4" off the edge. Collar stand to measure 1-5/16" at rear and band to be interlined with "Crease-N- Tack." Collar material itself (top or underside) shall have no fusing to Mylar stays or collar interlining.



FRONT:

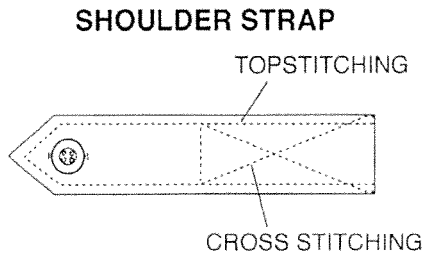
The left front shall have a top center placket 1-1/2" wide with two rows of stitches 7/8" apart. The shirt will have 7 buttons and buttonholes on the front; spacing between each will be 3-3/4" except the spacing between the neck button and the first button on the front, which will be approximately 3 1/4". Top center placket to have woven interlining of #250 Dacron. Non-woven interlining unacceptable and shall be cause for rejection. The fronts shall be joined to the yoke so that both raw edges of the yoke are turned under, with the front sandwiched between, and then all three are stitched down with a 1/16" raised stitch. Safety stitch joining unacceptable. With Zipper



SHOULDER STRAPS:

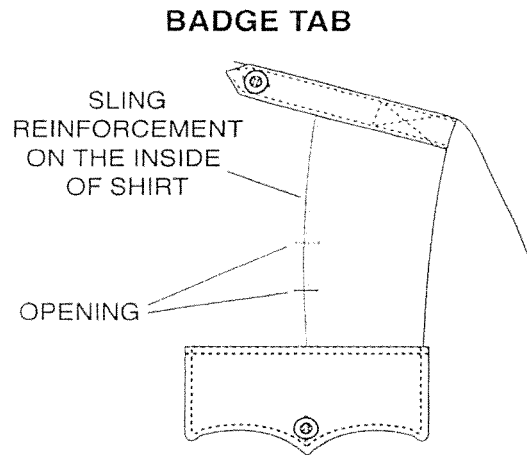


Shoulder straps to be two-piece pointed, 1/4" topstitched and to be set on yoke with leading topstitch conforming with front joining seam. To measure 2" at sleeve tapering to 1-3/8" and set not more than 1/2" from collar set seam. Cross-stitched approximately 2" from sleeve seam. Shoulder strap to have functional buttonhole to attach to sewn button on shoulder of shirt. Edge stitched shoulder strap construction unacceptable.



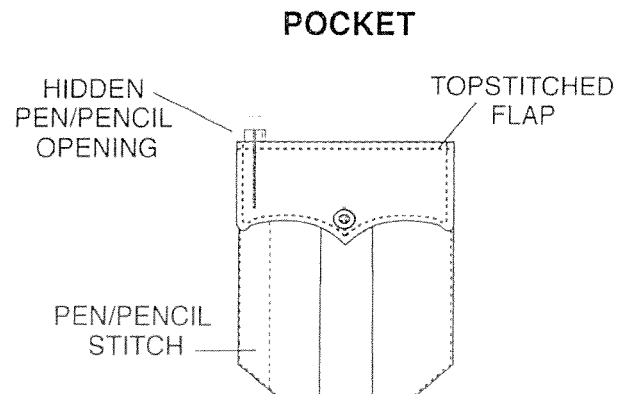
**BADGE REINFORCEMENT:**

Two-ply sling 1" wide centered over left pocket and stitched to shoulder seam and flap setting stitch. It shall have 2 (two) buttonhole eyelets 1-1/4" from top of pocket flap spaced 1-1/4" apart and centered on sling.



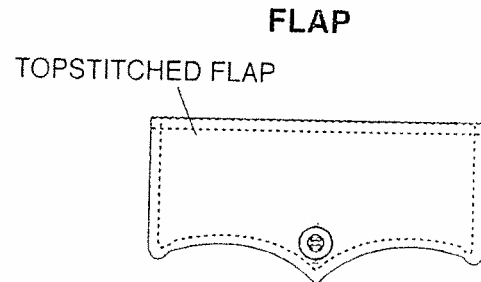
**POCKETS:**

Two breast patch pockets with mitered corners and 1-1/2" stitched pleats. Pleats shall be stitched top and bottom and full length of pleat to prevent spreading. Pocket to measure 5-5/8" wide, 6" deep. Left breast pocket to have 1- 1/2" pencil stitch. Each pocket to have hook Velcro, 3/4" long by 1/2" wide, positioned on both edges of pocket to correspond with outer scalloped flap points as specified. Velcro to be stitched all sides and to be sewn through pocket and shirt for added reinforcement.



FLAPS:

Two piece deep scalloped design to measure 5-7/8" across and 2-3/4" in depth at center point, 2-1/4" at sides. Secured to shirtfront approximately 3/8" above pocket. Left flap to have invisible pencil opening 1-1/2" to correspond precisely with pencil slot of pocket. (Stop & start stitching for pencil opening unacceptable and shall be cause for rejection.) Flaps to be 1/4" topstitched. Flaps to have woven interlining of #250 Dacron. Creased and edge stitched pocket flap construction unacceptable. Under side of the flap to have looped Velcro 3/4" long by 1/2" wide stitched all sides, positioned on outer points of both pocket flaps to secure with corresponding Velcro strips on shirt pocket. Each flap shall have a button centered on uncut sewn buttonhole.

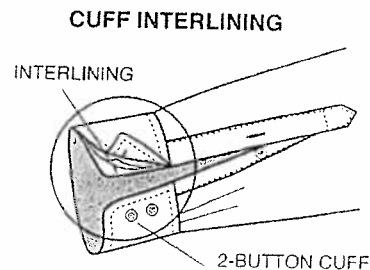


SLEEVES:

Sleeve vent shall be a minimum of 4-1/2" long with one-piece top and bottom facings. Facing to measure 1-1/8" wide point blocked at top.

CUFFS:

Two piece 1/2-inch hemmed cuff with 1/4" topstitching. Cuffs to measure 3" in depth with rounded corners (barrel cuffs). Cuffs to have two buttons and corresponding buttonholes set vertically with one button and buttonhole in center of facing. Cuffs to have woven interlining of #250 Dacron.



BUTTONS:

First grade 20-ligne melamine.

SEWING:

Collar, shoulder straps, pocket flaps and cuffs to be topstitched 1/4" off the edge. Sleeve inserting and side close felling seams are to be safety stitched.

THREAD:

All sewing threads to be color fast polyester wrap to match.

INTERLININGS:

Collar, cuffs, pocket flaps and top center to be interlined with #250 Dacron. Collar stand interlined with Crease-N-Tack.

MILITARY CREASES:

There shall be five stitched-in sharp military creases on all shirts. One crease on each front to be centered vertically. Front creases shall not be through pockets and flaps. Spacing for three military creases across shirt back to be proportionate to the size of the shirt.

CONSTRUCTION:

Collars, flaps and cuffs are made with conventional construction. Top ply, bottom ply and interlining are first stitched together, then turned right side out and finally topstitched.

STOCK SIZES:

Shirts must be available in the following sizes:

Sleeve lengths: 32-37 inches

Neck sizes: 14-1/2 to 18-1/2, 19, 20, 21, 22

MEN'S SHIRT SPECIFICATIONS  
LONG SLEEVE CORRECTIONS SHIRT

FABRIC:

Content:

65% Dacron Polyester / 35% Combed Cotton

Weight:

4.0 to 4.25 oz. / square yard

COLOR:

Marine Blue.

FABRIC FEATURE:

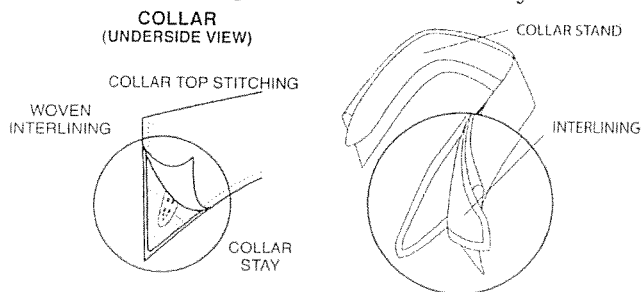
StainSmart® effectively repels spills and releases oily and ground-in stains while machine washing. This treatment will last for the life of the garment. Fabric has 8 – 12% Stretch.

STYLE:

To be Flying Cross Model 35W5435. Dress style, top center placket front, full cut tapered fit, banded collar, long sleeves with barrel cuffs, and dress shirttail. Two pleated breast pockets with topstitched scalloped flaps. Topstitched shoulder straps. Full badge reinforcement. Back to have a double yoke of shirting material. Work wear industrial style shirt construction is unacceptable and shall be cause for rejection.

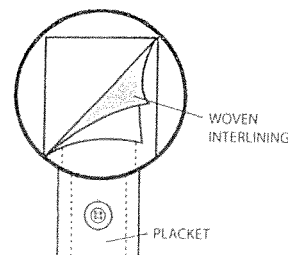
COLLAR & STAND:

Collar points to measure 3-1/8" long with ultrasonically fused-in Mylar stays. Collar to have woven interlining of #250 Dacron. Stays to be 3" long, 3/8" minimum width, and to be fused to under side of collar interlining. Stays applied directly to collar material itself unacceptable. Collar height at rear 1-1/2". Collar topstitched 1/8" off the edge. Collar stand to measure 1-5/16" at rear and band to be interlined with "Crease N Tack." Collar material itself (top or underside) shall have no fusing to Mylar stays or collar interlining.



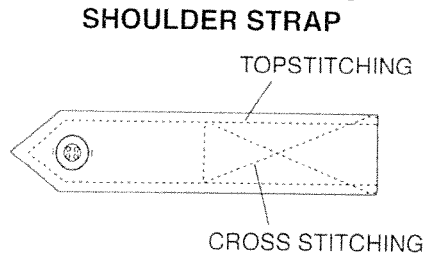
FRONT:

The left front shall have a top center placket 1-1/2" wide with two rows of stitches 7/8" apart. The shirt will have 7 buttons and buttonholes on the front; spacing between each will be 3-3/4" except the spacing between the neck button and the first button on the front, which will be approximately 3-1/4". Top center placket to have woven interlining of #250 Dacron. Non-woven interlining unacceptable and shall be cause for rejection. The fronts shall be joined to the yoke so that both raw edges of the yoke are turned under, with the front sandwiched between, and then all three are stitched down with a 1/16" raised stitch. Safety stitch joining unacceptable. With Zipper.



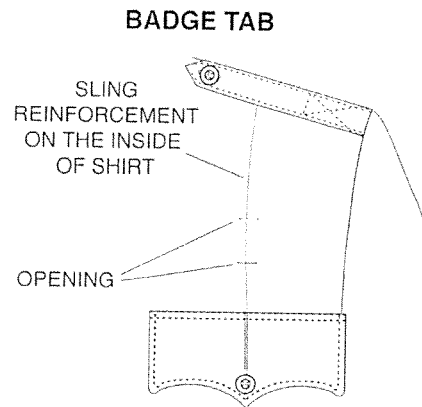
### SHOULDER STRAPS:

Shoulder straps to be two-piece pointed, 1/8" topstitched and to be set on yoke with leading topstitch conforming with front joining seam. To measure 2" at sleeve tapering to 1-3/8" and set not more than 1/2" from collar set seam. Cross-stitched approximately 2" from sleeve seam. Shoulder strap to have functional buttonhole to attach to sewn button on shoulder of shirt. Edge stitched shoulder strap construction unacceptable.



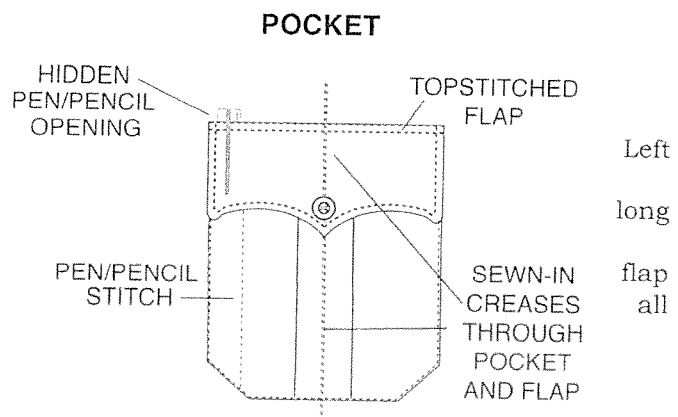
### BADGE REINFORCEMENT:

Two-ply sling 1" wide centered over left pocket and stitched to shoulder seam and flap setting stitch. It shall have 2 (two) buttonhole eyelets 1-1/4" from top of pocket flap spaced 1-1/4" apart and centered on sling.



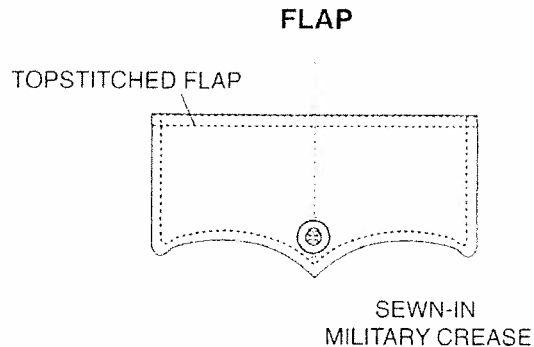
### POCKETS:

Two breast patch pockets with mitered corners and 1-1/4" stitched pleats. Pleats shall be stitched top and bottom and full length of pleat to prevent spreading. Pocket to measure 5-5/8" wide, 6" deep. breast pocket to have 1- 1/2" pencil stitch. Each pocket to have hook Velcro, 3/4" by 1/2" wide, positioned on both edges of pocket to correspond with outer scalloped points as specified. Velcro to be stitched sides and to be sewn through pocket and shirt for added reinforcement.



FLAPS:

Two piece deep scalloped design to measure 5-7/8" across and 2-3/4" in depth at center point, 2-1/4" at sides. Secured to shirtfront approximately 3/8" above pocket. Left flap to have invisible pencil opening 1-1/2" to correspond precisely with pencil slot of pocket. (Stop & start stitching for pencil opening unacceptable and shall be cause for rejection.) Flaps to be 1/8" topstitched. Flaps to have woven interlining of #250 Dacron. Creased and edge stitched pocket flap construction unacceptable. Under side of the flap to have looped Velcro 3/4" long by 1/2" wide stitched all sides, positioned on outer points of both pocket flaps to secure with corresponding Velcro strips on shirt pocket. Each flap shall have a button centered on uncut sewn buttonhole.

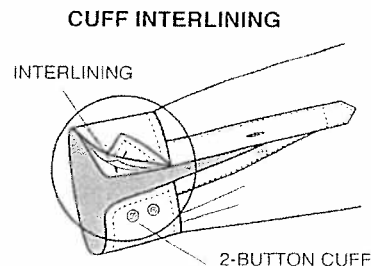


SLEEVES:

Sleeve vent shall be a minimum of 4-1/2" long with one-piece top and bottom facings. Facing to measure 1-1/8" wide point blocked at top.

CUFFS:

Two piece 1/2-inch hemmed cuff with 1/8" topstitching. Cuffs to measure 2-1/2" in depth with rounded corners (barrel cuffs). Cuffs to have two buttons and corresponding buttonholes set vertically with one button and buttonhole in center of facing. Cuffs to have woven interlining of #250 Dacron.



BUTTONS:

First grade 19-ligne pearlescent to match.

SEWING:

Collar, shoulder straps, pocket flaps and cuffs to be topstitched 1/8" off the edge. Sleeve inserting and side close felling seams are to be safety stitched.

THREAD:

All sewing threads to be color fast polyester wrap to match.

INTERLININGS:

Collar, Cuffs, pocket flaps and top center to be interlined with #250 Dacron. Collar band interlining to be Crease N Tack.

MILITARY CREASES:

There shall be five stitched-in sharp military creases on all shirts. One crease on each front to be centered vertically. Front creases shall be through pockets and flaps. Spacing for three military creases across shirt back to be proportionate to the size of the shirt.

CONSTRUCTION:

Collars, flaps, shoulder straps, and cuffs are made with conventional construction. Top ply, bottom ply and interlining are first stitched together, then turned right side out and finally topstitched.

STOCK SIZES:

Shirts must be available in the following sizes:

Sleeve lengths: 32-37 inches

Neck sizes: 14-1/2 to 18-1/2, 19, 20, 21, 22

MEN'S SHIRT SPECIFICATIONS  
SHORT SLEEVE PATROL SHIRTS

FABRIC:

Content:

100% Textured Polyester with Visa System 3

Weight:

7.0 to 7.5 oz. / linear yard

COLOR:

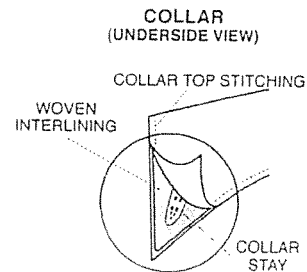
Medium Blue

STYLE:

To be Flying Cross Model 85R7845Z with **zipper**. Dress style, top center placket front with zipper, full cut tapered fit, convertible collar, short sleeves, and dress shirttail. Two pleated breast pockets with topstitched scalloped flaps. Topstitched shoulder straps. Full badge reinforcement. Matching inside yoke and banana band of high lustre PolyTwill. Work wear industrial style shirt construction is unacceptable and shall be cause for rejection.

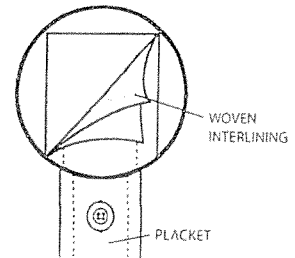
COLLAR:

Convertible collar shall be one piece. Collar points to measure 3-1/8" long with ultrasonically fused-in Mylar stays. Collar to have woven interlining of #250 Dacron. Stays to be 2 1/2" long, 3/8" minimum width, and to be fused to under side of collar interlining. Stays applied directly to collar material itself unacceptable. Collar topstitched 1/4" off the edge. Collar material itself (top or underside) shall have no fusing to Mylar stays or collar interlining.



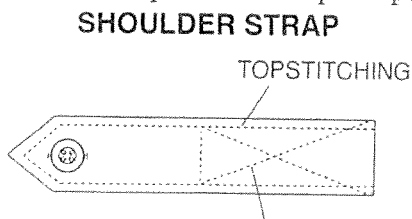
FRONT:

Each front shall have a facing approximately 3" in width. The left front shall have a top center placket 1-1/2" wide with two rows of stitches 7/8" apart. Stitching on top center is not to be visible on the turn-back facing. The shirt will have 7 buttons and buttonholes on the front; spacing between each will be 3-3/4" except the spacing between the neck button and the first button on the front, which will be approximately 2 1/2". Top center placket to have woven interlining of #250 Dacron. Non-woven interlining unacceptable and shall be cause for rejection. The fronts shall be joined to the yoke so that both raw edges of the yoke are turned under, with the front sandwiched between, and then all three are stitched down with a 1/16" raised stitch. Safety stitch joining unacceptable. A 15" nylon zipper, to be set below the second button and buttonhole, shall accomplish front closure. The top, second and bottom buttons to be attached to the right front, the balance to be sewn over the buttonholes on the left front.



SHOULDER STRAPS:

Shoulder straps to be two-piece pointed, 1/4" topstitched and to be set on yoke with leading topstitch conforming with front joining seam. To measure 2" at sleeve tapering to 1-3/8" and set not more than 1/2"

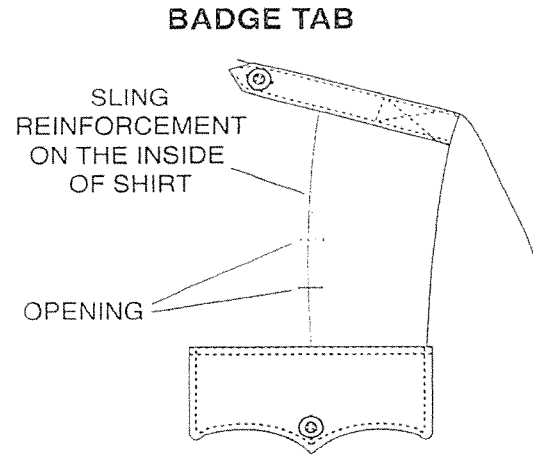




from collar set seam. Cross-stitched approximately 2" from sleeve seam. Shoulder strap to have functional buttonhole to attach to sewn button on shoulder of shirt. Edge stitched shoulder strap construction unacceptable.

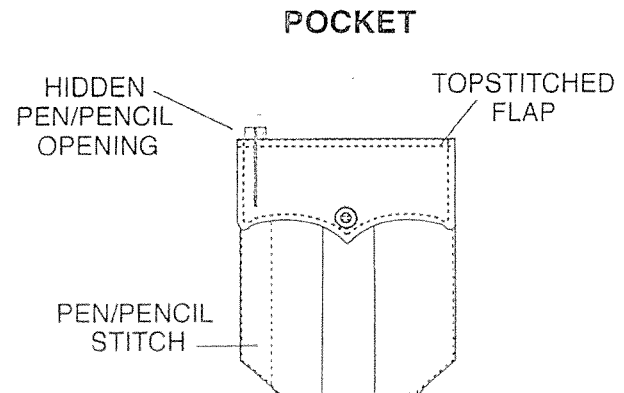
BADGE REINFORCEMENT:

Two-ply sling 1" wide centered over left pocket and stitched to shoulder seam and flap setting stitch. It shall have 2 (two) buttonhole eyelets 1-1/4" from top of pocket flap spaced 1-1/4" apart and centered on sling.



POCKETS:

Two breast patch pockets with mitered corners and 1-1/2" stitched pleats. Pleats shall be stitched top and bottom and full length of pleat to prevent spreading. Pocket to measure 5-5/8" wide, 6" deep. Left breast pocket to have 1- 1/2" pencil stitch. Each pocket to have hook Velcro, 3/4" long by 1/2" wide, positioned on both edges of pocket to correspond with outer scalloped flap points as specified. Velcro to be stitched all sides and to be sewn through pocket and shirt for added reinforcement.

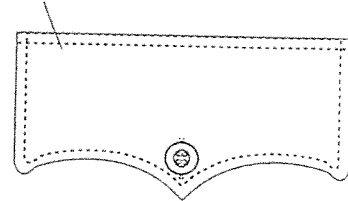


FLAPS:

Two piece deep scalloped design to measure 5-7/8" across and 2-3/4" in depth at center point, 2-1/4" at sides. Secured to shirtfront approximately 3/8" above pocket. Left flap to have invisible pencil opening 1-1/2" to correspond precisely with pencil slot of pocket. (Stop & start stitching for pencil opening unacceptable and shall be cause for rejection.) Flaps to be 1/4" topstitched. Flaps to have woven interlining of #250 Dacron. Creased and edge stitched pocket flap construction unacceptable. Under side of the flap to have looped Velcro 3/4" long by 1/2" wide stitched all sides, positioned on outer points of both pocket flaps to secure with corresponding Velcro strips on shirt pocket. Each flap shall have a button centered on uncut sewn buttonhole.

**FLAP**

TOPSTITCHED FLAP



SLEEVES:

Sleeve are to be straight and whole and to have a 3/4" hem and to finish at a minimum of 9 1/2" long from shoulder seam.

BUTTONS:

First grade 20-ligne melamine.

SEWING:

Collar, shoulder straps, and pocket flaps to be topstitched 1/4" off the edge. Sleeve inserting and side close felling seams are to be safety stitched.

THREAD:

All sewing threads to be color fast polyester wrap to match.

INTERLININGS:

Collar, pocket flaps and top center to be interlined with #250 Dacron.

MILITARY CREASES:

There shall be five stitched-in sharp military creases on all shirts. One crease on each front to be centered vertically. Front creases shall not be through pockets and flaps. Spacing for three military creases across shirt back to be proportionate to the size of the shirt.

CONSTRUCTION:

Collars and flaps are made with conventional construction. Top ply, bottom ply and interlining are first stitched together, then turned right side out and finally topstitched.

STOCK SIZES:

Shirts must be available in the following sizes:

Neck sizes: 14-1/2 to 18-1/2, 19, 20, 21, 22

MEN'S SHIRT SPECIFICATIONS  
SHORT SLEEVE CORRECTIONS SHIRT

FABRIC:

Content:

65% Dacron Polyester / 35% Combed Cotton

Weight:

4.0 to 4.25 oz. / square yard

COLOR:

Marine Blue.

FABRIC FEATURE:

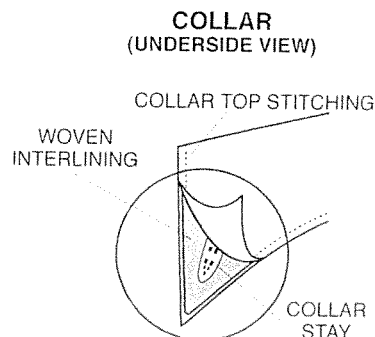
StainSmart® effectively repels spills and releases oily and ground-in stains while machine washing. This treatment will last for the life of the garment. Fabric has 8 – 12% Stretch.

STYLE:

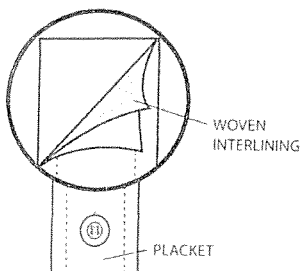
To be Flying Cross Model 85R5435. Dress style, top center placket front, full cut tapered fit, convertible sport collar, short sleeves and dress shirttail. Two pleated breast pockets with topstitched scalloped flaps. Topstitched shoulder straps. Full badge reinforcement. Back to have double yoke of shirting material. Work wear industrial style shirt construction is unacceptable and shall be cause for rejection.

COLLAR:

Convertible collar shall be one piece. Collar points to measure 3-1/8" long with ultrasonically fused-in Mylar stays. Collar to have woven interlining of #250 Dacron. Stays to be 2-1/2" long, 3/8" minimum width, and to be fused to under side of collar interlining. Stays applied directly to collar material itself unacceptable. Topstitched 1/8" off the edge. Collar material itself (top or underside) shall have no fusing to Mylar stays or collar interlining.



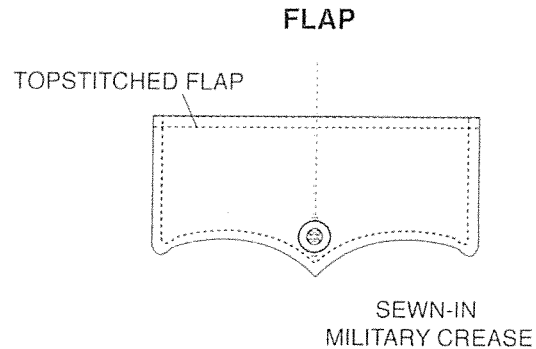
FRONT:



Each front shall have a facing approximately 3" in width. The left front shall have a top center placket 1-1/2" wide with two rows of stitches 7/8" apart. Stitching on the top center is not to be visible on the turn back facing. The shirt will have 7 buttons and buttonholes on the front; spacing between each will be 3-3/4" except the spacing between the neck button and the first button on the front, which will be approximately 2-1/2". Top center placket to have woven interlining of #250 Dacron. Non-woven interlining unacceptable and shall be cause for rejection. The fronts shall be joined to the yoke so that both raw edges of the yoke are turned under, with the front sandwiched between, and then all three are stitched down with a 1/16" raised stitch. Safety stitch joining unacceptable. With Zipper.

FLAPS:

Two piece deep scalloped design to measure 5-7/8" across and 2-3/4" in depth at center point, 2-1/4" at sides. Secured to shirtfront approximately 3/8" above pocket. Left flap to have invisible pencil opening 1-1/2" to correspond precisely with pencil slot of pocket. (Stop & start stitching for pencil opening unacceptable and shall be cause for rejection.) Flaps to be 1/8" topstitched. Flaps to have woven interlining of #250 Dacron. Creased and edge stitched pocket flap construction unacceptable. Under side of the flap to have looped Velcro 3/4" long by 1/2" wide stitched all sides, positioned on outer points of both pocket flaps to secure with corresponding Velcro strips on shirt pocket. Each flap shall have a button centered on uncut sewn buttonhole.



SLEEVES:

Sleeves are to be straight and whole and to have a 3/4" hem and to finish at a minimum of 9 1/2" long from shoulder seam.

BUTTONS:

First grade 19-ligne pearlescent to match.

SEWING:

Collar, shoulder straps and pocket flaps to be topstitched 1/8" off the edge. Sleeve inserting and side close felling seams are to be safety stitched.

THREAD:

All sewing threads to be color fast polyester wrap to match.

INTERLINING:

Collars, Pocket flaps and top center to be interlined with #250 Dacron.

MILITARY CREASES:

There shall be five stitched-in sharp military creases on all shirts. One crease on each front to be centered vertically. Front creases shall be through pockets and flaps. Spacing for three military creases across shirt back to be proportionate to the size of the shirt.

CONSTRUCTION:

Collars, flaps and shoulder straps are made with conventional construction. Top ply, bottom ply and interlining are first stitched together, then turned right side out and finally topstitched.

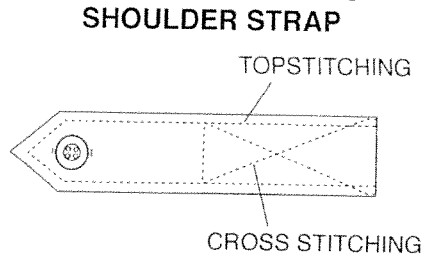
STOCK SIZES:

Shirts must be available in the following sizes:  
Neck sizes: 14-1/2 to 18-1/2, 19, 20, 21, 22

## SHORT SLEEVE CORRECTIONS SHIRT

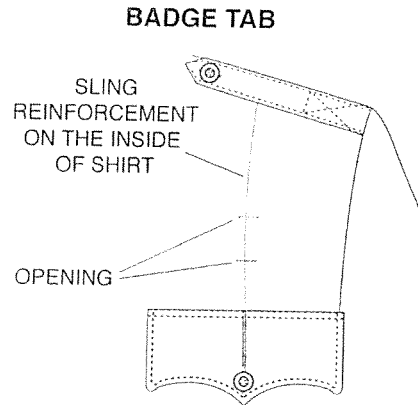
### SHOULDER STRAPS:

Shoulder straps to be two-piece pointed, 1/8" topstitched and to be set on yoke with leading topstitch conforming with front joining seam. To measure 2" at sleeve tapering to 1-3/8" and set not more than 1/2" from collar set seam. Cross-stitched approximately 2" from sleeve seam. Shoulder strap to have functional buttonhole to attach to sewn button on shoulder of shirt. Edge stitched shoulder strap construction unacceptable.



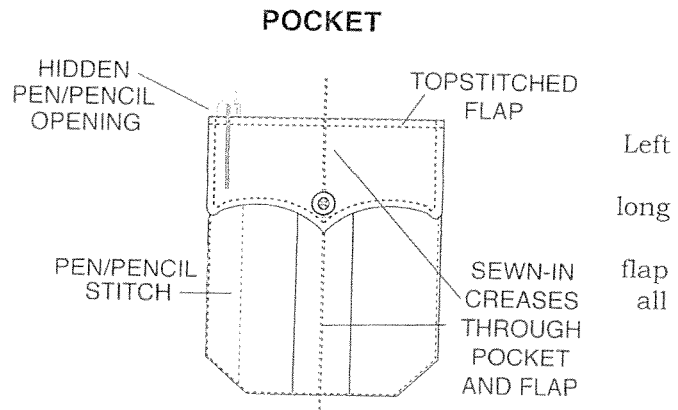
### BADGE REINFORCEMENT:

Two-ply sling 1" wide centered over left pocket and stitched to shoulder seam and flap setting stitch. It shall have 2 (two) buttonhole eyelets 1-1/4" from top of pocket flap spaced 1-1/4" apart and centered on sling.



### POCKETS:

Two breast patch pockets with mitered corners and 1-1/4" stitched pleats. Pleats shall be stitched top and bottom and full length of pleat to prevent spreading. Pocket to measure 5-5/8" wide, 6" deep. breast pocket to have 1- 1/2" pencil stitch. Each pocket to have hook Velcro, 3/4" by 1/2" wide, positioned on both edges of pocket to correspond with outer scalloped points as specified. Velcro to be stitched sides and to be sewn through pocket and shirt for added reinforcement.



WOMEN'S SHIRT SPECIFICATIONS  
SHORT SLEEVE PATROL SHIRTS

FABRIC:

Content:

100% Textured Polyester with Visa System 3

Weight:

7.0 to 7.5 oz. / linear yard

COLOR:

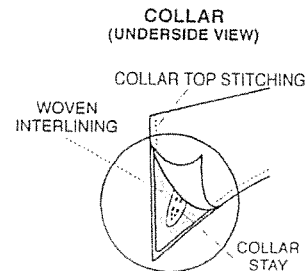
Medium Blue

STYLE:

To be Flying Cross Model 176R7845Z with **zipper**. Dress style, top center placket front, full cut tapered fit, convertible collar, short sleeves, and dress shirttail. Two pleated breast pockets with topstitched scalloped flaps. Topstitched shoulder straps. Full badge reinforcement. Matching inside yoke and banana band of high lustre PolyTwill. Work wear industrial style shirt construction is unacceptable and shall be cause for rejection.

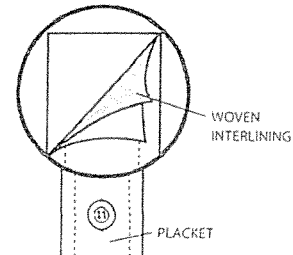
COLLAR:

Convertible collar shall be one piece. Collar points to measure 2 7/8" long with ultrasonically fused-in Mylar stays. Collar to have woven interlining of #250 Dacron. Stays to be 2 1/2" long, 3/8" minimum width, and to be fused to under side of collar interlining. Stays applied directly to collar material itself unacceptable. Collar topstitched 1/4" off the edge. Collar material itself (top or underside) shall have no fusing to Mylar stays or collar interlining.



FRONT:

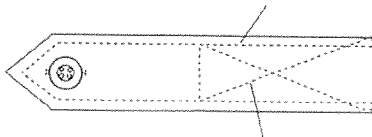
Each front shall have a facing approximately 3" in width. The right front shall have a top center placket 1-1/2" wide with two rows of stitches 7/8" apart. Stitching on top center is not to be visible on the turn-back facing. The shirt will have 6 buttons and buttonholes on the front; spacing between each will be 3-1/2" except the spacing between the neck button and the first button on the front, which will be 2 1/2". Top center placket to have woven interlining of #250 Dacron. Non-woven interlining unacceptable and shall be cause for rejection. The fronts shall be joined to the yoke so that both raw edges of the yoke are turned under, with the front sandwiched between, and then all three are stitched down with a 1/16" raised stitch. Safety stitch joining unacceptable. With Zipper



SHOULDER STRAPS:

**SHOULDER STRAP**

TOPSTITCHING

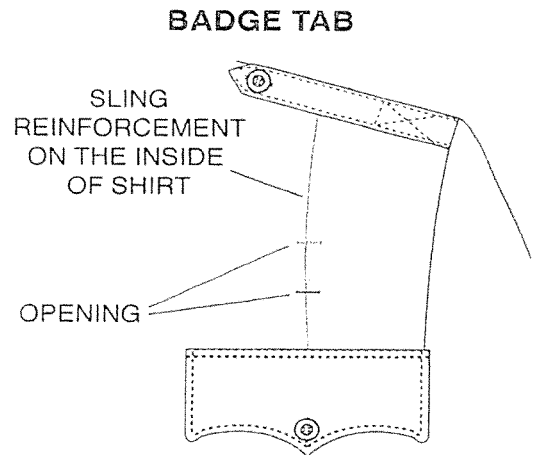


Shoulder straps to be two-piece pointed, 1/4" topstitched and to be set on yoke with leading topstitch conforming

with front joining seam. To measure 2" at sleeve tapering to 1-3/8" and set not more than 1/2" from collar set seam. Cross-stitched approximately 2" from sleeve seam. Shoulder strap to have functional buttonhole to attach to sewn button on shoulder of shirt. Edge stitched shoulder strap construction unacceptable.

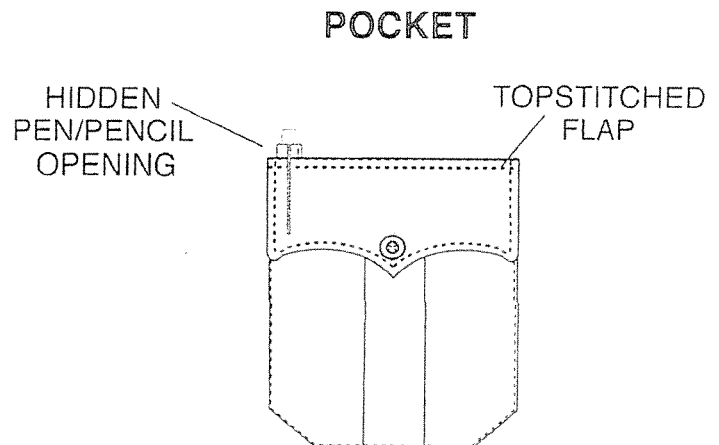
BADGE REINFORCEMENT:

Two-ply sling 1" wide centered over left pocket and stitched to shoulder seam and flap setting stitch. It shall have 2 (two) buttonhole eyelets 1-1/4" from top of pocket flap spaced 1-1/4" apart and centered on sling.



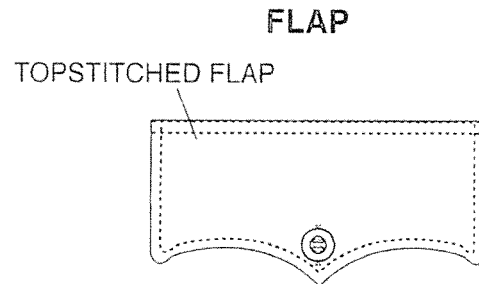
POCKETS:

Two breast patch pockets with mitered corners and 1-1/4" stitched pleats. Pleats shall be stitched top and bottom and full length of pleat to prevent spreading. Pocket to measure 5" wide, 5" deep. Each pocket to have hook Velcro, 3/4" long by 1/2" wide, positioned on both edges of pocket to correspond with outer scalloped flap points as specified. Velcro to be stitched all sides and to be sewn through pocket and shirt for added reinforcement.



FLAPS:

Two piece deep scalloped design to measure 5-1/4" across and 2-1/4" in depth at center point, 1-3/4" at sides. Secured to shirtfront approximately 3/8" above pocket. Left flap to have invisible pencil opening 1-1/4". (Stop & start stitching for pencil opening unacceptable and shall be cause for rejection.) Flaps to be 1/4" topstitched. Flaps to have woven interlining of #250 Dacron. Creased and edge stitched pocket flap construction unacceptable. Under side of the flap to have looped Velcro 3/4" long by 1/2" wide stitched all sides, positioned on outer points of both pocket flaps to secure with corresponding Velcro strips on shirt pocket. Each flap shall have a button centered on uncut sewn buttonhole.



SLEEVES:

Sleeves are to be straight and whole and to have a 3/4" hem and to finish at a minimum of 8 1/2" long from shoulder seam.

BUTTONS:

First grade 20-ligne melamine.

SEWING:

Collar, shoulder straps, and pocket flaps to be topstitched 1/4" off the edge. Sleeve inserting and side close felling seams are to be safety stitched.

THREAD:

All sewing threads to be color fast polyester wrap to match.

INTERLININGS:

Collar, pocket flaps and top center to be interlined with #250 Dacron.

MILITARY CREASES:

There shall be five stitched-in sharp military creases on all shirts. One crease on each front to be centered vertically. Front creases shall not be through pockets and flaps. Spacing for three military creases across shirt back to be proportionate to the size of the shirt.

CONSTRUCTION:

Collars and flaps are made with conventional construction. Top ply, bottom ply and interlining are first stitched together, then turned right side out and finally topstitched.

STOCK SIZES:

Shirts must be available in the following sizes:

Bust Sizes 28-52



WOMEN'S SHIRT SPECIFICATIONS  
LONG SLEEVE PATROL SHIRTS

FABRIC:

Content:

100% Textured Polyester with Visa System 3

Weight:

7.0 to 7.5 oz. / linear yard

COLOR:

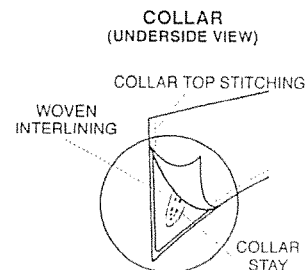
Medium Blue

STYLE:

To be Flying Cross Model 126R7845Z with **zipper**. Dress style, top center placket front, full cut tapered fit, convertible collar, long sleeves with barrel cuffs, and dress shirttail. Two pleated breast pockets with topstitched scalloped flaps. Topstitched shoulder straps. Full badge reinforcement. Matching inside yoke and banana band of high lustre PolyTwill. Work wear industrial style shirt construction is unacceptable and shall be cause for rejection.

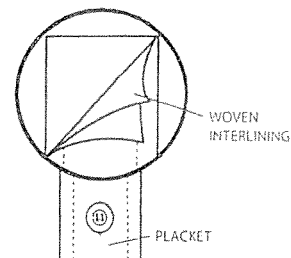
COLLAR:

Convertible collar shall be one piece. Collar points to measure 2 7/8" long with ultrasonically fused-in Mylar stays. Collar to have woven interlining of #250 Dacron. Stays to be 2 1/2" long, 3/8" minimum width, and to be fused to under side of collar interlining. Stays applied directly to collar material itself unacceptable. Collar topstitched 1/4" off the edge. Collar material itself (top or underside) shall have no fusing to Mylar stays or collar interlining.



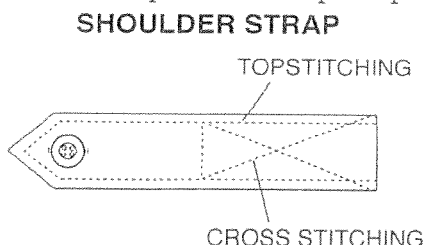
FRONT:

Each front shall have a facing approximately 3" in width. The right front shall have a top center placket 1-1/2" wide with two rows of stitches 7/8" apart. Stitching on top center is not to be visible on the turn-back facing. The shirt will have 6 buttons and buttonholes on the front; spacing between each will be 3-1/2" except the spacing between the neck button and the first button on the front, which will be 2 1/2". Top center placket to have woven interlining of #250 Dacron. Non-woven interlining unacceptable and shall be cause for rejection. The fronts shall be joined to the yoke so that both raw edges of the yoke are turned under, with the front sandwiched between, and then all three are stitched down with a 1/16" raised stitch. Safety stitch joining unacceptable. With Zipper



SHOULDER STRAPS:

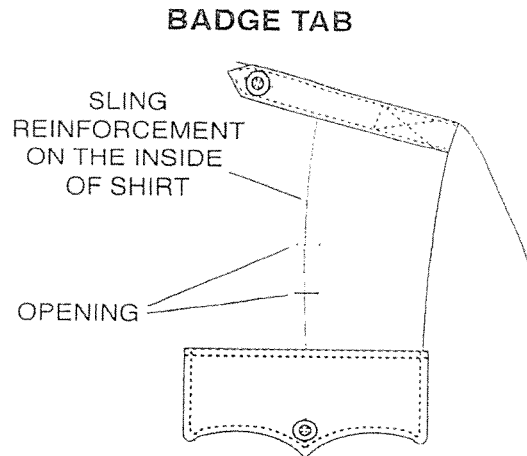
Shoulder straps to be two-piece pointed, 1/4" topstitched and to be set on yoke with leading topstitch conforming with front joining seam. To measure 2" at sleeve tapering to 1-3/8" and set not more than 1/2"



from collar set seam. Cross-stitched approximately 2" from sleeve seam. Shoulder strap to have functional buttonhole to attach to sewn button on shoulder of shirt. Edge stitched shoulder strap construction unacceptable.

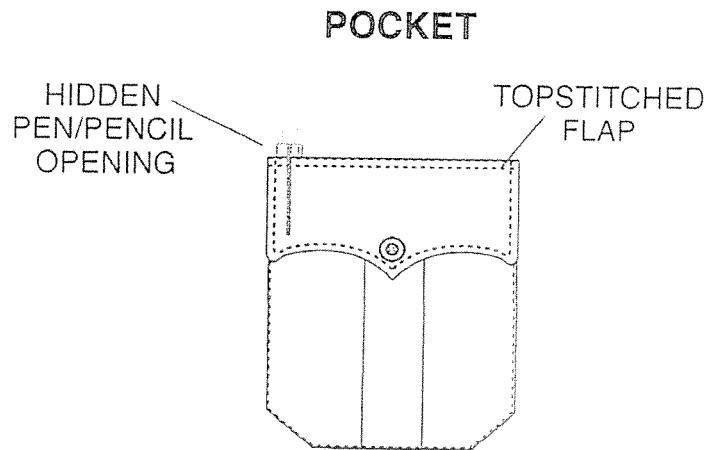
**BADGE REINFORCEMENT:**

Two-ply sling 1" wide centered over left pocket and stitched to shoulder seam and flap setting stitch. It shall have 2 (two) buttonhole eyelets 1-1/4" from top of pocket flap spaced 1-1/4" apart and centered on sling.



**POCKETS:**

Two breast patch pockets with mitered corners and 1-1/4" stitched pleats. Pleats shall be stitched top and bottom and full length of pleat to prevent spreading. Pocket to measure 5" wide, 5" deep. Each pocket to have hook Velcro, 3/4" long by 1/2" wide, positioned on both edges of pocket to correspond with outer scalloped flap points as specified. Velcro to be stitched all sides and to be sewn through pocket and shirt for added reinforcement.

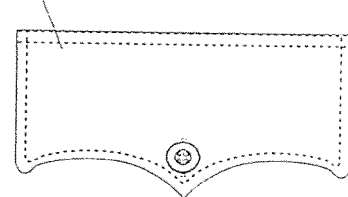


FLAPS:

Two piece deep scalloped design to measure 5-1/4" across and 2-1/4" in depth at center point, 1-3/4" at sides. Secured to shirtfront approximately 3/8" above pocket. Left flap to have invisible pencil opening 1-1/4". (Stop & start stitching for pencil opening unacceptable and shall be cause for rejection.) Flaps to be 1/4" topstitched. Flaps to have woven interlining of #250 Dacron. Creased and edge stitched pocket flap construction unacceptable. Under side of the flap to have looped Velcro 3/4" long by 1/2" wide stitched all sides, positioned on outer points of both pocket flaps to secure with corresponding Velcro strips on shirt pocket. Each flap shall have a button centered on uncut sewn buttonhole.

**FLAP**

TOPSTITCHED FLAP



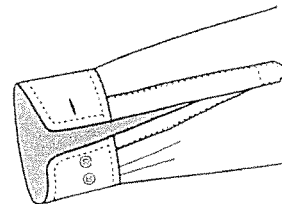
SLEEVES:

Sleeve vent shall be a minimum of 4-1/2" long with one-piece top and bottom facings. Facing to measure 1-1/8" wide point blocked at top.

CUFFS:

Two piece 1/2-inch hemmed cuff with 1/4" topstitching. Cuffs to measure 2 1/2" in depth with rounded corners (barrel cuffs). Cuff to be two button adjustable. Cuffs to have woven interlining of #250 Dacron.

**ADJUSTABLE CUFF**



BUTTONS:

First grade 20-ligne melamine.

SEWING:

Collar, shoulder straps, pocket flaps and cuffs to be topstitched 1/4" off the edge. Sleeve inserting and side close felling seams are to be safety stitched.

THREAD:

All sewing threads to be color fast polyester wrap to match.

INTERLININGS:

Collar, cuffs, pocket flaps and top center to be interlined with #250 Dacron.

MILITARY CREASES:

There shall be five stitched-in sharp military creases on all shirts. One crease on each front to be centered vertically. Front creases shall not be through pockets and flaps. Spacing for three military creases across shirt back to be proportionate to the size of the shirt.

CONSTRUCTION:

Collars, flaps and cuffs are made with conventional construction. Top ply, bottom ply and interlining are first stitched together, then turned right side out and finally topstitched.

STOCK SIZES:

Shirts must be available in the following sizes:

Bust Sizes 28-52

Long Sleeve Lengths:

28, 30	Regular = 30"	
32, 34	Regular = 30"	Long = 31"
36, 38	Regular = 31"	Long = 32"
40, 42	Regular = 32"	Long = 33"
44, 46	Regular = 33"	Long = 34"
48 & Up	Regular = 34"	Long = 35"

WOMEN'S SHIRT SPECIFICATIONS  
SHORT SLEEVE CORRECTIONS SHIRT

FABRIC:

Content:

65% Dacron Polyester / 35% Combed Cotton

Weight:

4.0 to 4.25 oz. / square yard

COLOR:

Marine Blue

FABRIC FEATURE:

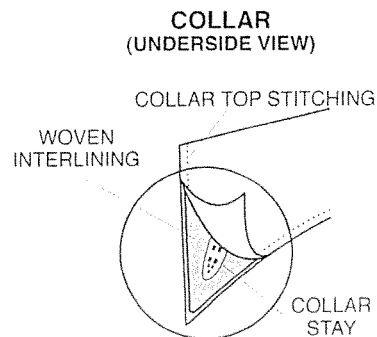
StainSmart® effectively repels spills and releases oily and ground-in stains while machine washing. This treatment will last for the life of the garment. Fabric has 8 – 12% Stretch.

STYLE:

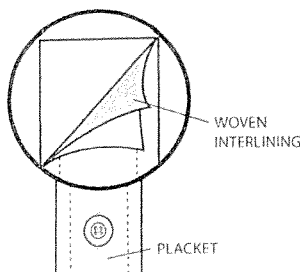
To be Flying Cross Model 176R5435. Dress style, top center placket front, full cut tapered fit, convertible sport collar, short sleeves and dress shirrtail. Two pleated breast pockets with topstitched scalloped flaps. Topstitched Shoulder straps. Full badge reinforcement. Back to have double yoke of shirting material. Work wear industrial style shirt construction is unacceptable and shall be cause for rejection.

COLLAR:

Collar points to measure 2-7/8" long with ultrasonically fused-in Mylar stays. Collar interlined with #250 Dacron. Stays to be 2-1/2" long, 3/8" minimum width, and to be fused to under side of collar interlining. Stays applied directly to collar material itself unacceptable. Topstitched 1/8" off the edge. Collar material itself (top or underside) shall have no fusing to Mylar stays or collar interlining.



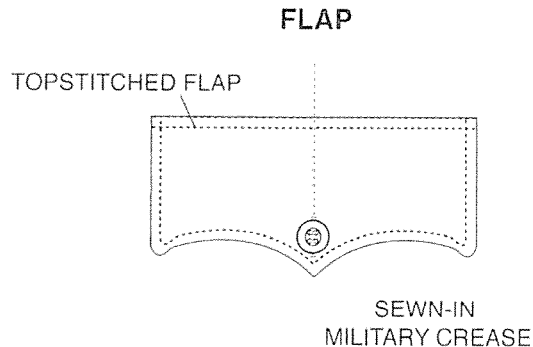
FRONT:



Each front shall have a facing approximately 3" in width. The right front shall have a top center placket 1-1/2" wide with two rows of stitches 7/8" apart. Stitching on the top center is not to be visible on the turn back facing. The shirt will have 6 buttons and buttonholes on the front; spacing between each will be 3-1/2" except the spacing between the neck button and the first button on the front, which will be approximately 2-1/2". Top center interlined with #250 Dacron. Non-woven interlining unacceptable and shall be cause for rejection. The fronts shall be joined to the yoke so that both raw edges of the yoke are turned under, with the front sandwiched between, and then all three are stitched down with a 1/16" raised stitch. Safety stitch joining unacceptable. With Zipper.

FLAPS:

Two-piece deep scalloped design to measure 5-1/4" across and 2-1/4" in depth at center point, 1-3/4" at sides. Secured to shirtfront approximately 3/8" above pocket. Left flap to have invisible pencil opening 1-1/4". (Stop & start stitching for pencil opening unacceptable and shall be cause for rejection.) Flaps to be 1/8" topstitched. Flaps to have woven interlining of #250 Dacron. Creased and edge stitched pocket flap construction unacceptable. Under side of the flap to have looped Velcro 3/4" long by 1/2" wide stitched all sides, positioned on outer points of both pocket flaps to secure with corresponding Velcro strips on shirt pocket. Each flap shall have a button centered on uncut sewn buttonhole.



SLEEVES:

Sleeves are to be straight and whole and to have a 3/4" hem and to finish at a minimum of 8 1/2" long from shoulder seam.

BUTTONS:

First grade 19-ligne pearlescent to match.

SEWING:

Collar, shoulder straps and pocket flaps to be topstitched 1/8" off the edge. Sleeve inserting and side close felling seams are to be safety stitched.

THREAD:

All sewing threads to be color fast polyester wrap to match.

INTERLINING:

Collar, pocket flaps and top center to be interlined with #250 Dacron.

MILITARY CREASES:

There shall be five stitched-in sharp military creases on all shirts. One crease on each front to be centered vertically. Front creases shall be through pockets and flaps. Spacing for three military creases across shirt back to be proportionate to the size of the shirt.

CONSTRUCTION:

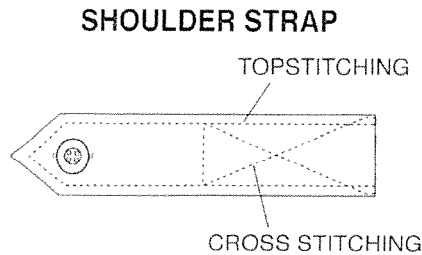
Collar and flaps are made with conventional construction. Top ply, bottom ply and interlining are first stitched together, then turned right side out and finally topstitched.

STOCK SIZES:

Shirts must be available in the following sizes:  
Bust Sizes 28-52.

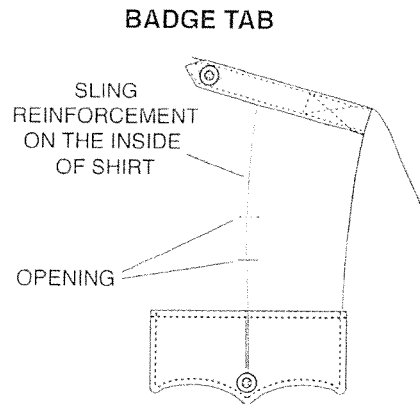
### SHOULDER STRAPS:

Shoulder straps to be two-piece pointed, 1/8" topstitched and to be set on yoke with leading topstitch conforming with front joining seam. To measure 2" at sleeve tapering to 1-3/8" and set not more than 1/2" from collar set seam. Cross-stitched approximately 2" from sleeve seam. Shoulder strap to have functional buttonhole to attach to sewn button on shoulder of shirt. Edge stitched shoulder strap construction unacceptable.



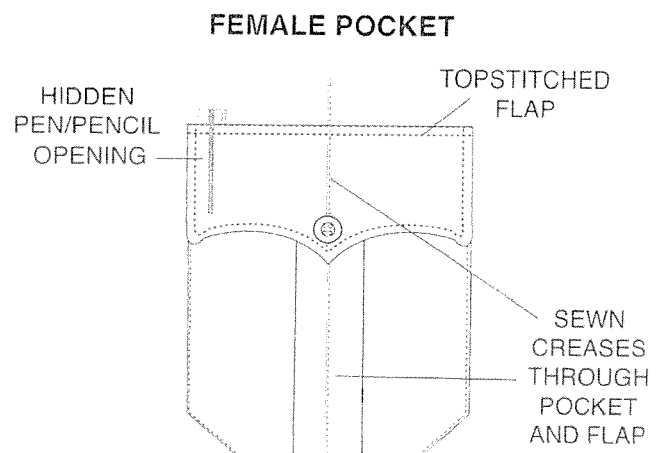
### BADGE REINFORCEMENT:

Two-ply sling 1" wide centered over left pocket and stitched to shoulder seam and flap setting stitch. It shall have 2 (two) buttonhole eyelets 1-1/4" from top of pocket flap spaced 1-1/4" apart and centered on sling.



### POCKETS:

Two breast patch pockets with mitered corners and 1-1/4" stitched pleats. Pleats shall be stitched top and bottom and full length of pleat to prevent spreading. Pocket to measure 5" wide, 5" deep. Each pocket to have hook Velcro, 3/4" long by 1/2" wide, positioned on both edges of pocket to correspond with outer scalloped flap points as specified. Velcro to be stitched all sides and to be sewn through pocket and shirt for added reinforcement.



WOMEN'S SHIRT SPECIFICATIONS  
LONG SLEEVE CORRECTIONS SHIRT

FABRIC:

Content:

65% Dacron Polyester / 35% Combed Cotton

Weight:

4.0 to 4.25 oz. / square yard

COLOR:

Marine Blue.

FABRIC FEATURE:

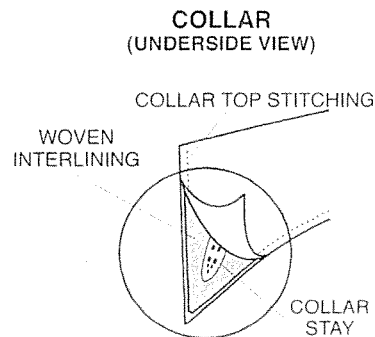
StainSmart® effectively repels spills and releases oily and ground-in stains while machine washing. This treatment will last for the life of the garment. Fabric has 8 – 12% Stretch.

STYLE:

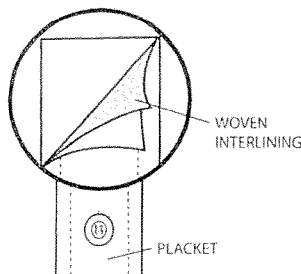
To be Flying Cross Model 126R5435. Dress style, top center placket front, full cut tapered fit, convertible sport collar, long sleeves with barrel cuffs and dress shirttail. Two pleated breast pockets with topstitched scalloped flaps. Topstitched Shoulder straps. Full badge reinforcement. Back to have double yoke of shirting material. Work wear industrial style shirt construction is unacceptable and shall be cause for rejection.

COLLAR:

Collar points to measure 2-7/8" long with ultrasonically fused-in Mylar stays. Collar interlined with #250 Dacron. Stays to be 2-1/2" long, 3/8" minimum width, and to be fused to under side of collar interlining. Stays applied directly to collar material itself unacceptable. Topstitched 1/8" off the edge. Collar material itself (top or underside) shall have no fusing to Mylar stays or collar interlining.



FRONT:



Each front shall have a facing approximately 3" in width. The right front shall have a top center placket 1-1/2" wide with two rows of stitches 7/8" apart. Stitching on the top center is not to be visible on the turn back facing. The shirt will have 6 buttons and buttonholes on the front; spacing between each will be 3-1/2" except the spacing between the neck button and the first button on the front, which will be approximately 2-1/2". Top center interlined with #250 Dacron. Non-woven interlining unacceptable and shall be cause for rejection.

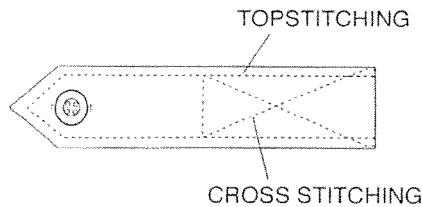
The fronts shall be joined to the yoke so that both raw edges of the yoke are turned under, with the front sandwiched between, and then all three are stitched down with a 1/16" raised stitch. Safety stitch joining unacceptable. With Zipper.



SHOULDER STRAPS:

Shoulder straps to be two-piece pointed, 1/8" topstitched and to be set on yoke with leading topstitch conforming with front joining seam. To measure 2" at sleeve tapering to 1-3/8" and set not more than 1/2" from collar set seam. Cross-stitched approximately 2" from sleeve seam. Shoulder strap to have functional buttonhole to attach to sewn button on shoulder of shirt. Edge stitched shoulder strap construction unacceptable.

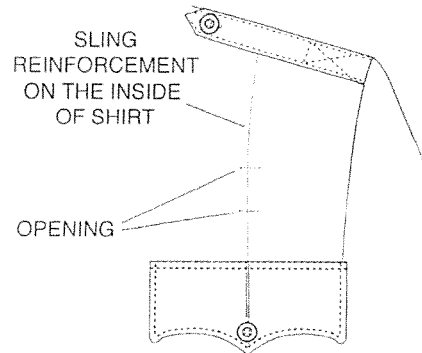
**SHOULDER STRAP**



BADGE REINFORCEMENT:

Two-ply sling 1" wide centered over left pocket and stitched to shoulder seam and flap setting stitch. It shall have 2 (two) buttonhole eyelets 1-1/4" from top of pocket flap spaced 1-1/4" apart and centered on sling.

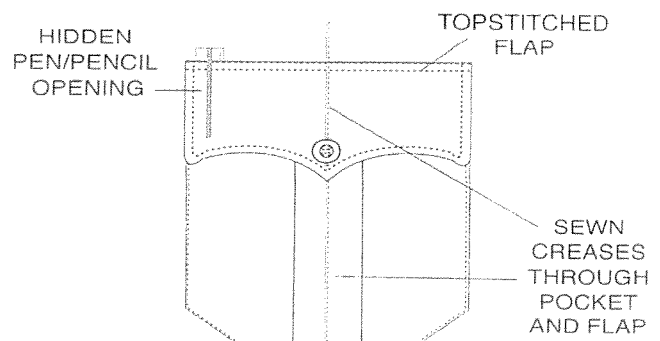
**BADGE TAB**



POCKETS:

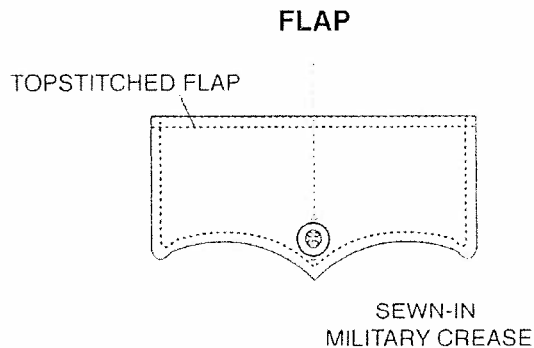
Two breast patch pockets with mitered corners and 1-1/4" stitched pleats. Pleats shall be stitched top and bottom and full length of pleat to prevent spreading. Pocket to measure 5" wide, 5 deep. Each pocket to have hook Velcro, 3/4" long by 1/2" wide, positioned on both edges of pocket to correspond with outer scalloped flap points as specified. Velcro to be stitched all sides and to be sewn through pocket and shirt for added reinforcement.

**FEMALE POCKET**



FLAPS:

Two-piece deep scalloped design to measure 5-1/4" across and 2-1/4" in depth at center point, 1-3/4" at sides. Secured to shirtfront approximately 3/8" above pocket. Left flap to have invisible pencil opening 1-1/4". (Stop & start stitching for pencil opening unacceptable and shall be cause for rejection.) Flaps to be 1/8" topstitched. Flaps to have woven interlining of #250 Dacron. Creased and edge stitched pocket flap construction unacceptable. Under side of the flap to have looped Velcro 3/4" long by 1/2" wide stitched all sides, positioned on outer points of both pocket flaps to secure with corresponding Velcro strips on shirt pocket. Each flap shall have a button centered on uncut sewn buttonhole.

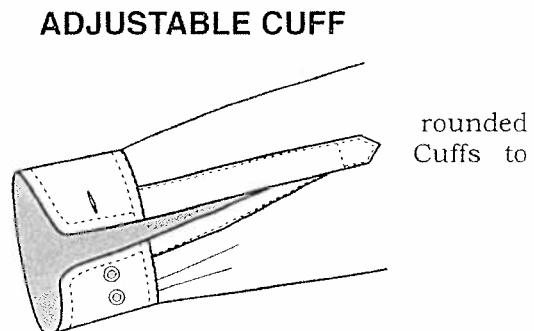


SLEEVES:

Sleeve vent shall have one-piece top and bottom facings. Facing to measure 1-1/8" wide point blocked at top.

CUFFS:

Two piece 1/2-inch hemmed cuff with 1/8" topstitching. Cuffs to measure 2-1/2" in depth with corners (barrel). Cuff to be two button adjustable. have woven interlining of #250 Dacron.



BUTTONS:

First grade 19-ligne pearlescent to match.

SEWING:

Collar, cuffs, shoulder straps and pocket flaps to be topstitched 1/8" off the edge. Sleeve inserting and side close felling seams are to be safety stitched.

THREAD:

All sewing threads to be color fast polyester wrap to match.

INTERLINING:

Collars, cuffs, Pocket flaps and top center to be interlined with #250 Dacron.

MILITARY CREASES:

There shall be five stitched-in sharp military creases on all shirts. One crease on each front to be centered vertically. Front creases shall be through pockets and flaps. Spacing for three military creases across shirt back to be proportionate to the size of the shirt.

CONSTRUCTION:

Collars, flaps and shoulder straps are made with conventional construction. Top ply, bottom ply and interlining are first stitched together, then turned right side out and finally topstitched.

STOCK SIZES:

Shirts must be available in the following sizes:

Bust Sizes 28-52

Long Sleeve Lengths:

28, 30	Regular = 30"	
32, 34	Regular = 30"	Long = 31"
36, 38	Regular = 31"	Long = 32"
40, 42	Regular = 32"	Long = 33"
44, 46	Regular = 33"	Long = 34"
48 & Up	Regular = 34"	Long = 35"

## MEN'S TROUSER SPECIFICATIONS

### FABRIC:

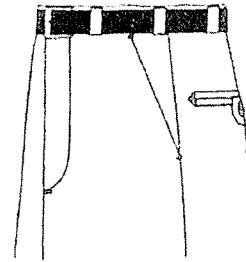
Content: 100% Polyester  
Weight: 12 - 12 ½ oz. per linear yard  
Weave: Gabardine  
Color: Navy

### STYLE:

Trouser shall be manufactured from an up-to-date men's uniform trouser pattern. The trouser styling shall be T-1: plain front, two (2) quarter top front pockets, and two (2) hip pockets professionally finished with no visible topstitching. Work wear industrial style construction is unacceptable and shall be cause for rejection.

### LINING MATERIAL:

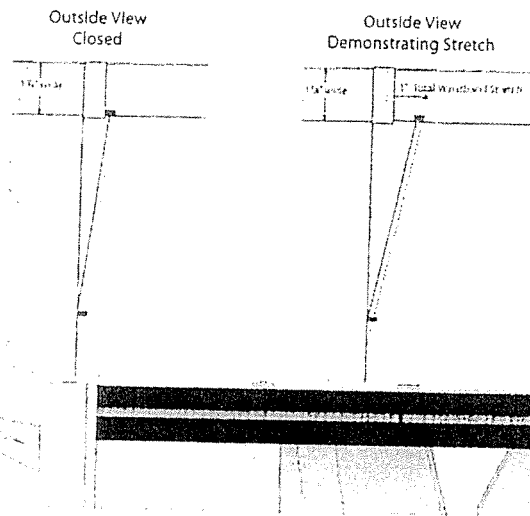
The pocketing and fly lining material shall be 70% Polyester / 30% Cotton, 2.9 oz. per square yard (60" width) with a minimum 78 x 48 count. Pocketing must have a durable press finish and the color of the pocketing must be black.



### FREEDOM-FLEX WAISTBAND SYSTEM:

Trouser shall be made with a special Freedom-Flex Waistband System that will allow the wearer waist expansion of 2 1/2" to 3". The waistband shall measure a minimum of 1-7/8" wide when finished. The flexible expansion split portion of the waistband shall be to the front of the trouser side seam and there shall be a ¼-inch wide side belt loop positioned to 'hide' the expansion split of the waistband.

The waistband curtain shall consist of two different styles for maximum waistband expansion to enhance wearer comfort, fit, and appearance. The front of the trouser (to the expansion split) waistband curtain style shall consist of a 2-inch wide elastic section that incorporates Tru-Grip, a ½" surface area composed of thin 55 gauge rubber for maximum comfort and performance. The Tru-Grip acts to help keep shirts tucked in securely. (Use of a single silicone strip or strips instead of ½" wide rubberized surface area shall be cause for rejection.)



The back half of the trouser waistband curtain shall finish a minimum 2-1/8" wide and is to be made of black pocketing material and shall be attached to the top of the trouser with a zigzag stitch. The waistband curtain must also contain Tru-Grip and will line up with the Tru-Grip on the front of the expansion split. (Substitution of a silicone strip or strips in place of Tru-Grip shall not be acceptable and shall be cause for rejection.)

The waistband curtain is composed of a wet laid non-woven canvas weighing 3.3 oz. per square yard. The canvas is covered in the same color and material as the pocketing. The ½" rubberized surface area is positioned 1-¼" up from the bottom of the curtain.

The specifications for the rubberized Tru-Grip curtain are as follows:

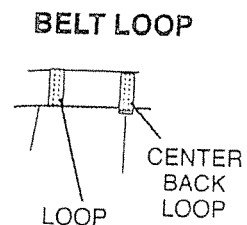
Width: 1-1/8-inch  
Warp: 300 Denier Texturized Polyester  
Filling: 300 Denier Texturized Polyester  
Rubber: 55 Gauge  
Count: 32-36 yarns per inch  
Contents: 59% Polyester/41% Rubber

To complete the Freedom-Flex Waistband System, there shall be a 1-1/4" wide elastic component sewn into the back half of the waistband curtain to allow for the stretch and recovery of the waistband to comfortably fit the wearer's waist size. There shall be a bartack for strength and durability sewn at the stress point on the waistband where it joins the front elasticized waistband curtain joining stitching (positioned, on the waistband above the front pocket.)

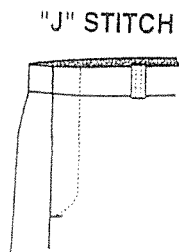
The waistband closure shall be accomplished with a single crush proof hook and eye centered on the waistband for wearer comfort. The hook and eye shall be reinforced with a 7/8" non-woven tape that is anchored with topstitching through and through to the top of the waistband (bartacks in place of topstitching shall be cause for rejection). In addition to the stitching of the waistband when it is set onto the trouser, the waistband must also be topstitched below the waistband seam of the trouser to be finished to allow for alterations (with ample fabric and curtain material to allow trouser size to be increased at least one size). The outlet in the seat is to be proportional to the waist outlet so the seat may also be let out. Seat seam must be sewn with a tandem needle machine (double-needle stitch) for maximum stretch.

#### BELT LOOPS:

There shall be a minimum of seven belt loops 3/4" in width of double thickness. Each loop must have a non-woven interlining for added durability. All loops (except back center) must be sewn into the top and bottom of the waistband ("dropped" belt loops that are tacked to the outside of the trouser all around waist shall be cause for rejection). The top of the belt loops (except back center) shall be sewn into the waistband curtain seam with a Rocap machine using a zigzag stitch. The bottom of the center back loop shall be tacked to the trouser and the top of the loop tacked to the outside of the waistband to allow for easier waist alteration.



#### FLY:



Trouser shall have a brass metal zipper with memory lock brass slider secured by metal stopper at base. There shall be a French Fly tab closure on the inside of the right fly. The tab shall be double ply made of the basic trouser fabric (tabs made of pocketing material or a "grown on" French Fly will be cause for rejection). The right fly shall be lined with the same material and color as the pocketing. The fly lining shall be sewn to the left fly continuing below the zipper into the crotch area in a neat and durable manner. A button shall be located on the left fly corresponding with the French Fly tab to provide a clean and comfortable closure. Topstitching of fly to be installed with automatic "J" stitch equipment eliminating puckering and providing a clean finish. There shall be a firm straight bartack at the bottom of the fly going through the zipper tape for maximum strength. Bartack shall line up with starting point of "J" stitch.

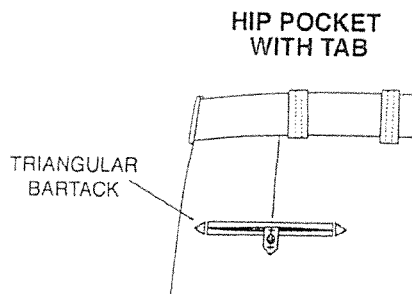
#### SEAT:

Seat must be sewn with a Tandem Needle Machine (double-needle stitch) for maximum durability.

### POCKETS:

The two (2) front pockets will be quarter top style with a minimum opening of 6" and a minimum depth of 5-3/4" measured from the bottom of the opening. Front pockets to have firm straight bartacks at top and bottom of pocket openings. Pockets shall be constructed using the stitch, turn, and topstitch method. Front pocket facing and barrier to be made of the basic trouser fabric. Facing shall be a minimum of 1" and barrier shall measure a minimum of 2" (measured to the inside edge of pocket lining).

The two (2) hip pockets shall have a minimum 5-3/8" wide (bartack to bartack) opening and a minimum depth of 5-3/4" measured from the bottom of the pocket opening. Hip pockets shall be constructed using



the double welt method on an automatic welt machine. The welts shall be finished in such a manner that there is no topstitching (topstitched hip pockets shall be cause for rejection). The corners of the hip pocket openings shall have triangular bartacks for reinforcement (use of straight bartacks shall be cause for rejection). Hip pocket facing and barrier are to be made of basic trouser fabric. Facing shall be a minimum of 3/4" and the barrier shall be a minimum of 1-1/2". The left hip pocket shall have a centered tab made of basic cloth inserted into the top welt with bartacks at the top and bottom of the tab to form an opening for a button. A button shall be located below the bottom welt corresponding in location with the

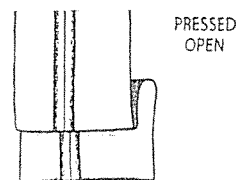
tab, which shall be interlined with non-woven for added durability. There shall be a dart centered above each hip pocket to waistband. Dart shall be approximately 2-3/4" long tapered from 3/8" at waistband and shall be installed with automatic equipment for a clean non-puckered finish.

The watch pocket shall be located on the right front at the waistband. This pocket shall have a minimum opening of 2-5/8" and a minimum depth of 2-7/8". The front of the pocket shall be made of pocketing fabric and the back of the pocket shall be made of basic fabric and the two pieces are securely stitched together. Each corner of the pocket opening shall have firm straight bartacks.

### STRIPE:

Trouser shall have a piggyback stripe sewn over the outer side seams from the bottom of the pocket opening to the bottom of the trouser. Fabric of stripe is to be the same as the trouser. Dimensions can be either 3/8" over 5/8" or 1/2" over 3/4". Color of smaller stripe shall be mariner or navy or equal. Color of larger stripe shall be gold or yellow or equal.

Trouser must be stitched with matching thread. Trouser must be neatly pressed on Hothead Presses and properly shaped. Outseams and inseams are edge serged on automatic equipment for uniformity of quality and shall be pressed open for a smooth pucker-free finish with repeated cleaning and pressing. Trouser must be cleaned and finished to eliminate loose threads.



### LABELS:

Trouser must have a permanent label providing care instructions and small woven label indicating waist size. A removable paper ticket showing the size, fabric content, cut number, and WPL or RN number must be on the outside of the waistband. Ticket to be matchbook style installed with plastic staples for easy removal without damaging trouser material and showing size when trousers are stacked.

### STOCK SIZES:

Trouser must be available from stock in the following sizes:

SHORT RISE:	28 - 40 (EVEN ONLY)
REGULAR RISE:	28 - 54 (EVEN ONLY OVER 38)

## WOMEN'S TROUSER SPECIFICATIONS

### FABRIC:

Content: 100% Polyester

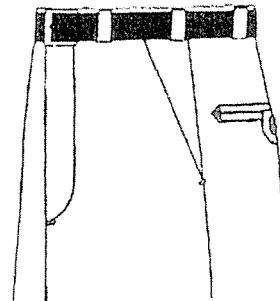
Weight: 12 - 12 ½ oz. per linear yard

Weave: Gabardine

Color: Navy

### STYLE:

Garment shall be manufactured from an up-to-date women's pattern for comfort and easier sizing. The trouser styling shall be T-1: plain front, two (2) quarter top front pockets, and two (2) hip pockets professionally finished with no visible topstitching. Work wear industrial style construction is unacceptable and shall be cause for rejection.

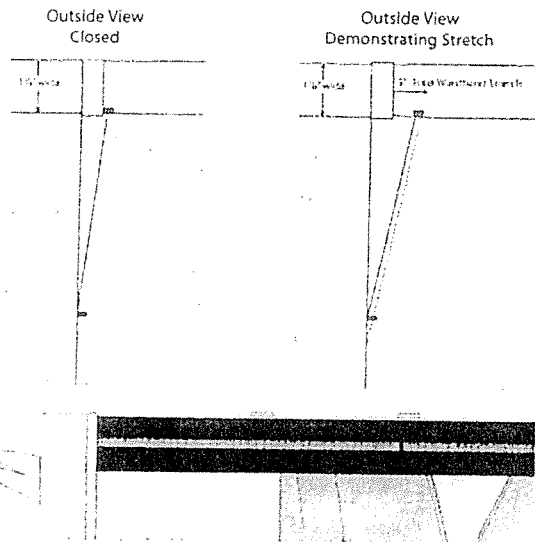


### LINING MATERIAL:

The pocketing and fly lining material shall be 70% Polyester / 30% Cotton, 2.9 oz. per square yard (60" width) with a minimum 78 x 48 count. Pocketing must have a durable press finish and the color of the pocketing must be black.

### FREEDOM-FLEX WAISTBAND SYSTEM:

Trouser shall be made with a special Freedom-Flex Waistband System that will allow the wearer waist expansion of 2 1/2" to 3". The waistband shall measure a minimum of 1-7/8" wide when finished. The flexible expansion split portion of the waistband shall be to the front of the trouser side seam and there shall be a ¾-inch wide side belt loop positioned to 'hide' the expansion split of the waistband.



The waistband curtain shall consist of two different styles for maximum waistband expansion to enhance wearer comfort, fit, and appearance. The front of the trouser (to the expansion split) waistband curtain style shall consist of a 2-inch wide elastic section that incorporates Tru-Grip, a ½" surface area composed of thin 55 gauge rubber for maximum comfort and performance. The Tru-Grip acts to help keep shirts tucked in securely. (Use of a single silicone strip or strips instead of ½" wide rubberized surface area shall be cause for rejection.)

The back half of the trouser waistband curtain shall finish a minimum 2-1/8" wide and is to be made of black pocketing material and shall be attached to the top of the trouser with a zigzag stitch. The waistband curtain must also contain Tru-Grip and will line up with the Tru-Grip on the front of the expansion split. (Substitution of a silicone strip or strips in place of Tru-Grip shall not be acceptable and shall be cause for rejection.)

The waistband curtain is composed of a wet laid non-woven canvas weighing 3.3 oz. per square yard. The canvas is covered in the same color and material as the pocketing. The ½" rubberized surface area is positioned 1-¼" up from the bottom of the curtain.

The specifications for the rubberized Tru-Grip curtain are as follows:

Width: 1-1/8-inch  
Warp: 300 Denier Texturized Polyester  
Filling: 300 Denier Texturized Polyester  
Rubber: 55 Gauge  
Count: 32-36 yarns per inch  
Contents: 59% Polyester/41% Rubber

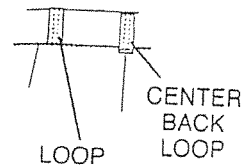
To complete the Freedom-Flex Waistband System, there shall be a 1-1/4" wide elastic component sewn into the back half of the waistband curtain to allow for the stretch and recovery of the waistband to comfortably fit the wearer's waist size. There shall be a bartack for strength and durability sewn at the stress point on the waistband where it joins the front elasticized waistband curtain joining stitching (positioned, on the waistband above the front pocket.)

The waistband closure shall be accomplished with a single crush proof hook and eye centered on the waistband for wearer comfort. The hook and eye shall be reinforced with a 7/8" non-woven tape that is anchored with topstitching through and through to the top of the waistband (bartacks in place of topstitching shall be cause for rejection). In addition to the stitching of the waistband when it is set onto the trouser, the waistband must also be topstitched below the waistband seam of the trouser to be finished to allow for alterations (with ample fabric and curtain material to allow trouser size to be increased at least one size). The outlet in the seat is to be proportional to the waist outlet so the seat may also be let out. Seat seam must be sewn with a tandem needle machine (double-needle stitch) for maximum stretch.

#### BELT LOOPS:

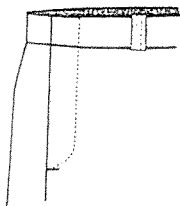
There shall be a minimum of seven belt loops 3/4" in width of double thickness. Each loop must have a non-woven interlining for added durability. All loops (except back center) must be sewn into the top and bottom of the waistband ("dropped" belt loops that are tacked to the outside of the trouser all around waist shall be cause for rejection). The top of the belt loops (except back center) shall be sewn into the waistband curtain seam with a Rocap machine using a zigzag stitch. The bottom of the center back loop shall be tacked to the trouser and the top of the loop tacked to the outside of the waistband to allow for easier waist alteration.

#### **BELT LOOP**



#### FLY:

##### **"J" STITCH**



Trouser shall have a brass metal zipper with memory lock brass slider secured by metal stopper at base. There shall be a French Fly tab closure on the inside of the right fly. The tab shall be double ply made of the basic trouser fabric (tabs made of pocketing material or a "grown on" French Fly will be cause for rejection). The right fly shall be lined with the same material and color as the pocketing. The fly lining shall be sewn to the left fly continuing below the zipper into the crotch area in a neat and durable manner. A button shall be located on the left fly corresponding with the French Fly tab to provide a clean and comfortable closure. Topstitching of fly to be installed with automatic "J" stitch equipment eliminating puckering and providing a clean finish. There shall be a firm straight bartack at the bottom of the fly going through the zipper tape for maximum strength. Bartack shall line up with starting point of "J" stitch.

#### SEAT:

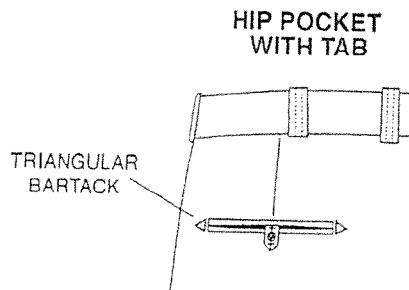
Seat must be sewn with a Tandem Needle Machine (double-needle stitch) for maximum durability.



#### POCKETS:

The two (2) front pockets will be quarter top style with a minimum opening of 6" and a minimum depth of 4-1/2" measured from the bottom of the opening. Front pockets to have firm straight bartacks at bottom of pocket openings. Pockets shall be constructed using the stitch, turn, and topstitch method. Front pocket facing and barrier to be made of the basic trouser fabric. Facing shall be a minimum of 1" and barrier shall measure a minimum of 2" (measured to the inside edge of pocket lining).

The two (2) hip pockets shall have a minimum 5-3/8" wide (bartack to bartack) opening and a minimum depth of 5-3/4" measured from the bottom of the pocket opening. Hip pockets shall be constructed using



the double welt method on an automatic welt machine. The welts shall be finished in such a manner that there is no topstitching (topstitched hip pockets shall be cause for rejection). The corners of the hip pocket openings shall have triangular bartacks for reinforcement (use of straight bartacks shall be cause for rejection). Hip pocket facing and barrier are to be made of basic trouser fabric. Facing shall be a minimum of 3/4" and the barrier shall measure a minimum of 1-1/2". The left hip pocket shall have a centered tab made of basic cloth inserted into the top welt with bartacks at the top and bottom of the tab to form an opening for a button. A button shall be located below the bottom welt corresponding in location with the

tab, which shall be interlined with non-woven for added durability. There shall be a dart centered above each hip pocket to waistband. Dart shall be approximately 2-3/4" long tapered from 3/8" at waistband and shall be installed with automatic equipment for a clean non-puckered finish.

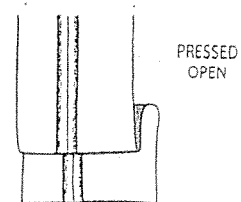
The watch pocket shall be located on the right front at the waistband. This pocket shall have a minimum opening of 2-5/8" and a minimum depth of 2-7/8". The front of the pocket shall be made of pocketing fabric and the back of the pocket shall be made of basic fabric and the two pieces are securely stitched together. Each corner of the pocket opening shall have firm straight bartacks.

0000000

#### STRIPE:

Trouser shall have a piggyback stripe sewn over the outer side seams from the bottom of the pocket opening to the bottom of the trouser. Fabric of stripe is to be the same as the trouser. Dimensions can be either 3/8" over 5/8" or 1/2" over 3/4". Color of smaller stripe shall be mariner or navy or equal. Color of larger stripe shall be gold or yellow or equal.

Hothead Presses and properly shaped. Outseams and inseams are edge serged on automatic equipment for uniformity of quality and shall be pressed open for a smooth pucker-free finish with repeated cleaning and pressing. Trouser must be cleaned and finished to eliminate loose threads.



#### STOCK SIZES:

Trouser must be available from stock in the following sizes:

Women's

2 - 26

#### LABELS:

Trouser must have a permanent label providing care instructions and small woven label indicating waist size. A removable paper ticket showing the size, fabric content, cut number, and WPL or RN number must be on the outside of the waistband. Ticket to be matchbook style installed with plastic staples for easy removal without damaging trouser material and showing size when trousers are stacked.

## MEN'S COAT SPECIFICATIONS

### FABRIC:


Outer Shell - 100% Nylon Full Dull With PU Clear Breathable Coating 5000/5000+W/R+Cire (FAA-KOXYG)

### COLOR:

Navy Blue

### LINING:

100% Nylon 210T Taffeta 78gm/m2 P/D + PU clear coating 1000 mm +W/R + cire (I4-DOUAG). Color of lining must be black.



### BODY DESIGN:

The jacket shall be full cut, waist length with zipper front closure, zip-in/zip-out liner, shirred waistband and zippered side vents. Body and sleeves are fully lined with a permanent 86 pick Nylon, color to match. The fronts shall be plain with patch pockets, scalloped flaps and badge tab. Jacket will be designed with a facing to accommodate the zip-out liner. There is to be a separate 2 1/2" shirred waistband with 2 1/2" heavy-duty elastic. The entire waistband is to be shirred with the exception of an area approximately 6" on either side of the front opening. The jacket shall be designed with size zippered vents for easy access to weapon and equipment. The vents must have an elasticized snap tab closure system at the bottom.

### SLEEVES:

The sleeves shall be one piece. The bottom of the sleeve shall have Velcro and elastic for adjustable fit.

### POCKETS & FLAPS:

There shall be two patch pockets with inverted pleats finishing approximately 7" wide and 7 3/4" deep. Flaps shall be scalloped and self-lined. They shall close with Velcro on the side points and with a centered buttonhole. The pockets shall have a minimum 6" opening at the top and sides. The pockets shall be interlined with 65%/35% Poly/Cotton. The left flap is to have a pencil opening at the top of the flap. Both the pockets and the flaps are bartacked.

### COLLAR AND COLLAR STAND:

The permanent collar shall be made of two plies of the basic fabric plus the interlining. The collar shall be designed to accommodate a removable fur collar by having buttons on the underside of the collar. The collar points shall be well shaped and symmetrical. The collar shall be top stitched with collar points long enough for a neat appearance.

### BADGE TAB:

To be of jacket material 2 1/2" long, 1" wide with 2 metal vertical eyelets 1 1/4" apart, center to center. Tab centered above left pocket and flap.

### SHOULDER STRAPS:

Shoulder straps constructed of two plies of the basic fabric plus the interlining. Shoulder strap shall be pointed and have slight taper for better appearance. Shoulder straps shall be sewn into the sleeve head with cross-stitching and the points of the straps stitched to the shoulder at the neck.

FINISHING & PRESSING:

The entire jacket must be made in a first class manner - work clothes type jackets will not be acceptable. All loose threads must be removed and jacket must be completely pressed with high temperature pressing equipment and properly shaped. When completed, the jacket must be baked at the proper temperature to insure wrinkle resistance.

LABELS:

There shall be permanently affixed size label and care instruction label.

INSIDE POCKETS:

Jacket shall have a welt inside breast pocket on each side. Pocket lining shall be 65/35 Poly/Cotton.

SIDE ZIPPER VENTS:

Jacket shall be designed with side zippered vents for easy access to weapon and equipment. The vents must have an elasticized snap tab closure system at the bottom.

SIZES AVAILABLE:

XS – 5XL

Comes in Long lengths from Small – 5XL

Zip-out Liner:

SHELL:

86 pick black nylon taffeta.

INSULATION:

3M Thinsulate, with a scrim covering front and back to prevent migration of insulation fibers. Lining must be quilted horizontally with a minimum of a 6" railroad pattern for maximum thermo retention. Excess stitching and openings in liner cause extreme loss of body heat.

BODY:

Body - 3M Thinsulate CDS 200 composed of 65% Polyolefin microfibers and 35% 6 Denier Polyester staple fibers (by weight) shall weigh approximately 200-grams/square meter horizontally quilted.

SLEEVES:

Sleeves - 3M Thinsulate CDS 100 composed of 65% Polyolefin microfibers and 35% 6 Denier Polyester staple fibers (by weight). Shall weigh approximately 100-grams/square meter horizontally quilted. The liner sleeves shall have knit wristlets.

KNIT INSERTS:

Black knit inserts must be attached beginning at the shoulder seam to the side seam of the liner sleeves approximately 16" in length and 2" at widest center point for comfort and ease of movement.

BASIC DESIGN:

The liner should be full cut, designed to properly fit into jacket. Liner to incorporate side vent openings corresponding in location with side vents on jackets to allow access to equipment or weapon.

All outer edges of the liner must be bound, covered with a bias binding and sewn with a safety stitch.

Liner sleeves to attach to jacket sleeves with a snap and tab system. Use of a button and buttonhole for this purpose is unacceptable.

The liner shall have one patch pocket located on the inside of the left front.

There shall be a zipper around the perimeter of the liner so it may be properly zipped into the jacket.

## MEN'S COAT SPECIFICATIONS

### HONOR GUARD COAT

FABRIC: (521-0130)

Content: 55 % Polyester / 45% Wool

Weight: 11 ½ – 12 oz. per linear yard

Weave: Gabardine

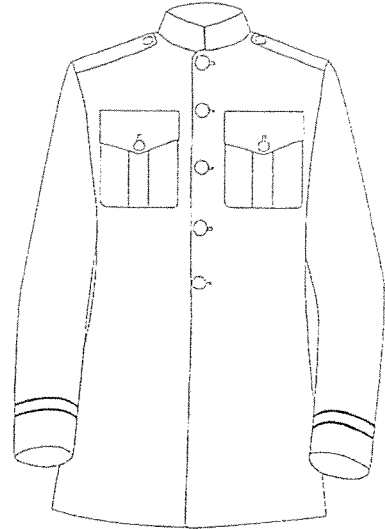
Color: Dark Navy

#### BASIC DESIGN:

Seven (5) button, single breasted straight front, semi-form fitting, with standing collar.

#### BUTTONS:

Four (4) 36 Ligne Gilt "S" buttons with one (1) 34 ligne black bone button sewn on front and one (1) 24 Ligne Gilt "S" button on each pocket flap and shoulder straps.



#### COLLAR:

Standing collar out of shell material with columbia blue cordedge into top, front and bottom edges. Collar shall have two nickel hooks and eyes with tab to protect wearer. Collar shall be interlined with buckram.

#### EDGES AND SEAMS:

Edges to be single stitched 3/16". Plain seams, pressed open.

#### POCKETS:

Two (2) breast pleated patch pockets with pointed flaps. Breast flap buttons shall be sunk through stitched eyelets with Gilt "S" buttons. Breast flaps shall be stitched down at corners with #106 columbia blue cordedge into side and bottom edges. One (1) inside breast pocket on right side.

#### LINING:

Coat is to be fully lined with black Poly-T lining.

#### SLEEVES

Coat sleeves shall be lined with black Poly-T. Sleeve shall have a 1 ¼" columbia blue stripe with 1" black stripe through center (furnished by customer), sewn around each sleeve, 3" up.

#### VENT:

There shall be a center back vent.

#### SHOULDER STRAPS

Double thickness, out of shell material with #106 columbia blue cordedge into edges, rounded. Sewn in sleeve seams 2 ¼ inches wide tapering to approximately 2 inches at eye of buttonhole.

#### SWEAT SHIELDS:

A sleeve sweat shield of the same cloth as in the body of the coat, piped with rayon to be securely set under each arm over the lining.

Men's Coat Specification  
Page 2 of 2

OUTLETS:

Turn up at sleeve cuffs to be no less than 2 ½ ".

LABELS:

Coat must have a permanent label providing cut number, style #, dry clean only care, content, country of origin, name and size.

## MEN'S TROUSER WITH FREEDOM-FLEX SPECIFICATIONS

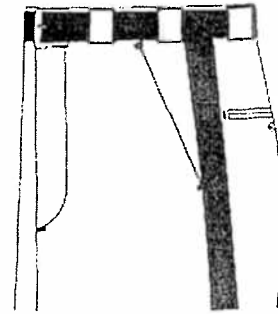
### HONOR GUARD TROUSERS

#### FABRIC:

Content: 55% Polyester/45% Wool  
Weight: 11 – 11 ½ oz. per linear yard  
Weave: Gabardine  
Color: Dark Navy

#### STYLE:

Trouser shall be manufactured from an up-to-date men's uniform trouser pattern. The trouser styling shall be T-1: plain front, two (2) quarter top front pockets, and two (2) hip pockets professionally finished with no visible topstitching. Work wear industrial style construction is unacceptable and shall be cause for rejection.

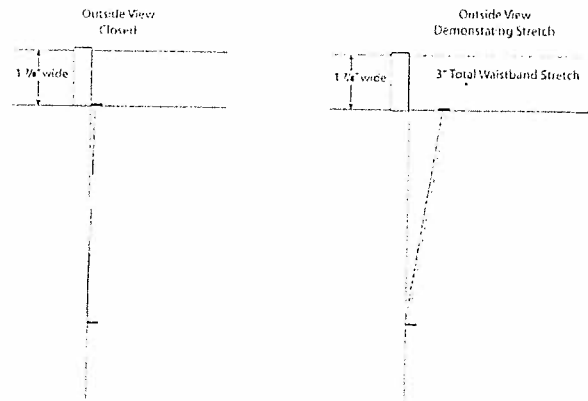


#### LINING MATERIAL:


The pocketing and fly lining material shall be 70% Polyester / 30% Cotton, 2.9 oz. per square yard (60" width) with a minimum 78 x 48 count. Pocketing must have a durable press finish and the color of the pocketing must be black.

#### FREEDOM-FLEX WAISTBAND SYSTEM:

Trouser shall be made with a special Freedom-Flex Waistband System that will allow the wearer waist expansion of 2 1/2" to 3". The waistband shall measure a minimum of 1-7/8" wide when finished. The flexible expansion split portion of the waistband shall be to the front of the trouser side seam and there shall be a 3/4-inch wide side belt loop positioned to 'hide' the expansion split of the waistband.



The waistband curtain shall consist of two different styles for maximum waistband expansion to enhance wearer comfort, fit, and appearance. The front of the trouser (to the expansion split) waistband curtain style shall consist of a 2-inch wide elastic section that incorporates Tru-Grip, a 1/2" surface area composed of thin 55 gauge rubber for maximum comfort and performance. The Tru-Grip acts to help keep shirts tucked in securely. (Use of a single silicone strip or strips instead of 1/2" wide rubberized surface area shall be cause for rejection.)



The back half of the trouser waistband curtain shall finish a minimum 2-1/8" wide and is to be made of black pocketing material and shall be attached to the top of the trouser with a zigzag stitch. The waistband curtain must also contain Tru-Grip and will line up with the Tru-Grip on the front of the expansion split. (Substitution of a silicone strip or strips in place of Tru-Grip shall not be acceptable and shall be cause for rejection.)

The waistband curtain is composed of a wet laid non-woven canvas weighing 3.3 oz. per square yard. The canvas is covered in the same color and material as the pocketing. The 1/2" rubberized surface area is positioned 1-1/4" up from the bottom of the curtain.

The specifications for the rubberized Tru-Grip curtain are as follows:

Width: 1-1/8-inch  
Warp: 300 Denier Texturized Polyester  
Filling: 300 Denier Texturized Polyester  
Rubber: 55 Gauge  
Count: 32-36 yarns per inch  
Contents: 59% Polyester/41% Rubber

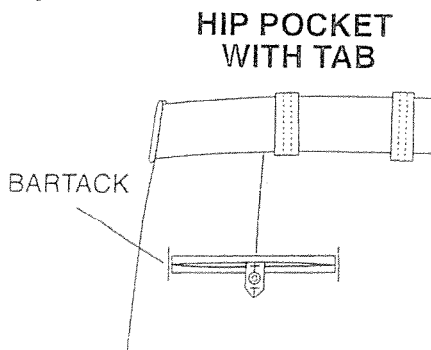
To complete the Freedom-Flex Waistband System, there shall be a 1-1/4" wide elastic component sewn into the back half of the waistband curtain to allow for the stretch and recovery of the waistband to comfortably fit the wearer's waist size. There shall be a bartack for strength and durability sewn at the stress point on the waistband where it joins the front elasticized waistband curtain joining stitching (positioned, on the waistband above the front pocket.)

The waistband closure shall be accomplished with one crush proof hook and eye centered on the waistband for wearer comfort. The hook and eye shall be reinforced with a 7/8" non-woven tape that is anchored with topstitching through and through to the top of the waistband (bartacks in place of topstitching shall be cause for rejection). In addition to the stitching of the waistband when it is set onto the trouser, the waistband must also be topstitched below the waistband seam of the trouser to be finished to allow for alterations (with ample fabric and curtain material to allow trouser size to be increased at least one size). The outlet in the seat is to be proportional to the waist outlet so the seat may also be let out. Seat seam must be sewn with a tandem needle machine (double-needle stitch) for maximum stretch.

#### POCKETS:

A specially designed front pocket shall be used so that it will expand and work in conjunction the Freedom-Flex Waistband System. There will be a 1/2-inch wide elastic attached to the front pockets and the waistband allowing for the recovery of the front pocket to wearer's most comfortable waist size position. The two (2) front pockets will be quarter top style with a minimum opening of 6" and a minimum depth of 5-3/4" measured from the bottom of the opening. Front pockets to have firm straight bartacks at top and bottom of pocket openings. Pockets shall be constructed using the stitch, turn, and topstitch method. Front pocket facing and barrier to be made of the basic trouser fabric. Facing shall be a minimum of 1" and barrier shall measure a minimum of 2" (measured to the inside edge of pocket lining).

The two (2) hip pockets shall have a minimum 5-3/8" wide (bartack to bartack) opening and a minimum depth of 5-3/4" measured from the bottom of the pocket opening. Hip pockets shall be constructed using



the double welt method on an automatic welt machine. The welts shall be finished in such a manner that there is no topstitching (topstitched hip pockets shall be cause for rejection). The corners of the hip pocket openings shall have straight bartacks for reinforcement (use of triangular bartacks shall be cause for rejection). Hip pocket facing and barrier are to be made of basic trouser fabric. Facing shall be a minimum of 3/4" and the barrier shall be a minimum of 1-1/2". The left hip pocket shall have a centered tab made of basic cloth inserted into the top welt with bartacks at the top and bottom of the tab to form an opening for a button. A button shall be located below the bottom welt corresponding in location with the tab, which shall be interlined

with non-woven for added durability. There shall be a dart centered above each hip pocket to waistband. Dart shall be approximately 2-3/4" long tapered from 3/8" at waistband and shall be installed with automatic equipment for a clean non-puckered finish.

#### SEAT:

Seat must be sewn with a Tandem Needle Machine (double-needle stitch) for maximum durability.

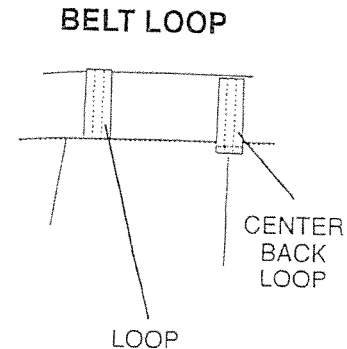


STRIPE:

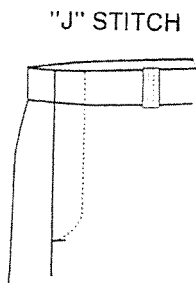
Trousers shall have 1 1/4" columbia blue stripe with 1" black stripe through center to the waistband sewn on top of the side seam. Stripe shall be furnished by the customer.

BELT LOOPS:

There shall be a minimum of seven belt loops 3/4" in width of double thickness. Each loop must have a non-woven interlining for added durability. All loops (except back center) must be sewn into the top and bottom of the waistband ("dropped" belt loops that are tacked to the outside of the trouser all around waist shall be cause for rejection). The top of the belt loops (except back center) shall be sewn into the waistband curtain seam with a Rocap machine using a zigzag stitch. The bottom of the center back loop shall be tacked to the trouser and the top of the loop tacked to the outside of the waistband to allow for easier waist alteration.



FLY:



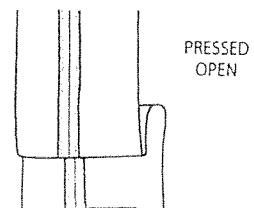
Trouser shall have a brass metal zipper with memory lock brass slider secured by metal stopper at base. There shall be a French Fly tab closure on the inside of the right fly. The tab shall be double ply made of the basic trouser fabric (tabs made of pocketing material or a "grown on" French Fly will be cause for rejection). The right fly shall be lined with the same material and color as the pocketing. The fly lining shall be sewn to the left fly continuing below the zipper into the crotch area in a neat and durable manner. A button shall be located on the left fly corresponding with the French Fly tab to provide a clean and comfortable closure. Topstitching of fly to be installed with automatic "J" stitch equipment eliminating puckering and providing a clean finish.

There shall be a firm straight bartack at the bottom of the fly going through the zipper tape for maximum strength. Bartack shall line up with starting point of "J" stitch.

STITCHING, PRESSING & FINISHING:

Trouser must be stitched with matching thread. Trouser must be neatly pressed on Hothead Presses and properly shaped. Outseams and inseams are edge serged on automatic equipment for uniformity of quality and shall be pressed open for a smooth pucker-free finish with repeated cleaning and pressing. Trouser must be cleaned and finished to eliminate loose threads.

**SERGED  
INSEAM/OUTSEAM  
(INSIDE VIEW)**



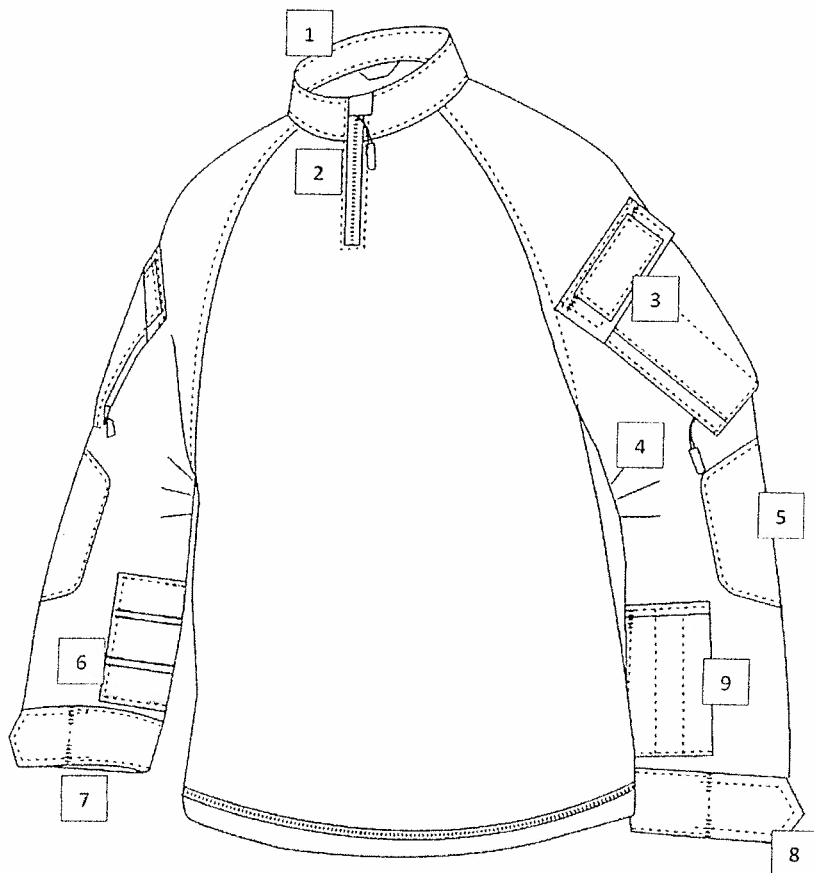
LABELS:

Trouser must have a permanent label providing care instructions and small woven label indicating waist size. A removable paper ticket showing the size, fabric content, cut number, and WPL or RN number must be on the outside of the waistband. Ticket to be matchbook style installed with plastic staples for easy removal without damaging trouser material and showing size when trousers are stacked.

# TACTICAL / SWAT COMBAT SHIRT

## GENERAL DESIGN & DESCRIPTION

The TRU XTreme™ Combat Shirt is a stand-alone shirt intended to greatly increase user comfort through the use of lightweight, moisture-wicking, and breathable fabrics. The shirt's torso is constructed of highly breathable no melt no drip CORDURA® Baselayer\* fabric, a 60/40 cotton nylon blend with advanced moisture management capabilities that also reduces the severity of burn injuries. The fabric wicks moisture away from the skin and dries rapidly, preventing the fabric from sticking to the user's skin and greatly increasing comfort. The sleeves and upper back panels of the shirt are constructed of a lightweight, but durable and abrasion-resistant 50/50 Nylon /Cotton fabric designed to provide extra protection for areas not protected by body armor. Each sleeve has a Superfabric® external elbow pockets. No-seam shoulders minimize rubbing or chafing under armor. Other features include loop faced shoulder pockets with hook and loop closure and hidden zipper pockets on the upper arm and a detachable tri pocket accessory with document window and pen slots.



## COLORS/FABRICS

### **50/50 Nylon Cotton Rip-Stop**

*(Fabric refers to sleeve fabric only)*

2580	Olive Drab
2581	Black
2582	Khaki
2583	Navy
2585	MultiCam®

1. Mandarin collar with CORDURA® Baselayer interior for added comfort.
2. Zipper front closure with zipper hood for comfort.
3. Loop faced shoulder pockets for patches, with hook & loop closure and hidden zipper pocket accessible from the front by pull tab zippers.
4. Articulated elbows.
5. SuperFabric® elbow patches for added abrasion resistance.
6. Tunnel system on sleeves for alternating tri-pocket from left to right hand use.
7. Angled cuff for added wrist/hand protection.
8. Adjustable hook & loop cuff closure.
9. Removeable tri-pocket accessory with document window and 3 interior pen/pencil slots.

## **Sizes:**

XSmall-3XLarge Regular  
Medium-2XLarge Long

# TACTICAL / SWAT BASE LAYER SHIRT

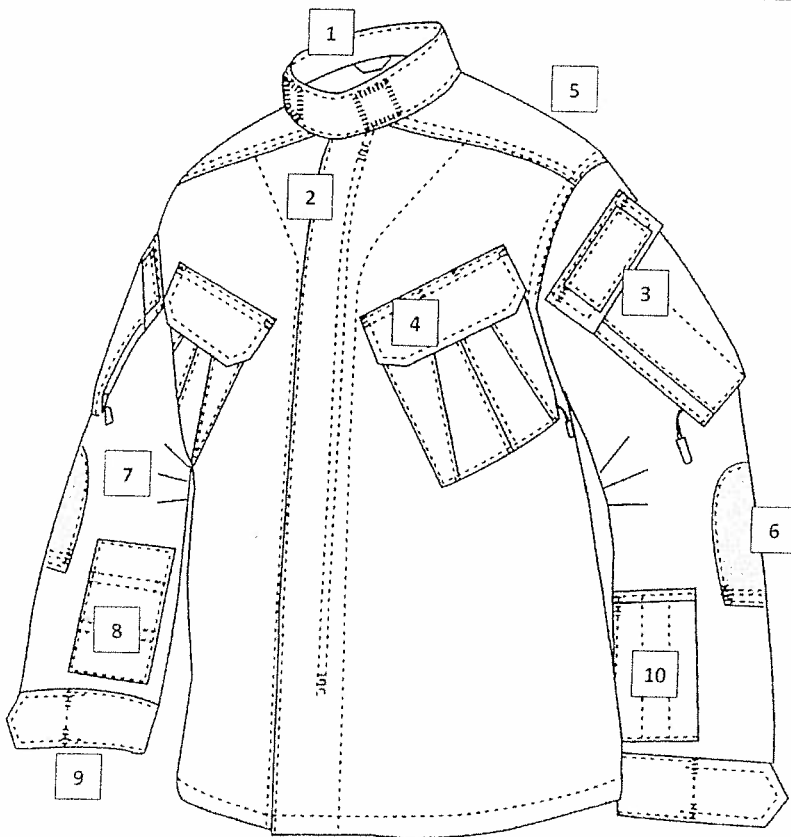
## GENERAL DESIGN & DESCRIPTION

The TRU XTreme™ Shirt features two slanted bellowed pockets with an inverted pleat and two angled opposing pleats with mitered pocket flaps with hook and loop closures. There are hidden zipper pockets incorporated into the chest pockets at the outer edge. The left pocket and flap has a pen opening. It has a squaretail to wear in or outside the pants, reinforced Superfabric® external elbow pockets for elbow pad inserts, with easy access external hook and loop opening. It has a single breasted front with a two way YKK® zipper closure and hook and loop fastener tape closure that is stitched with a box x. The long sleeves have adjustable hook and loop cuffs with zigzag stitching. Both sleeves have a bellows pocket with flap with a stitched hidden zipper pocket incorporated into the front edge of the pocket. The pockets and flaps are loop faced for patches. The lower left sleeve pocket shall have a detachable tri-pocket with document window patch pocket with pen slots on the top panel and a front opening with hook and loop closure. The pocket shall have a document window under the top panel with a hook and loop closure. The shirt shall have a mandarin collar with zigzag stitched hook and loop that can be worn down or up and the back shall have mesh lined cape opening with hook and loop closures.

## COLORS/FABRICS

### 50/50 Nylon Cotton Rip-Stop

1200	Olive Drab
1201	Black
1202	Khaki
1203	Navy
1205	MultiCam®



1. Mandarin collar with CORDURA® Baselayer interior for added comfort with locker loop.
2. Zippered front placket with hook & loop secured storm flap.
3. Loop faced shoulder pockets for patches, with hook & loop closure and hidden zipper pocket accessible from the front by pull tab zippers.
4. Bellowed chest pockets with inverted pleat, hook & loop closure and hidden pocket.
5. Back cape with hook & loop closure with the option for attachment panel with mesh inner lining
6. SuperFabric® elbow patches for added abrasion resistance with external pad pockets.
7. Articulated elbows.
8. Tunnel system on sleeves for alternating tri-pocket from left to right hand use.
9. Angled cuff for added wrist/hand protection with adjustable hook & loop closure.
10. Removeable tri-pocket accessory with document window and 3 interior pen/pencil slots.

Sizes:

XSmall-3XLarge Regular  
Medium-2XLarge Long

# TACTICAL / SWAT PANTS

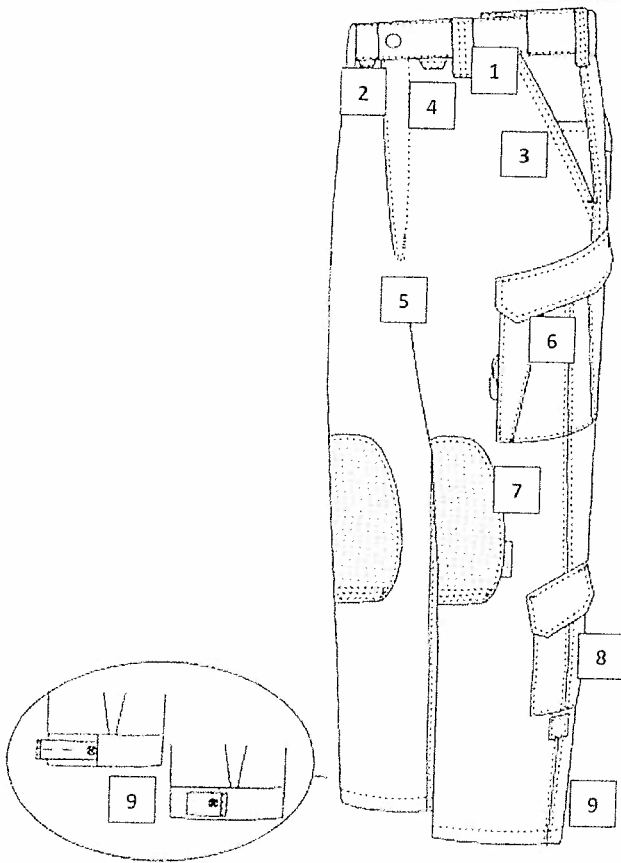
## GENERAL DESIGN & DESCRIPTION

The TRU XTreme™ Trousers shall have a slider waistband with zipper fly front and TRU-SPEC® snap closure as well as a hook & loop closure. It shall have 1" wide belt loops with 2-1/4" belt loop openings. There are 2 front slashed pockets, 2 snag-proof hook & loop flapped hip and cargo pockets as well as 2 lower leg pockets with flaps. The pocket flaps shall have heavy reinforced pel- lon fused to the outer side of the panels. Also, it shall have reinforced seats & knees and vertical expandable mesh lined lower leg openings with zipper closures. Legs shall have 1-1/4" clean finish hem with elastic and button adjustable closures at expansion. Seatseams, sideseams and inseams are of double needle felled construction.

## COLORS/FABRICS

### 50/50 Nylon Cotton Rip-Stop

- 1210 Olive Drab
- 1211 Black
- 1212 Khaki
- 1213 Navy
- 1215 MultiCam®



1. Slider waistband with 1" side belt loops with 2-1/4" openings.
2. TRU-SPEC® original PRYM snap with YKK® zipper and hidden internal handcuff key pocket.
3. Front slash pockets include hidden cell phone or accessory pocket on both sides with reinforced openings and 2 knife/accessory pockets with stiff fused inner lining.
4. Front utility loops.
5. Diamond shaped gusseted crotch for ease of movement.
6. 2 cargo pockets with inverted pleat and angled opposing pleats, mitered flaps with hook & loop closure. Hidden internal front zipper pocket on both sides.
7. Articulated knees with SuperFabric® knee patches that include external openings for knee pads secured with hook & loop closure.
8. 2 bellowed lower leg cargo pockets with inverted pleat and mitered flaps with hook & loop closure.
9. External zipper leg openings with expandable mesh lining and 1" button closure.

### Sizes:

XSmall-3XLarge Regular  
Medium-2XLarge Long

# TACTICAL / SWAT SHIRT & PANTS SPECIFICATIONS

---

## Construction Detail

### **Stitching**

Seam specification is 10 – 12 stitches per inch (SPI) including the lock stitch, chain stitch, felled seams, safety and serge seams; Bar-tacks - 28 SPI.

### **Chest Pockets**

The front shall have two slanted chest patch pockets with mitered flaps. The pockets shall have a centered inverted pleat and two angled opposing pleats with pleat edge being 2" from the center pleat at the bottom of the pocket and finishing 1/2" from the center pleat at the top. The pocket shall have an expandable bellows at the inner edge of the pocket. The pocket closure shall be hook and loop fastener tape. The loop fastener shall be sewn on the pocket flap and the hook fastener on the pocket. The pocket flaps are reinforced with bar-tacks at corners over topstitching. There shall be a hidden zipper opening at the outer edge of the pockets forming another pocket underneath the upper patch pocket. The left chest pocket flap shall have a pen slot opening centered with bar-tacks on each side.

### **Sleeve Pockets**

The sleeve pockets will be bellows type pockets with flap. The sleeve pockets and flaps shall have loop fastener tape sewn on the front for patches and shall have an opening of 4-3/4". The flaps shall have bar-tacks at the top corners over the topstitching. The pockets shall have bar-tacks at the top corners and the front lower corner for extra strength at stress points. There shall be a hidden zipper opening at the front edge of the pockets forming another pocket underneath the sleeve patch pocket. The lower sleeves shall have a tunnel system for attaching the three way pocket configuration consisting of a patch pocket with hook and loop closure at the front side opening, a window pocket with hook and loop closure at the back side opening and a three channel pencil pocket with a double turned clean finished hem of 1/2" on the outside of the flap built as one pocket unit.

### **Sleeve and Cuffs**

The sleeves shall be of two piece design with articulated elbows. The sleeves shall be double needle felled with a pleat forming the articulated elbow at the inside seam. The sleeve cuffs shall have a tab closure with hook and loop fastener tape. The hook and loop shall be stitched with a zigzag stitch for added strength.

### **Sleeve Elbow Pockets**

There shall be an elbow patch with external opening for elbow pad inserts on each sleeve. The external pocket shall be made of Superfabric®. The closure of the elbow patch shall be hook and loop fastener tape.

### **Collars**

The collar shall be a Mandarin collar that can be worn down or up. It shall have hook and loop closure with zigzag stitching for added strength. It shall have a clean finish on the inside and 1/8" topstitching.

## TACTICAL / SWAT SHIRT & PANTS SPECIFICATIONS

---

### **Side / Shoulder / Sleeve Seams**

Side seam, shoulder seam and sleeve seams shall be double needle felled seams.

### **Back**

Back shall have a cape opening across the length of the back. The cape shall be serged and hemmed with a 1" single turn single needle lockstitch hem. It shall have two 1" x 2" hook and loop closure equidistant between the side seam and the center of the cape opening. The loop shall be attached to the inside of the cape flap 1/4" from the edge and the hook shall be attached to the inside back panel to align with the loop. There shall be a mesh upper panel attached to the lower back panel and double needle topstitched to form the entire inner back panel.

### **Hem Bottom**

The hem shall be a 3/4" clean finish single needle lockstitch hem.

### **Packing / Labeling**

The garment will have labels with the manufacturers' country of origin, size, fiber content, care instructions and cut/date label. Packing (pending on customer) will have TRU-SPEC hang tag, Superfabric<sup>®</sup> hang tag, Pro-G hang tag, clear poly bag and TRU-SPEC<sup>®</sup> boxes.

# TACTICAL / SWAT SHIRT & PANTS SPECIFICATIONS

## Measurement Specification

Specification Standards		Tolerance	Size	Size	Size	Size	Size
			XS	S	M	L	XL
<b>Regular</b>							
<b>A</b>	<b>Front Length-Shoulder H/P</b>	+/- 1/2"	29 1/2	30	30 1/2	31	31 1/2
<b>B</b>	<b>Back Length-Center back</b>	+/- 1/2"	29 1/2	30	30 1/2	31	31 1/2
<b>C</b>	<b>Chest</b>	+1 -3/4"	40 1/2	44 1/2	48 1/2	52 1/2	56 1/2
<b>D</b>	<b>Sleeve Inseam Length</b>	+/- 1/2"	21 5/8	21 7/8	22 1/8	22 3/8	22 5/8
<b>Long</b>							
<b>A</b>	<b>Front Length-Shoulder H/P</b>	+/- 1/2"		31 1/2	32	32 1/2	33
<b>B</b>	<b>Back Length-Center back</b>	+/- 1/2"		31 1/2	32	32 1/2	33
<b>C</b>	<b>Chest</b>	+1 -3/4"		44 1/2	48 1/2	52 1/2	56 1/2
<b>D</b>	<b>Sleeve Inseam Length</b>	+/- 1/2"		22 7/8	23 1/8	23 3/8	23 5/8

Specification Standards		Tolerance	Size	Size	Size	Size
			2 XL	3 XL	4 XL	5 XL
<b>Regular</b>						
<b>A</b>	<b>Front Length-Shoulder H/P</b>	+/- 1/2"	32	32 1/2	33	33 1/2
<b>B</b>	<b>Back Length-Center back</b>	+/- 1/2"	32	32 1/2	33	33 1/2
<b>C</b>	<b>Chest</b>	+1 -3/4"	60 1/2	64 1/2	68 1/2	72 1/2
<b>D</b>	<b>Sleeve Inseam Length</b>	+/- 1/2"	22 7/8	23 1/8	23 3/8	23 5/8
<b>Long</b>						
<b>A</b>	<b>Front Length-Shoulder H/P</b>	+/- 1/2"	33 1/2	34		
<b>B</b>	<b>Back Length-Center back</b>	+/- 1/2"	33 1/2	34		
<b>C</b>	<b>Chest</b>	+1 -3/4"	60 1/2	64 1/2		
<b>D</b>	<b>Sleeve Inseam Length</b>	+/- 1/2"	23 7/8	24 1/8		

# **TACTICAL DRESS SHIRT**

## **BDU'S**

### **FABRIC**

Fabric to be 65% Poly / 35% Cotton Ripstop, treated with Dupont Teflon for stain resistance and color retention. Fabric must meet the following specifications to assure consistency of color, quality and wear:

Weight: 4.0 oz

Colorfastness: 4

Shrinkage: 2.5-3%

### **DESIGN**

The Propper lightweight tactical dress shirt shall have felled seams, a mock 7 button dress shirt placket with hidden zipper, box stitched shoulder epaulets, 2 dual front pockets, and badge tab included.

### **COLLAR**

Banded collar with sewn in collar stays as well as hidden button stands under the collar for a professional or casual look.

### **POCKETS**

2 front patch pockets designed with decorative pleats and mitered corners. Each pocket flap closes using hook and loop with a mock button closure centered on each flap and includes a pen/pencil pocket on the inner corner. Behind each patch pocket is a hidden zippered pocket.

### **SLEEVES**

Both long and short sleeves shirts feature a gusseted underarm for better range of motion. Short sleeved shirts are finished with a 1" double tuned hem. Long sleeved shirts feature adjustable cuffs and tabs/buttons to roll up and secure sleeves.

### **LABEL**

The shirt will have a Label attached to the bottom of the inner collar with the following information: Size, Fabric Content, Care Instructions and Country of Origin.

### **SIZES**

Short sleeved: XS-4XL Regular

Long sleeved: XS-4XL Regular & S-3XL Long

### **COLOR**

Black, Grey, Coyote, LAPD Navy, Khaki, Olive, Charcoal Grey

### **MANUFACTURER**

An ISO 9001 certified company must do manufacturing. ISO certificates must be available at the time of bid opening. Manufacturer must be a current supplier to the US Military with proof of military contract to be made available at bid opening to assure an end user of consistent availability and quality.

Must be Propper F5311 or F5312 – no substitutions



## Lightweight Tactical Trouser Specifications

### BDU'S

#### Fabric:

6.4 oz per yard - 65/35 Poly/Cotton Ripstop, to eliminate shrinkage, and reduce post-laundrying wrinkle, treated with Dupont Teflon 4 for stain resistance and color retention. 100% cotton ripstop will be cause for immediate rejection.

#### Design:

The pant shall incorporate a pleated front and two ¼ top pockets, two rear pockets, secured with hook and loop, straight across, (slanted slash pockets will not be acceptable), as well as two full sized inverted pleat cargo pockets.

Other pocket includes one small cell phone/magazine pocket. There shall be no loose straps, which could get caught on objects during a tactical situation. Any loops or straps will be cause for immediate rejection.

#### Length/Sizes

Men's waist sizes 28"-54"

We offer open bottom in 28, 48-54". All sizes 30" – 46" are finished in 30,32,34,36 inseams.

#### Pocket Design/Construction:

Pockets shall all be secured with Double needle construction. Cargo pockets shall have mitered pocket flaps and must be lined with GST\* pella that is used in US Military Garments. Pockets shall be secured with hook and loop.

Pocketing shall be produced with self-goods for strength and durability. Any product other than self-goods manufacture will be cause for immediate rejection. Inside rear pockets there shall be additional wallet pocket for ease of use.

#### Waistband:

The band will be made with 1 1/2" wide elastic on each side of the waistband, allowing the waist to expand up to 3.5" in circumference for increased comfort and mobility. The waistband shall be closed with a PROPPER snap cover and crush-proof hook and eye, or brass crimped nipple snap. The waistband shall be top and bottom-stitched for increased strength and to prevent rollover. A snap closure will be cause for rejection.

## LIGHTWEIGHT TACTICAL TROUSER SPECIFICATIONS

### BDU'S

#### Belt Loops

Belt loops shall be keystone style and have a minimum opening of 2". There must be a minimum of five belt loops at the waist, 2 in front and 3 in back. There is a Brass D ring at the right front belt loop.

#### Labeling:

Trouser must have a care label size label, fiber content label permanently attached to the garment.

#### Zippers:

Zippers to be self repairing YKK Brass.

#### Color

Black, Grey, Coyote, LAPD Navy, Khaki, Olive, Charcoal Grey, Sheriff Brown

#### Manufacturer:

An ISO 9001 certified company must do manufacturing. ISO certificates must be available at the time of bid opening. Manufacturer must be a **CURRENT** supplier to the US Military, and proof of military contract must be made available at bid opening, to assure end user of consistent, availability and quality.

Approved Manufacturer:

Propper International (No Substitutes)

\*GST= Government Specified Trim

## MEN'S COAT SPECIFICATIONS

### FABRIC:

Content: 55% Polyester/45% Wool  
Weight: 13 – 13 ½ oz. per linear yard  
Weave: Serge  
Color: Navy Blue

### BASIC DESIGN:

Four (4) button, single breasted, straight front, semi-form fitting, with notch lapels, breast pockets and epaulets.

### BUTTONS:

No buttons or buttonholes added during production. Buttons must be specified.

### COLLAR:

Shall not be over 1 7/8" wide in back when finished. Under collar to be closely padded with under collar cloth.

### EDGES & SEAMS:

Edges to be single stitched 3/16". Plain seams, pressed open.

### POCKETS:

There shall be rounded pleated breast pockets to have 3 pointed flaps, with 24 Ligne button and buttonhole in center point. The upper flap to be 5 1/2" wide, lower flaps 8" wide with both sets of flaps being 2 1/2" deep. To have one (1) inside breast pocket, reinforced with self cloth, approximately 6" wide and 6" deep.

### POCKETING:

Inside pocket to be Polyester Blend      Color: Black

### LINING:


Coat is to be fully lined with black Acetate Twill lining.

### VENTS:

Shall have one (1) center back vent 10" long.

### BADGE TAB:

Separate badge tab made of same material as the garment, approximately 1 1/2" wide and 2 1/4" long with two (2) stitched eyelets, approximately 1 1/2" apart, sewn to the outside left breast of the coat so that the lower point of the badge is 1" above the breast pocket button.



BUTTONHOLES:

All buttonholes shall be made to a full 1/2" from the edges of the seam. The ends of all buttonholes shall be bartacked. All buttonholes to be "cut after" machine made buttonholed. All thread used in making buttonholes shall be black silk, tailor's button twist, colorfast and guaranteed against fading.

SHOULDER STRAPS:

To be sewn in sleeve seam directly on tip of the shoulder. The strap shall come under the collar and fasten with 24 Ligne metal button at the edge of the collar. Cross stitched.

SWEAT SHIELDS:

A sleeve sweat shield of the same cloth as in the body of the coat, piped with rayon to be securely set under each arm over the lining.

OUTLETS:

All body seams to have outlets of not less than 1". Turn up at sleeve cuffs to be not less than 2 1/2".

LABELS:

Must have care label permanently affixed; must also have size label showing fiber content.

STRIPING:

Sleeves are to have 1/2 " lace stripe around each sleeve starting 3" from cuff and each stripe separated 1/8 " apart. Each stripe is to be sewn into the seam of the coat by opening the seam and sewing the stripe into the seam for a neater appearance. The amount of stripes will be determined by the agency.

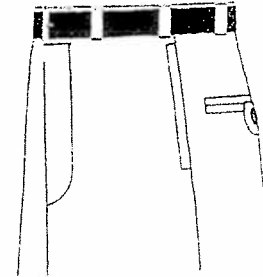
## MEN'S TROUSER SPECIFICATIONS

### FABRIC:

Content: 55% Polyester/45% Wool  
Weight: 13 – 13 ½ oz. per linear yard  
Weave: Serge  
Color: Navy Blue

### DESIGN:

Trouser shall be manufactured from a men's uniform trouser pattern. The trouser styling shall incorporate a plain front, two (2) side pockets and two (2) hip pockets.



### POCKETING:

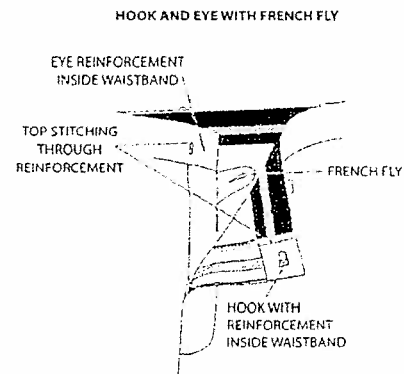
The pocketing shall be 70% Polyester / 30% Cotton, 2.9 oz. per square yard (60" width) with a minimum 78 X 64 count. Pocketing must have a durable press finish and the color of the pocketing must be black.

### WAISTBAND:

The waistband shall be constructed using the "closed method" and shall measure a minimum of 1-3/4" wide when finished. The waistband curtain shall finish a minimum 2-1/8" wide and is to be made of the same fabric and color as the pocketing material and shall be attached to the top of the trouser with a zigzag stitch. The waistband curtain must contain Tru-Grip, a ½" surface area composed of thin 55 gauge rubber for maximum comfort and performance. The Tru-Grip acts to help keep shirts tucked in securely. (Substitution of a silicone strip or strips in place of Tru-Grip shall not be acceptable and shall be cause for rejection.)



The waistband curtain is composed of a wet laid non woven canvas weighing 3.3 oz. per square yard. The canvas is covered in the same color and material as the pocketing. The ½" rubberized surface area is positioned 1-¼" up from the bottom of the curtain.



The specifications for the rubberized Tru-Grip curtain are as follows:

Width: 1-1/8-inch  
Warp: 300 Denier Texturized Polyester  
Filling: 300 Denier Texturized Polyester  
Rubber: 55 Gauge  
Count: 32-36 yarns per inch  
Contents: 59% Polyester/41% Rubber

The waistband must contain ¼-inch Ban-Rol to prevent roll over at the trouser front.

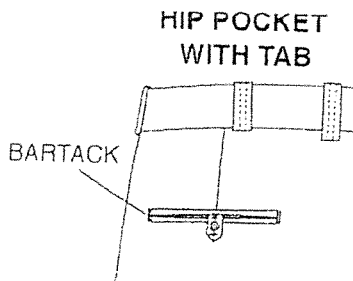
The waistband closure shall be accomplished with a single crush proof hook and eye centered on the waistband for wearer comfort. The hook and eye shall be reinforced with 7/8-inch non-woven stay tape that is anchored with topstitching through and through to the top of the waistband (bartacks in place of topstitching shall be cause for rejection). In addition to the stitching of the waistband when it is set onto the trouser, the waistband must also be topstitched below the waistband seam through the waistband curtain for added strength. The back center seam of the trouser is to be finished to allow for alterations (with ample

basic fabric and waistband curtain material to allow trouser size to be increased at least one size). The outlet in the seat is to be in proportion to waist outlet so seat may also be let out. Seat seam must be sewn with a tandem needle machine (double-needle stitch) for maximum strength.

#### POCKET DESIGN:

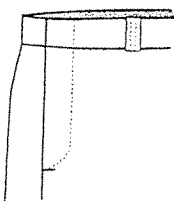
The two side pockets will have a minimum opening of 6 1/4" and a minimum depth of 5 3/4" measured from the bottom of the opening. Side pockets to have straight bartacks (use of triangle bartacks will be cause for rejection) at the top and bottom of pocket openings. Pockets shall be constructed using the stitch, turn, and top stitch method. Pocket facings shall be made of the basic fabric and shall measure a minimum of 1 1/4" in width.

The two (2) hip pockets shall have a minimum 5-3/8" wide (bartack to bartack) opening and a minimum depth of 5-3/4" measured from the bottom of the pocket opening. Hip pockets shall be constructed using the double welt method on an automatic welt machine. The welts shall be finished in such a manner that there is no topstitching (topstitched hip pockets shall be cause for rejection). The corners of the hip pocket openings shall have straight bartacks for reinforcement (use of triangular bartacks shall be cause for rejection). Hip pocket facing to be made of basic trouser fabric and shall be a minimum of 3/4" and the barrier shall also be made of the basic trouser fabric and to be a minimum of 1-1/2". The left hip pocket shall have a centered tab made of basic trouser fabric inserted into the top welt with bartacks at the top and bottom of the tab to form an opening for a button. A button shall be located below the bottom welt corresponding in location with the tab, which shall be interlined with non-woven for added durability. There shall be a dart centered above each hip pocket to waistband. Dart shall be approximately 2-3/4" long tapered from 3/8" at waistband and shall be installed with automatic equipment for a clean non-puckered finish.



#### FLY:

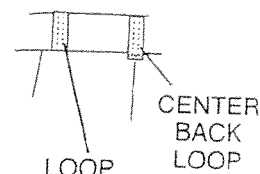
"J" STITCH Trouser shall have a brass metal zipper with memory lock brass slider secured by metal stopper at base. There shall be a French Fly tab closure on the inside of the right fly. The tab shall be double ply made of the basic trouser fabric (tabs made of pocketing material or a "grown on" French Fly will be cause for rejection). The right fly shall be lined with the same fabric and color as the pocketing. The fly lining shall be sewn to the left fly continuing below the zipper into the crotch area in a neat and durable manner. A button shall be located on the left fly corresponding with the French Fly tab to provide a clean and comfortable closure. Topstitching of fly to be installed with automatic "J" stitch equipment eliminating puckering and providing a clean finish. There shall be a firm straight bartack at the bottom of the fly going through the zipper tape for maximum strength. Bartack shall line up with starting point of "J" stitch.



#### BELT LOOPS:

There shall be a minimum of seven belt loops 3/4" in width of double thickness. Each loop must have a non-woven interlining for added durability. All loops (except back center) must be sewn into the top and bottom of the waistband ("dropped" belt loops that are tacked to the outside of the trouser all around waist shall be cause for rejection). The top of the belt loops (except back center) shall be sewn into the waistband curtain seam with a Rocap machine using a zigzag stitch. The bottom of the center back loop shall be tacked to the trouser and the top of the loop tacked to the outside of the waistband to allow for easier waist alteration.

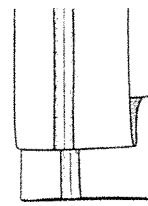
#### BELT LOOP



STITCHING, PRESSING & FINISHING:

Trouser must be stitched with matching thread. Trouser must be neatly pressed on Hothead Presses and properly shaped. Outseams and inseams are edge serged on automatic equipment for uniformity of quality and shall be pressed open for a smooth pucker-free finish with repeated cleaning and pressing. Trouser must be cleaned and finished to eliminate loose threads.

**SERGED  
INSEAM/OUTSEAM  
(INSIDE VIEW)**



PRESSED  
OPEN

LABELS:

Trouser must have a permanent label providing care instructions and small woven label indicating waist size. A removable paper ticket showing the size, fabric content, cut number, and WPL or RN number must be on the outside of the waistband. Ticket to be matchbook style installed with plastic staples for easy removal without damaging trouser material and showing size when trousers are stacked.

STOCK SIZES:

Trouser must be available in the following stock sizes:

REGULAR RISE: 28 - 56 (EVEN ONLY OVER 38)

## **MOTORMEN BREECHES SPECIFICATIONS**

### **FABRIC:**

Raeford, 10.5 oz texture woven gabardine 100% Dacron polyester.

### **WAISTBAND:**

The waistband must be a minimum of 2" wide and closed with a crushproof hook and eye, the eye being bartacked for stability. The waistband curtain shall have three strand snugtex and be 65% polyester and 35% cotton with a press-tu-last finish, and match the color of the pocketing, attached with a rocap machine. Waistband stiffener ¾" in width shall be sewn into the waistband on the front of the trouser from side seam to side seam. The breeches are to have a continuous closed waistband.

### **BELT LOOPS:**

There should be a minimum of seven belt loops on all sizes over 30, with a lesser number on smaller sizes. Each loop is to be ¾" wide of double thickness, and stitched on the face side with a 2" needle machine; except for the back belt loops which shall be tacked on. All loops shall be sewn into the waistband and shall accommodate a 1-5/8" belt.

### **POCKETING:**

The pocketing shall be matching 65/35 polyester/cotton material stitched, turned and top stitched. merrowed edges (serge and sew) will not be accepted.

### **MEASUREMENTS:**

Eight different measurements are required for these motormen breeches. Measurement area; waist, hip, inseam, outseam, thigh, knee, calf, ankle, height and weight. Measuring shall take place at the Sheriff's Office location.

### **ZIPPERS:**

The breeches shall be closed with a Talon 42 memory lock zipper. The zipper tape must be treated for pres-tu-last finishing. There shall be a brass bottom stop at the base of the zipper chain. A straight bartack shall be sewn through from the outside of the garment to the inside at the bottom of the fly. It shall be sewn through the zipper tape, the right and left fly shall be joined by an additional bartack located below the bottom zipper stop on the inside of the breeches. This bartack will reduce stress on the left fly and zipper.

### **ZIPPER LEGS:**



## **MOTORMEN BREECHES SPECIFICATIONS**

The legs shall have a zipper leg closure using a Talon 42 memory lock zipper and to be fastened at the top with a metal bottom stop. The zippers are to have 7/16" cotton tape on black number 2901 with extensions to be 3/4" AB and 3/4" BE, Velcro closure can be substituted if the Department chooses.

### **REINFORCEMENTS:**

There shall be a knee and a seat reinforcement of self material on the outer side.

### **SERGING:**

All serging to be done on a three-thread serging machine in a good state of adjustment. Two-thread serging will not be accepted.

### **POCKETS:**

The front pocket opener will be a minimum of 6.5 and be 6" deep from the bottom of the opening. They shall be stitched, turned and restitched. The inside front pocket facing shall be a separate piece of self-material finishing no less than 1-1/4" wide. The back pockets will have a minimum opening of 5.5" and be 6" deep, and be finished on the outside with an exposed top and bottom. The front pockets shall have a straight bartack and the back pockets shall be bartacked with a triangular bartacking machine.

### **STRIPE:**

3/4" lemon yellow stripe, 100% polyester sewn to waistband.

### **STIRRUPS:**

1" black elastic stirrups on bottom of each pant leg.

### **BARTACKS:**

Triangle bartacks shall be placed at each corner of the back pockets. It is to form an exact 60 degree angle at each point and each leg of the triangle is to be no more than 9/16" in length. There is to be no less than four stitches along the line of the leg and is to be repeated three times, making a total of 12 longitudinal stitches in each leg triangle. The front pockets will have a straight heavy bartack in the side seams for extra strength.

# BICYCLE SHIRT & PANTS SPECIFICATIONS

## SHORT SLEEVE SHIRT:

The class A zip front shirt is constructed of high performance 72/28, 9-1/2 oz linear sorbtek/Polyester fabric in our choice of colors. The style has a one piece convertible collar. The collar shall be made with fused in mylar stays. Collar to be topstitched 1/8" off the edge. The shirt will have 7 buttons and buttonholes on the front, spacing between each will be 3 3/4" except the spacing between the neck button and the first button which will be 2 1/2". Concealed zipper front. Shoulder straps – asymmetrical shape top stitched 1/8" off the edge to be set on yoke with leading topstitch conforming with front joining seam. To measure 2 1/2" at sleeve tapering to 2 1/8" and set not more than 1/2" from folded collar. Cross stitched approximately 2 1/4" from sleeve seam. Two breast pockets with 1 1/4" stitched pleats. Pocket to measure 6 1/2" wide, 6" deep. Left breast pocket to have 1 1/2" pencil stitch. Each pocket has Velcro tabs positioned on corners. Flaps are of deep scalloped design and measure 6" across and 2 5/8" in depth at center point, 2 1/4" at sides. Secured to shirt front approximately 1/4" above pocket. Left pocket to have invisible pencil opening 1" to correspond precisely with pencil slot of pocket. Flaps to be topstitched 1/8" off the edge. Sleeves are to be straight and whole, to have 3/1" hem and finish approximately 10 1/2" long from shoulder seams. 5 stitched in sharp military creases on all shirt-one crease on each front to be centered vertically. Shirt is longer in back to stay tucked in.

## SHORTS:

Fabric is Nylon Supplex in our choice of color. Water resistant and wind proof. This short has six (6) pockets. Two side entry have 7" YKK #5 non-locking coil zippers with double stops and non-shine pulls. The pocket bags are of shell material for back bag and nylon for front bag. Pocket bags finished with serged construction. There are two back pockets which feature a single welt with bottom entrance with a 6" YKK non locking coil zipper with double stops and non shine pulls. Both back and front pockets are of shell material with a serged construction. Pocket bag is tacked to back yoke seam with topstitch of that seam. There are two cargo patch pockets with a 1" pleat, faced out, and single needle stitched in place, both at the point of pleating, and at top and bottom. The top opening is clean finish hemmed at approximately 5/8". The bellow is 1" deep and is set to the back side only. The opening of this pocket is 5 1/2" and the depth of the entire pocket, excluding the flap is 6 1/4". The pocket is set to the short with an edge stitch. The pocket opening is covered by a flap, measuring 2 1/2" at the deepest point and 5 3/4" in width. There is a 1/4" topstitch at the edge of the flap it is serged at the top edge, before setting, which is done at 3/16" and then top stitched at 1/4". There is a 1/2" x 3/4" piece of Velcro to hold the flap in place. The right side pocket has a en pocket measuring 2 1/4" x 5" with a vertical stitch line at

## BICYCLE SHIRT & PANTS SPECIFICATIONS

center, separating the two sides. There is a back 2 piece yoke, approximately 2 ¾" deep at center back and 2" deep at the side seam. There are 4 belt keepers, 8 ½" long with 3" each of hook and loop Velcro sewn to accommodate a two piece belt system. A 3 piece chamois pad of ¼" closed cell foam bonded to lycra with ultra suede covering is sewn into short with zigzag stitching. The fly closure is with a YKK #5 locking coil zipper. The waistband is serger set, and edge stitched on the lower body the entire circumference of the short. There is a snap at the front waistband. The hem of short is clean finish hemmed at approximately ½". Optional ½" 3M reflective sidestrip can be sewn on outseam of each leg. All seams are double sewn, all stress points to be bartacked. All workmanship to be professional durable and done in a quality manner. Labels are to include brand label, care label, size tab and American Flag.

### **PANTS:**

Shell fabric is Supplex faced waterproof fabric w/DWR water repellant coating or water resistant supplex in our choice of color(s). Waterproof pant is lined, Supplex is not. This pant has 5 pockets. Two are side entry, with 8" YKK #5 locking coil zippers, with double stops and non shine pulls. Pockets are faced with nylon and pocket bags are nylon. Pocket bags finished with serged construction. One back pocket, on right side, which features a single welt with bottom entrance, with a 6" YKK on locking coil zipper with double stops and non shine pull. Two cargo patch pockets are at each outseam, immediately under the side entry pockets. They are full bellow pockets, with a zippered closure, using YKK #5 locking coil zippers, 7" long with non shine finish. The zipper opening extends from side to side, closing to the back, set down approximately 1 ½" from top of pocket, covered with a double welt, topstitched at ¼". The bellows are at each side and are 1 ½" in depth, with an interior stitch holding the bellows and an exterior stitch for appearance. The approximate measurements of the pockets are 8 ½" at the top, tapering to 7 ½" at the bottom, with a center depth of 10". The pocket is set to the pant with an edge stitch. The right side pocket has a pen pocket measuring 2 ¼" x 6" with a vertical stitch line at enter, separating the two sides. There are 4 belt keepers, approximately 8 ½" long with 3" each of hook and loop Velcro, sewn to accommodate a two piece belt system. Pant legs are wide cut for comfort, tapering to approximately 14" at hem, gusseted, with a 10" YKK #5 locking zipper, giving a 4" additional spread allowance. There are black elastic stirrups, of 1" RS-127 elastic, hot knife cut, 10" long and bartacked in place to keep the pant down while riding. The front pant leg stops just below the knee, with the lower leg extending from a 9.5" oz. Lycra panel for flexibility. The upper portion of the pant leg is clean finished hemmed at ½". The fly closure is with a 7" YKK #5 locking coil zipper; the waistband is of 3 piece construction, with elasticized back waist, and with draw cord throughout. The waistband is serger set, and edge stitched on the lower body the entire circumference of the pant. There is a snap at the

## BICYCLE SHIRT & PANTS SPECIFICATIONS

front waistband. The hem of the pant is clean finished hemmed at approximately ½". All seams are double sewn; all stress points are bartacked. When using waterproof fabrics, all seams are tape seam sealed with 1" by 6.5 mil tape at 475 degrees at 20' per min. at 40 lbs. sq. in. at 12 lbs. air pressure. This meets or exceeds Mullins test at 45 lbs. per sq. in. All workmanship to be professional, durable and done in a quality manner. Labels are to include brand label, size tab and American Flag.

### SLEEVE JACKET:

Shell fabric is Supplex faced waterproof fabric w/DWR water repellant coating or water resistant Supplex in our choice of colors. Lining is 100% Nylon except for the upper back which is vented with CoolMax mesh, at 2.96 oz per yd. Knit used is 100% Nylon. Front zipper with stormfly extends into 3" collar with 2" high (at back fold) knit storm collar in the back neckline and a 1 ½" wide clastic waistband which has 5" self fabric extensions at each front. Jacket is a 2 piece design, upper and lower, with back vented open and lined with CoolMax mesh. Approximate height of front yoke is 10" from the highest point of the shoulder. Approximate height of back yoke is 11" measuring down the center back from the neckline. Garment is waist length, with overall back length on a medium being 26". Front horizontal seamline is covered with a 7/8" black and silver reflector ribbon, as is back cape. Front zipper is a YKK 2-way VFM #56 with locking, non-shine pulls. Left shoulder has a 2" mic tab of self fabric. Fronts have 7" single welted pockets with YKK CFC #5 locking coil zippers with double stops and non shine pulls. Fleece pocket bags have shell material facings to match the lower front, and the pocket zippers close to the top. Waistband has two (2) 8 ½" belt keepers of self fabric or cordura at rear to be attached to gun belt while riding to prevent jacket ride-up. There are 8 ½" x 3" gussets at the 2" cuff extensions with 2 ½" Velcro tabs to tighten the cuff at the wrist. Sleeves at the cuff have two ¾" pleats to give extra width to the sleeve itself. Sleeves are lined with CoolMax mesh. YKK CFO 5658E #5 zippers attached to a flange at the upper edge of the sleeve and inside the armhole on the body. Removal of the sleeves allows the garment to be worn as a vest. Three (3) inside pockets, 2 on the right side and 1 on the left. Left inside pocket is a 7" x 7 ½" patch pocket with a Velcro closure at the back, and a 7" zippered closure above that, creating an additional pocket. Right side lining pocket are (1) 6" single welt, which is 5" deep, on the upper front and (1) mesh pocket which is 6" x 9 ½" on the lower front. The lining has a 1 ¼" shell facing at the front edges, and has interior swagging of shell fabric at the neckline, in order to seal the seam with tape to maintain water proofedness. Lettering can be applied to the fronts and /or backs in white, black, or gold non reflective, or 3M silver reflective letters. Patches can be sewn and seam sealed. Optional Velcro name tag. This jacket can accommodate the zip out fleece or thinsulate vest or full sleeve liner. Finish stitching on the garment is an

## **BICYCLE SHIRT & PANTS SPECIFICATIONS**

edge stitch at each armhole and at gussets, beltkeepers, and all the pocket settings. ¼" topstitching is to be around the collar, stormfly, front zipper, on flanges of sleeves, and the cuffs. Waistband is doubled needle stitched at the center of its width, at 3/8" wide. All edges of the materials are serged and all seams are double sewn. All stress points are to be bartacked. Labels are to include uniforms brand label, care label, size label, and American Flag. All workmanship is to be professional, durable, and done in a quality manner, in the U.S.A. When using waterproof fabrics, all seams are tape seam sealed with 1" x 6.5 mil tape sealed at 475 degrees at 20" per min at 40 lbs. sq. in. at 12 lbs. air pressure. This meets or exceeds Mullins test at 45 lbs. per square inch.

## RAINCOAT GARMENT SPECIFICATIONS

### General

The parka length is to be a minimum of 34" long with adjustments for various sizes.  
The garment is constructed with a 250-denier oxford-weave polyester fabric with a polyurethane breathable milky coating.

Color available: High-visibility Lime Green

### Features

- 1) Stand-up collar with zip closure for hood
- 2) 3-piece body design
- 3) 2 patch pockets with plastic snap closure
- 4) Zip front with Storm flap and snap-front closure
- 5) 2-piece tuck-away hood with draw cord and 2 plastic barrel locks
- 6) Inner pocket with 1 ½" hook-n-loop closure
- 7) ¾" elastic cuffs
- 8) Side access slits (2) with 2 snaps on lower sides of jacket
- 9) 2" silver 8910 3M™ Scotchlite™ reflective tape around chest, biceps, cuffs (4 ¼" from hem), and harness-style over the shoulder
- 10) Compliant with BS EN471:1994 (European) high visibility standards
- 11) Compliant with Class 3 high visibility background & retroreflective material standards as listed in ANSI 107-1999

### Stitching

All stitching is to be single needle stitched. All seams in the garment, except hems are sealed on the coated side of the fabric with a clear 7/8" wide urethane tape making the garment 100% waterproof.

### Fabric Specifications

Cloth Type:	250-Denier Oxford-weave Polyester
Coating Type:	Polyurethane Breathable milky coating
Weight (oz/yd <sup>2</sup> )	5.2
Thickness (mm)	.19

SCREEN PRINTING: Sheriff's badge on rear of raincoat jacket; Sheriff's patch on front right jacket pocket;  
Word SHERIFF right leg pants

ST. JOHN PARISH SHERIFF'S OFFICE  
UNIFORMS & ACCESSORIES  
BID

**SPECIFICATIONS**

**BASEBALL CAP:**

6 Panel, 100% Polyester moisture wicking lightly structured low profile cap, with a hook loop tape closure, which is like Velcro. The embroidery sheriff's office badge shall be center on front of cap and have the different rank structure name on top of star. (Name rank: SHERIFF, CHIEF, MAJOR, CAPTAIN, LIEUTENANT, SERGEANT AND DEPUTY).

**CLIP ON TIE WITH BH 3.0 x 20":**

Fabric: 100% polyester – tropical weave color to be navy 61.

Construction: four in hand tie, French end construction. Pre-tied on a bendover clip with silver clasp. Width at widest point is 3". Finished length from top of knot to tip of the tie to be accommodate small end. Three buttonholes to be placed in tail to match buttons on shirt. Each tie shall be shipped with an individual cardboard insert to retain it's shape during shipping. Ties are packed six in a bag with a sticker providing the item number and description Made in U.S.A.

**CLIP ON TIE WITH BUTTONHOLES 3.0 X 18":**

Fabric: 100% polyester tropical weave, color to be navy 61.

Construction: Four in hand tie, French end construction. Pre tied on a bendover clip with black clasp. Width at widest point is 3". Finished length from top of knot to tip of the tie to be approximately 18". Each tie shall have a label sewn into the back of big end of tie to accommodate small end. Three button holes to be placed in tail to match buttons on shirt. Each tie shall be shipped with an individual cardboard insert to retain it's shape during shipping. Ties are packed six in a bag with sticker providing the item number and description Made in U.S.A.

**BADGE:**

Sliver plated 2" miniature version of the St. John Parish Sheriff's Office badge with safety catch on back.

ST. JOHN PARISH SHERIFF'S OFFICE  
UNIFORMS & ACCESSORIES  
BID

**PATCH & STAR BADGE EMBROIDERED:**

4 ½" X 4 ¼" 100% Embroidered colored shoulder patch for St. John Parish Sheriff's office design.  
2 ¾" X 3 ¼" 100% Embroidered gold or silver star badge patch for St. John Parish Sheriff's Office design.

4 ½" X 4 ¼" 100% Embroidered subdued OD green and black patch with velcro back for St. John Parish Sheriff's Office design.

**WOMEN'S PANTS:**

Women's flat front easy fit microfiber pants. 100% Microfiber with breathability, 6.7oz, stretch waistband for easy fit. ¼" top front pockets, 1 back pocket.

**SWEATER:**

V-Neck, military with Velcro epaulettes, poly-cotton patches on shoulders and elbows. Badge plate and name plate included. 100% Durapil Acrylic

Colors: black 368, Dark Navy 4019.

Sizes: XS-XL, 2XL, 3XL, 4XL, 5XL

**TIE TACS:**

1" Nickel or Gold plated 6 point star Tie Tac with jeweler chain back. Single post and spike on back to prevent tie tac from rotating. Tie Tac is a smaller version of the larger St. John Parish Sheriff's Office Badge.



## IDENTIFICATION WALLET SPECIFICATIONS

Duty Leather case with 2 ID windows and 4 pockets.

Embossed with St. John Parish Sheriff's Office Badge Logo.

NAME, SERVING SINCE, & S.J.S.O. BARS  
SPECIFICATIONS

name

2.5" Wide x .5" high

Stamped out of 16Ga. Brass alloy.

Lettering is computer engraved to a depth of 15 millionths,  
Bars are polished to a mirror finish and plated either Rhodium (silver) or  
Gold plate 22 karat.

Lettering is then filled with regular enamel

Bars are fitted with 2 5/16" nails (2-F9) fitted with clutch fasteners.

serving since

2" wide x .75" high

Stamped out of 16Ga. Brass alloy

Lettering is computer engraved to a depth of 15 millionths,  
Bars are polished to a mirror finish and plated either Rhodium (silver) or  
Gold plate 22 karat.

Lettering is then filled with regular enamel

J-6 is made to fit under a J name bar, holes in the back allow the bar to be affixed to a  
name bar.

S.O. / S.J. hand assembled combinations

.5" cut out brass letters applied to brass bars.

Letters are hand soldered to a bar, one over the other. Periods are soldered between  
letters.

Bars are then highly polished and coated with a backed clear lacquer.

2 5/16" nails are applied to the backs with clutch fasteners.

MEN'S SHIRT SPECIFICATIONS  
Flying Cross by Fechheimer Item: 92R7845Z

FABRIC:

Content:

100% Textured Polyester

Weight:

7.0-7.5 oz. / linear yard

COLOR:

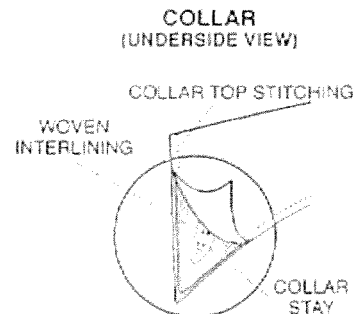
LAPD Blue

STYLE:

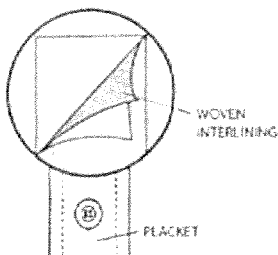
To be Flying Cross Model 92R7845Z Dress style, top center placket front with zipper, knit side body inserts for tapered fit, convertible sport collar, short sleeves and dress shirttail. Two front map pockets with Velcro closure and pleated breast pockets with topstitched scalloped flaps. Topstitched shoulder straps. Full badge reinforcement. Matching inside yoke of high lustre PolyTwill. Work wear industrial style shirt construction is unacceptable and shall be cause for rejection.

COLLAR:

Collar points to measure 2 1/2" long with ultrasonically fused-in Mylar stays. Collar to have woven interlining of #250 Dacron. Stays to be 2 1/4" long, 3/8" minimum width, and to be fused to under side of collar interlining. Stays applied directly to collar material itself unacceptable. Topstitched 1/4" off the edge. Collar material itself (top or underside) shall have no fusing to Mylar stays or collar interlining.



FRONT:

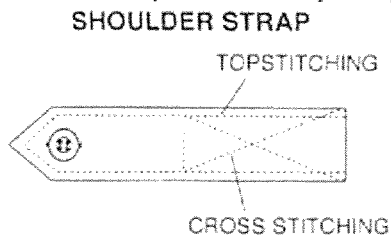


Each front shall have a facing approximately 3" in width. The left front shall have a top center placket 1-1/2" wide with two rows of stitches 7/8" apart. Stitching on the top center is not to be visible on the turn back facing. The shirt will have 7 buttons and buttonholes on the front; spacing between each will be 3-3/4" except the spacing between the neck button and the first button on the front, which will be approximately 3-1/4". Top center placket to have woven interlining of #250 Dacron. Non-woven interlining unacceptable and shall be cause for rejection. The fronts shall be joined to the yoke so that both raw

edges of the yoke are turned under, with the front sandwiched between, and then all three are stitched down with a 1/16" raised stitch. Safety stitch joining unacceptable. A 15" nylon zipper, to be set below the second button and buttonhole, shall accomplish front closure. The top, second and bottom buttons to be attached to the right front, the balance to be sewn over the buttonholes on the left front.

SHOULDER STRAPS:

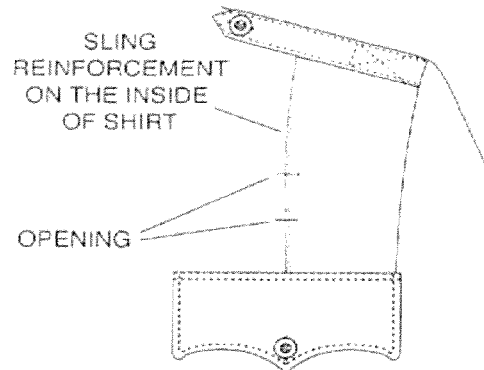
Shoulder straps to be two-piece pointed, 1/4" topstitched and to be set on yoke with leading topstitch conforming with front joining seam. To measure 2" at sleeve tapering to 1-3/8" and set not more than 1/2" from collar set seam. Cross-stitched approximately 2" from sleeve seam. Shoulder strap to have non-functional buttonhole with a well sewn button centered on buttonhole. Points of shoulder straps to be tacked to the shoulder. Edge stitched shoulder strap construction unacceptable.



**BADGE TAB**

BADGE REINFORCEMENT:

Two-ply sling 1" wide centered over left pocket and stitched to shoulder seam and flap setting stitch. It shall have 2 (two) buttonhole eyelets 1-1/4" from top of pocket flap spaced 1-1/4" apart and centered on sling.

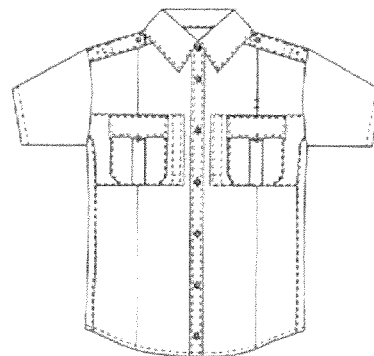


MICROPHONE HOLDER:

Microphone holder to finish approximately 1" wide, 2" deep and to be centered on the top center placket between the first and second buttonhole on the shirt front.

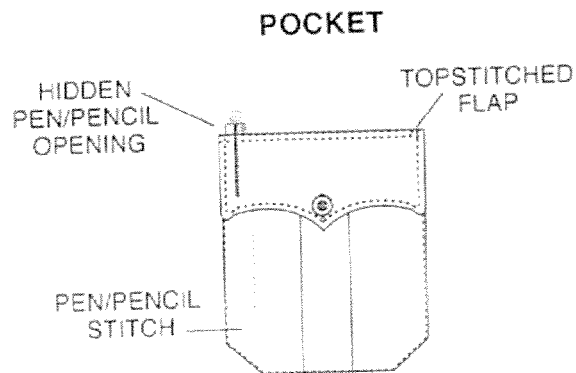
MAP POCKETS:

Each front shall be constructed with a map pocket design which is sewn to the shirt front with Velcro opening on each pocket near the top center placket. Map pockets extend into the sleeving seam and side body seams.



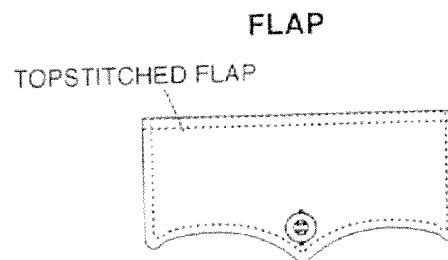
### POCKETS:

Two breast patch pockets with mitered corners and 1-1/2" stitched pleats to be sewn over the map pockets. Pleats shall be stitched top and bottom and full length of pleat to prevent spreading. Pocket to measure 5-5/8" wide, 6" deep. Left breast pocket to have 1- 1/2" pencil stitch. Each pocket to have hook Velcro, 3/4" long by 1/2" wide, positioned on both edges of pocket to correspond with outer scalloped flap points as specified.



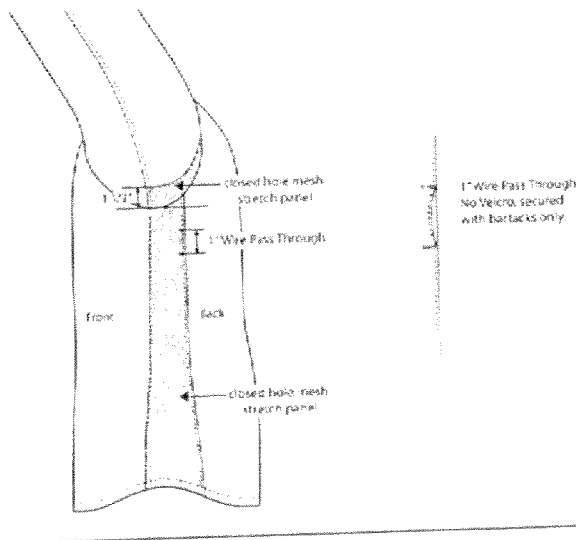
### FLAPS:

Two piece deep scalloped design to measure 5-7/8" across and 2-3/4" in depth at center point, 2-1/4" at sides. Secured to shirtfront approximately 3/8" above pocket. Left flap to have invisible pencil opening 1-1/2" to correspond precisely with pencil slot of pocket. (Stop & start stitching for pencil opening unacceptable and shall be cause for rejection.) Flaps to be 1/4" topstitched. Flaps to have woven interlining of #250 Dacron. Creased and edge stitched pocket flap construction unacceptable. Under side of the flap to have looped Velcro 3/4" long by 1/2" wide stitched all sides, positioned on outer points of both pocket flaps to secure with corresponding Velcro strips on shirt pocket. Each flap shall have a button centered on uncut sewn buttonhole.



### COMM PASS OPENING AND KNIT SIDE BODY:

Sketch is Generic - Wearers Right & Left Side Seam  
Knit Side Body and Sleeve Panel with Wire Pass Through



SLEEVES:

Sleeves are to be straight and whole and to have a ¼" hem and to finish at a minimum of 9 ½" long from shoulder seam.

BUTTONS:

First grade 20-ligne melamine.

SEWING:

Collar, shoulder straps and pocket flaps to be topstitched 1/4" off the edge. Sleeve inserting and side close felling seams are to be safety stitched then topstitched.

THREAD:

All sewing threads to be color fast polyester wrap to match.

INTERLINING:

Collars, Pocket flaps, Shoulder straps and top center to be interlined with #250 Dacron.

MILITARY CREASES:

There shall be five Lintrak ® sharp military creases on all shirts. One crease on each front to be centered vertically. Front creases shall not be through pockets and flaps. Spacing for three military creases across shirt back to be proportionate to the size of the shirt.

CONSTRUCTION:

Collar, shoulder straps and flaps are made with conventional construction. Top ply, bottom ply and interlining are first stitched together, then turned right side out and finally topstitched.

STOCK SIZES:

Shirts must be available in the following sizes:  
Alpha Sizing: S - 4XL

WOMEN'S SHIRT SPECIFICATIONS  
Flying Cross by Fechheimer Item: 192R7845Z

FABRIC:

Content:

100% Textured Polyester

Weight:

7.0-7.5 oz. / linear yard

COLOR:

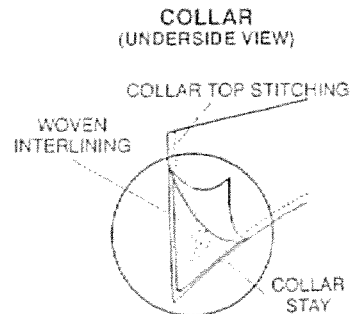
LAPD Blue

STYLE:

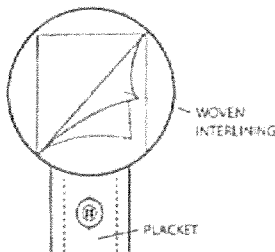
To be Flying Cross Model-192R7845Z Dress style, top center placket front with zipper, knit side body inserts for tapered fit, convertible sport collar, short sleeves and dress shirttail. Two front map pockets with Velcro closure and pleated breast pockets with topstitched scalloped flaps. Topstitched shoulder straps. Full badge reinforcement. Matching inside yoke and banana band of high lustre PolyTwill. Work wear industrial style shirt construction is unacceptable and shall be cause for rejection.

COLLAR:

Collar points to measure 2 7/8" long with ultrasonically fused-in Mylar stays. Collar to have woven interlining of #250 Dacron. Stays to be 2 1/2" long, 3/8" minimum width, and to be fused to under side of collar interlining. Stays applied directly to collar material itself unacceptable. Topstitched 1/4" off the edge. Collar material itself (top or underside) shall have no fusing to Mylar stays or collar interlining.



FRONT:

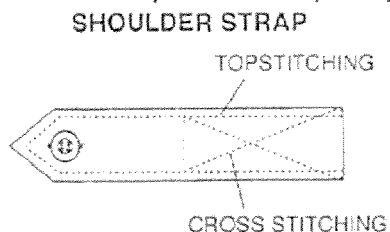


Each front shall have a facing approximately 3" in width. The right front shall have a top center placket 1-1/2" wide with two rows of stitches 7/8" apart. Stitching on the top center is not to be visible on the turn back facing. The shirt will have 6 buttons and buttonholes on the front; spacing between each will be 3 1/2" except the spacing between the neck button and the first button on the front, which will be approximately 3-1/4". Top center placket to have woven interlining of #250 Dacron. Non-woven interlining unacceptable and shall be cause for rejection. The fronts shall be joined to the yoke so that both

raw edges of the yoke are turned under, with the front sandwiched between, and then all three are stitched down with a 1/16" raised stitch. Safety stitch joining unacceptable. An 11 1/2" nylon zipper, to be set below the second button and buttonhole, shall accomplish front closure. The top, second and bottom buttons to be attached to the left front, the balance to be sewn over the buttonholes on the right front.

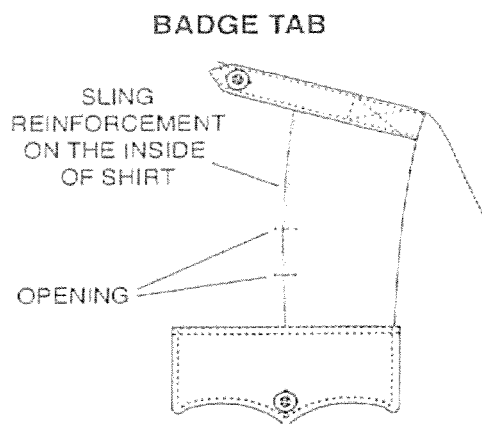
#### SHOULDER STRAPS:

Shoulder straps to be two-piece pointed, 1/4" topstitched and to be set on yoke with leading topstitch conforming with front joining seam. To measure 2" at sleeve tapering to 1-3/8" and set not more than 1/2" from collar set seam. Cross-stitched approximately 2" from sleeve seam. Shoulder strap to have non-functional buttonhole with a well sewn button centered on buttonhole. Points of shoulder straps to be tacked to the shoulder. Edge stitched shoulder strap construction unacceptable.



#### BADGE REINFORCEMENT:

Two-ply sling 1" wide centered over left pocket and stitched to shoulder seam and flap setting stitch. It shall have 2 (two) buttonhole eyelets 1-1/4" from top of pocket flap spaced 1-1/4" apart and centered on sling.

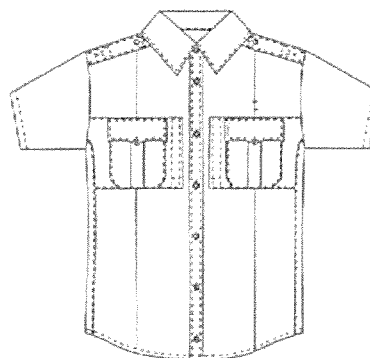


#### MICROPHONE HOLDER:

Microphone holder to finish approximately 1" wide, 2" deep and to be centered on the top center placket between the first and second buttonhole on the shirt front.

#### MAP POCKETS:

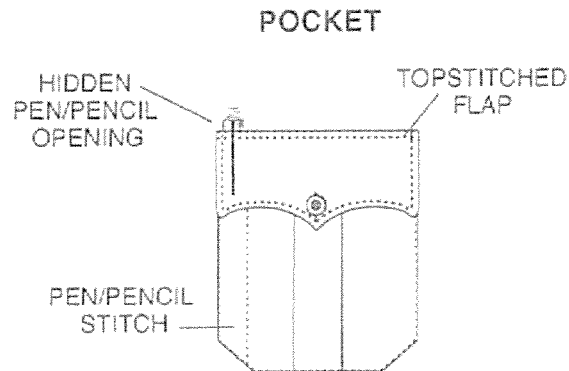
Each front shall be constructed with a map pocket design which is sewn to the shirt front with Velcro opening on each pocket near the top center placket. Map pockets extend into the sleeving seam and side body seams.





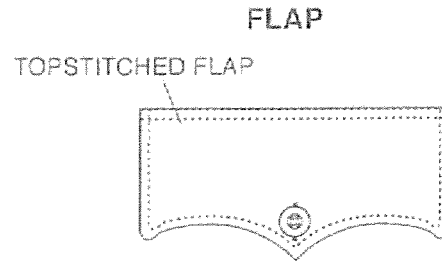
### POCKETS:

Two breast patch pockets with mitered corners and 1-1/4" stitched pleats to be sewn over the map pockets. Pleats shall be stitched top and bottom and full length of pleat to prevent spreading. Pocket to measure 5" wide, 5" deep. Left breast pocket to have 1- 1/4" pencil stitch. Each pocket to have hook Velcro, 3/4" long by 1/2" wide, positioned on both edges of pocket to correspond with outer scalloped flap points as specified.

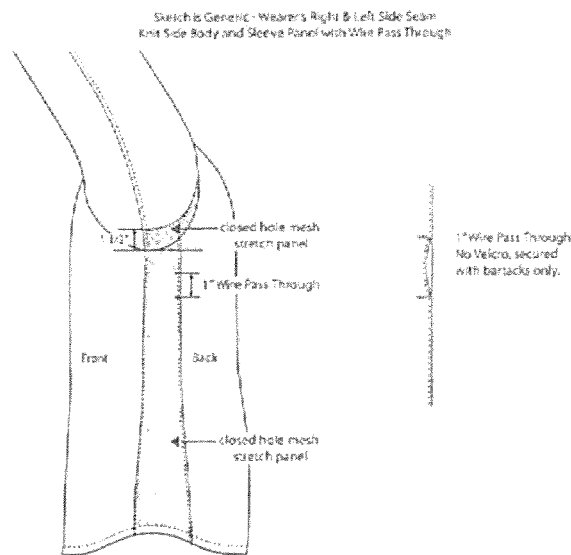


### FLAPS:

Two piece deep scalloped design to measure 5-1/4" across and 2-1/4" in depth at center point, 1-3/4" at sides. Secured to shirtfront approximately 3/8" above pocket. Left flap to have invisible pencil opening 1-1/4" to correspond precisely with pencil slot of pocket. (Stop & start stitching for pencil opening unacceptable and shall be cause for rejection.) Flaps to be 1/4" topstitched. Flaps to have woven interlining of #250 Dacron. Creased and edge stitched pocket flap construction unacceptable. Under side of the flap to have looped Velcro 3/4" long by 1/2" wide stitched all sides, positioned on outer points of both pocket flaps to secure with corresponding Velcro strips on shirt pocket. Each flap shall have a button centered on uncut sewn buttonhole.



### COMM PASS OPENING AND KNIT SIDE BODY:



SLEEVES:

Sleeves are to be straight and whole and to have a  $\frac{3}{4}$ " hem and to finish at a minimum of 8  $\frac{1}{2}$ " long from shoulder seam.

BUTTONS:

First grade 20-ligne melamine.

SEWING:

Collar, shoulder straps and pocket flaps to be topstitched 1/4" off the edge. Sleeve inserting and side close felling seams are to be safety stitched then topstitched.

THREAD:

All sewing threads to be color fast polyester wrap to match.

INTERLINING:

Collars, Pocket flaps, Shoulder straps and top center to be interlined with #250 Dacron.

MILITARY CREASES:

There shall be five Lintrak ® sharp military creases on all shirts. One crease on each front to be centered vertically. Front creases shall not be through pockets and flaps. Spacing for three military creases across shirt back to be proportionate to the size of the shirt.

CONSTRUCTION:

Collar, shoulder straps and flaps are made with conventional construction. Top ply, bottom ply and interlining are first stitched together, then turned right side out and finally topstitched.

STOCK SIZES:

Shirts must be available in the following sizes:  
Bust Sizes 30-52