

All Public Work Projects are required to use the Louisiana Uniform Public Work Bid Form

All prices must be held firm unless an escalation provision is requested in this bid. Jefferson Parish will allow one escalation during the term of the contract, which may not exceed the U.S. Bureau of Labor Statistics National Index for all Urban Consumers, unadjusted 12 month figure. The most recently published figure issued at the time an adjustment is requested will be used. A request must be made in writing by the vendor, and the escalation will only be applied to purchases made after the request is made.

Are you requesting an escalation provision?

YES _____ NO X

MAXIMUM ESCALATION PERCENTAGE REQUESTED _____ %

INITIAL BID PRICES WILL REMAIN FIRM THROUGH THE DATE OF 10-31-2023

For the purposes of comparison of bids when an escalation provision is requested, Jefferson Parish will apply the maximum escalation percentage quoted by the bidder to the period to which it is applied in the bid. The initial price and the escalation will be used to calculate the total bid price. It will be assumed, for comparison of prices only, that an equal amount of material or labor is purchased each month throughout the entire contract.

DELIVERY: FOB JEFFERSON PARISH

INDICATE DELIVERY DATE ON EQUIPMENT AND SUPPLIES

3 daysLOUISIANA CONTRACTOR'S LICENSE NO.: (if applicable) -**THIS SECTION MUST BE COMPLETED BY BIDDER:**FIRM NAME: Vaughn's Outdoor Power Equipment, IncADDRESS: 412 Veterans HwyCITY, STATE: Kenner, LA. ZIP: 70062TELEPHONE: 504) 466-8568 FAX: 504) 467-1931EMAIL ADDRESS: Vaughnspowerequipment@gmail.com

In the event that addenda are issued with this bid, bidders MUST acknowledge all addenda on the bid form. Bidder must acknowledge receipt of an addendum on the bid form by placing the addendum number as indicated. Failure to acknowledge any addendum on the bid form will result in bid rejection.

Acknowledge Receipt of Addenda: NUMBER: 13NUMBER: 15

NUMBER: _____

NUMBER: _____

TOTAL PRICE OF ALL BID ITEMS: \$ 50,384.00AUTHORIZED SIGNATURE: Patricia RussoPatricia Russo

Printed Name

TITLE: Mgr

SIGNING INDICATES YOU HAVE READ AND COMPLY WITH THE INSTRUCTIONS AND CONDITIONS.

NOTE: All bids should be returned with the BID NUMBER and BID OPENING DATE indicated on the outside of the envelope submitted to the Purchasing Department.

INVITATION TO BID FROM JEFFERSON PARISH - continued

BID NO.: 50-00142570

SEALED BID

ITEM NUMBER	QUANTITY	U/M	DESCRIPTION OF ARTICLES	UNIT PRICE QUOTED	TOTALS
1	1.00	EA	<p>A Purchase of Zero Turn Mowers for the Jefferson Parks & Recreation Department</p> <p>0010 HP Model #EP4072VGE 40hp Vanguard EFI w/Hydro-Gear ZT-5400 2-Speed 72" Cut Mower For: Parc des Familles</p> <p><i>Equal SCZII-72V-37BV-EFI</i></p>	\$ <u>12,908⁰⁰</u>	\$ <u>12,908⁰⁰</u>
2	1.00	EA	<p>0020 HP Model #EP4072VGE 40hp Vanguard EFI w/Hydro-Gear ZT-5400 2-Speed 72" cut Mower For: LaSalle Park</p> <p><i>Equal SCZII 72V-37BV-EFI</i></p>	\$ <u>12,908⁰⁰</u>	\$ <u>12,908⁰⁰</u>
3	1.00	EA	<p>0030 HP Model #EP4060VGE 40hp Vanguard EFI w/Hydro-Gear ZT-5400 2-Speed 60" cut mower For: Parc des Familles</p> <p><i>Equal SCZII 60V-37BV-EFI</i></p>	\$ <u>12,284⁰⁰</u>	\$ <u>12,284⁰⁰</u>
4	1.00	EA	<p>0040 HP Model #EP4060VGE 40hp Vanguard EFI with Hydro-Gear ZT-5400 2-Speed 60" cut mower For: LaSalle Park</p> <p><i>Equal SCZII 60V-37BV-EFI</i></p>	\$ <u>12,284⁰⁰</u>	\$ <u>12,284⁰⁰</u>

Scag Power Equipment
Louisiana

State Contract

4400025243

T92711


CORPORATE RESOLUTION

EXCERPT FROM MINUTES OF MEETING OF THE BOARD OF DIRECTORS OF
Vaughn's Outdoor Power Equipment,
INCORPORATED.

AT THE MEETING OF DIRECTORS OF Vaughn's Outdoor Power Equipment,
INCORPORATED, DULY NOTICED AND HELD ON 8-3-23,
A QUORUM BEING THERE PRESENT, ON MOTION DULY MADE AND SECONDED. IT
WAS:

RESOLVED THAT Patricia Russo, BE AND IS HEREBY
APPOINTED, CONSTITUTED AND DESIGNATED AS AGENT AND ATTORNEY-IN-
FACT OF THE CORPORATION WITH FULL POWER AND AUTHORITY TO ACT ON
BEHALF OF THIS CORPORATION IN ALL NEGOTIATIONS, BIDDING, CONCERNS
AND TRANSACTIONS WITH THE PARISH OF JEFFERSON OR ANY OF ITS AGENCIES,
DEPARTMENTS, EMPLOYEES OR AGENTS, INCLUDING BUT NOT LIMITED TO, THE
EXECUTION OF ALL BIDS, PAPERS, DOCUMENTS, AFFIDAVITS, BONDS, SURETIES,
CONTRACTS AND ACTS AND TO RECEIVE ALL PURCHASE ORDERS AND NOTICES
ISSUED PURSUANT TO THE PROVISIONS OF ANY SUCH BID OR CONTRACT, THIS
CORPORATION HEREBY RATIFYING, APPROVING, CONFIRMING, AND ACCEPTING
EACH AND EVERY SUCH ACT PERFORMED BY SAID AGENT AND ATTORNEY-IN-
FACT.

I HEREBY CERTIFY THE FOREGOING TO BE
A TRUE AND CORRECT COPY OF AN
EXCERPT OF THE MINUTES OF THE ABOVE
DATED MEETING OF THE BOARD OF
DIRECTORS OF SAID CORPORATION, AND
THE SAME HAS NOT BEEN REVOKED OR
RESCINDED.


SECRETARY-TREASURER

8-3-23
DATE

Non-Public Works Bid

AFFIDAVIT

STATE OF Louisiana

PARISH/COUNTY OF Jefferson

BEFORE ME, the undersigned authority, personally came and appeared: Patricia Russo, (Affiant) who after being by me duly sworn, deposed and said that he/she is the fully authorized Manager of Vaughn's Outdoor Power Equipment, Inc. the party who submitted a bid in response to Bid Number SD-00142570 the Parish of Jefferson.

Affiant further said:

Campaign Contribution Disclosures

(Choose A or B, if option A is indicated please include the required attachment):

Choice A _____

Attached hereto is a list of all campaign contributions, including the date and amount of each contribution, made to current or former elected officials of the Parish of Jefferson by Entity, Affiant, and/or officers, directors and owners, including employees, owning 25% or more of the Entity during the two-year period immediately preceding the date of this affidavit or the current term of the elected official, whichever is greater. Further, Entity, Affiant, and/or Entity Owners have not made any contributions to or in support of current or former members of the Jefferson Parish Council or the Jefferson Parish President through or in the name of another person or legal entity, either directly or indirectly.

Choice B X

there are NO campaign contributions made which would require disclosure under Choice A of this section.

Debt Disclosures

(Choose A or B, if option A is indicated please include the required attachment):

Choice A _____

Attached hereto is a list of all debts owed by the affiant to any elected or appointed official of the Parish of Jefferson, and any and all debts owed by any elected or appointed official of the Parish to the Affiant.

Choice B ~~_____~~

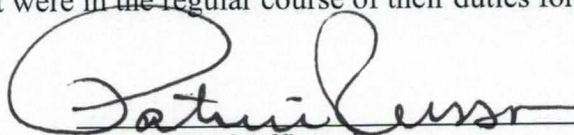
There are **NO** debts which would require disclosure under Choice A of this section.

Affiant further said:

That Affiant has employed no person, corporation, firm, association, or other organization, either directly or indirectly, to secure the public contract under which he received payment, other than persons regularly employed by the Affiant whose services in connection with the construction, alteration or demolition of the public building or project or in securing the public contract were in the regular course of their duties for Affiant; and

[The remainder of this page is intentionally left blank.]

That no part of the contract price received by Affiant was paid or will be paid to any person, corporation, firm, association, or other organization for soliciting the contract, other than the payment of their normal compensation to persons regularly employed by the Affiant whose services in connection with the construction, alteration or demolition of the public building or project were in the regular course of their duties for Affiant.


Signature of Affiant

Patricia Lusso
Printed Name of Affiant

SWORN AND SUBSCRIBED TO BEFORE ME


ON THE 7 DAY OF August, 2023


Notary Public

Mary P. Paul
Printed Name of Notary

135714
Notary/Bar Roll Number

My commission expires Lifetime.





MODEL SPECIFICATION SHEET

CHEETAH

MODEL NUMBER: SCZII-61V-37BV-EFI

ENGINE

General Type:	Heavy-duty industrial/commercial
Brand:	Briggs Vanguard Big Block EFI
Model:	61E8
Horsepower:	37 HP @ 3600 RPM
Torque:	54.0 ft-lbs. (peak)
Type:	4 cycle gas, electronic fuel injection (EFI), twin-cylinder, air-cooled, OHV, vertical shaft engine
Displacement:	993 cc (60.6 cubic inch)
Cylinders:	2 cast-iron sleeves
Governor:	Mechanical type governor with variable speed control set at 3600 rpm (± 100 rpm), idle set at 1750 rpm (± 150 rpm)
Air Intake Group:	Large capacity 2-stage canister air filter
Exhaust Group:	Single. exhaust canister muffler
Fuel Pump Group:	Integral fuel pump with inline fuel filter, internal fuel line vent; float feed; two-barrel, adjustable idle, afterfire solenoid.
Oil Pump Group:	Full pressure lube, capacity 2.3 Liter with spin-on oil filter
Starter/Electrical/Charging System:	12 volt "maintenance-free" sealed battery (350 CCA) with alternator, solid-state ignition with key start. 20 amp charging system- regulated

ENGINE DECK

Fuel Tank:	Dual tanks, 13 gallon (49.21 liters) seamless tanks with fuel gauges. Mounted low to lower the center-of-gravity for increased hillside stability. Extra-large, angled filler neck for easy filling.
Drive Wheels/Tires:	24 x 12 - 12 four-ply pneumatic tubeless, radius edge for reduced turf tearing
Parking Brake:	Foot-operated brake with park lock feature. Internal wet brake system.
Frame:	Compact frame design with welded, structural steel double-tube construction. Engineered to provide a low center-of-gravity for increased stability on inclines.

DRIVE SYSTEM

Type:	Hydro drive with two Hydro-Gear ZT-5400, 2-speed integrated transaxles for independent control of each drive wheel
Hydro Pumps (internal):	16cc pump displacement
Drive Wheel Motors (internal):	21cc motor displacement
Transmission Belt Idler:	Self-adjusting, self-tightening
Hydro Fluid Cooling Group:	10 qt. system capacity with dual nylon fluid reservoirs, 9" fan mounted on each unit, uses SAE 20W50 fluid and 40 micron filter
Steering/Travel Control:	Twin "Quick-Fit" lever fingertip steering control with gas shock dampeners for smooth, responsive control to each wheel; 3-position dampener mounting for adjustable feel and control
Axles:	1.375" heavy-duty, tapered axles
Wire Harness:	14 and 16 gauge wire. Tightly wound protective wire loom. Dielectric grease at major electrical connections.
Safety Group:	Seat actuated engine kill, neutral interlock, mower engagement (PTO) switch, parking brake
Instrument Panel:	Key switch, throttle, fuses, manual choke, PTO switch, Tiger Eye Advanced Monitoring System
Forward Ground Speed Range:	0 up to 16.0 mph in high-range; 0 up to 12.0 mph in low-range
Reverse Ground Speed Range:	0 up to 8.0 mph in high-range; 0 up to 5.0 mph in low-range

CUTTER DECK

Type:	Velocity Plus, floating, adjustable, anti-scalping, hybrid design combines out-front and belly-mount designs, special raised front edge allows grass to enter the deck standing upright for a fast, manicured cut.
Construction:	Tri-Plate construction consists of a 10-gauge steel cutter deck top reinforced with 7-gauge upper support plate and an 11-gauge lower spindle support plate. These three layers of steel equal close to a 1/2" thick steel cutter deck top. Deck skirt is 7-gauge. Trim side wear pad protects deck and landscape.
True Cutting Width:	61.0 inches (155.0 cm)
Cutting Height Adjustment:	Adjustable foot-operated pedal adjustment from operator's seat, 1-1/4" to 5" in 1/4" increments; 3-position adjustable pedal accommodates various operator heights
Cutter Blades:	Three (3) 21" high-strength blades
Cutter Deck Baffles:	Velocity Plus deck baffles direct air flow for maximum quality-of-cut. Custom Cut Baffle allows adjustment to individual cutting conditions (7 positions).



MODEL SPECIFICATION SHEET

CHEETAH

MODEL NUMBER: SCZII-61V-37BV-EFI (continued)

CUTTER DECK (continued)

Blade Engagement:
Discharge Opening:

Caster Wheels:
Spindles:

Spindle Pulleys:

Cutter Deck Belts:
Anti-Scalp Rollers:

Electric PTO via Ogura GT5 (300 ft. lb) clutch brake with control panel knob
Extra wide 18.5" tapered discharge opening. Spring-loaded, non-denting plastic discharge chute combines strength and flexibility. Minimizes damage to landscape and trees. Turbo-Baffle increases discharge velocity for an even spread of clippings.
13 x 6.5 x 6 caster wheels with tapered roller bearing pivots
Heavy-duty 1-1/8" top dimension spindle shaft, cast-iron housing, tapered roller bearing, low maintenance with top access grease fitting and grease overfill relief poppet.
Split steel design with easily removed tapered hubs. Split steel is stronger than stamped or cast-iron pulley designs.
B-section with Kevlar cord
Two front corner, adjustable; three front-center, adjustable; two rear-center, fixed

ADDITIONAL SPECIFICATIONS

Operator Suspension System:

Seat:

R.O.P.S.:

Tiger Eye Advanced Monitoring System:

Flat-Free Caster Tires:

Isolates the operator platform via an adjustable coil-over shock and the seat via rubber iso-mounts. The operator platform (seat and foot plate) is suspended to deliver a smooth ride, with only three moving parts.
Ultra-comfortable, 4-point iso-mounted, bolstered seat with armrests. Mid-back, thick cushioning.
OSHA 1928 certified roll-over protection system. System has fold-away design for easy transport and storage. Retractable seatbelt included.
Blue backlit monitoring screen is IP67 rated. Gauge monitors crucial system and safety functions; integrated hour meter and much more (functions vary by model)
Semi-pneumatic caster tires eliminate downtime resulting from flats.

OPTIONAL ITEMS/ATTACHMENTS

Grass Collection System - Three (3) Bag:

Grass Collection System - Clam-Shell:

Lawn Striping System:

Trailer Hitch:
Light Kit:

Blade Buddy:
Mulching System:

Mulching Plate:

OCDC:

Air Filter Monitor:

Grass Catcher with 16 bushel (148 gallon) capacity. Three separate, commercial grade fabric debris bags with hard plastic bottoms and steel handles. Vertical blower design adds only 8.5" to the width of the cutter deck. Spindle driven blower design, 4-blade, all steel construction. Blower shreds debris for maximum density in the debris bags. Easy on and off design - no tools needed to remove and install after initial installation is complete.
Dump from the seat "Clam Shell" collection system allows operator to empty the hopper without leaving the seat for increased productivity. Spindle driven catcher system has 12 bushel (112 gallon) capacity. All steel, vertically mounted blower housing. Internal sweeping device clears debris from the hopper every time the door is opened. Debris screen removes from side of hopper for easy cleaning even when hopper is partially full. After initial installation, the entire system removes and installs in the field with no tools in just minutes. Front weight kit included with catcher system.
Patented Tiger Stripe kit features eight (8) individual rollers with bushings for long life. Spring-loaded design pushes the grass down for a deep, longer-lasting stripe. Unit locks up and can be removed without tools with two (2) quick-pins.
Bolt-on trailer hitch with 250 lb. capacity.
2,800 lm LED light kit is easy to mount, and provides bright white light. Two (2) lights; 1,400 lumens per light.
Blade protector makes blade removal and re-installation quick and easy.
Patented Hurricane Plus Mulch System includes "Eye of the Hurricane" mulching plates, bolt-in v-baffles and flow directors, Eliminator blades, a side discharge close-off plate and hardware. Best performing, most productive mulching system available for commercial mowers.
Closes off discharge chute opening to keep clippings under deck where they can be shredded into fine particles. May be used with Scag Eliminator Mulching Blades for increased performance.
Operator-Controlled Discharge Chute allows the operator to temporarily close off the cutter deck's discharge opening when mowing along sidewalks, around flowerbeds, etc.
"Plug and Play" accessory for activating the air filter indicator light on the Tiger Eye Advanced Monitoring System. Icon will display on Tiger Eye when air filter needs servicing.

APPROXIMATE DIMENSIONS

Length:	91.25"
Tracking Width:	55.25"
Width:	73.5"
Width (with discharge in transport position):	62.75"
Height (with ROPS up)	67"
Height (with ROPS folded down)	49.5"
Weight:	1364 lbs.



MODEL SPECIFICATION SHEET

CHEETAH

MODEL NUMBER: SCZII-72V-37BV-EFI

ENGINE

General Type:	Heavy-duty industrial/commercial
Brand:	Briggs Vanguard Big Block EFI
Model:	61E8
Horsepower:	37 HP @ 3600 RPM
Torque:	54.0 ft.-lbs. (peak)
Type:	4 cycle gas, electronic fuel injection (EFI), twin-cylinder, air-cooled, OHV, vertical shaft engine
Displacement:	993 cc (60.6 cubic inch)
Cylinders:	2 cast-iron sleeves
Governor:	Mechanical type governor with variable speed control set at 3600 rpm (± 100 rpm), idle set at 1750 rpm (± 150 rpm)
Air Intake Group:	Large capacity 2-stage canister air filter
Exhaust Group:	Single. exhaust canister muffler
Fuel Pump Group:	Integral fuel pump with inline fuel filter, internal fuel line vent; float feed; two-barrel, adjustable idle, afterfire solenoid.
Oil Pump Group:	Full pressure lube, capacity 2.3 Liter with spin-on oil filter
Starter/Electrical/Charging System:	12 volt "maintenance-free" sealed battery (350 CCA) with alternator, solid-state ignition with key start. 20 amp charging system- regulated

ENGINE DECK

Fuel Tank:	Dual tanks, 13 gallon (49.21 liters) seamless tanks with fuel gauges. Mounted low to lower the center-of-gravity for increased hillside stability. Extra-large, angled filler neck for easy filling.
Drive Wheels/Tires:	24 x 12 - 12 four-ply pneumatic tubeless, radius edge for reduced turf tearing
Parking Brake:	Foot-operated brake with park lock feature. Internal wet brake system.
Frame:	Compact frame design with welded, structural steel double-tube construction. Engineered to provide a low center-of-gravity for increased stability on inclines.

DRIVE SYSTEM

Type:	Hydro drive with two Hydro-Gear ZT-5400, 2-speed integrated transaxles for independent control of each drive wheel
Hydro Pumps (internal):	16cc pump displacement
Drive Wheel Motors (internal):	21cc motor displacement
Transmission Belt Idler:	Self-adjusting, self-tightening
Hydro Fluid Cooling Group:	10 qt. system capacity with dual nylon fluid reservoirs, 9" fan mounted on each unit, uses SAE 20W50 fluid and 40 micron filter
Steering/Travel Control:	Twin "Quick-Fit" lever fingertip steering control with gas shock dampeners for smooth, responsive control to each wheel; 3-position dampener mounting for adjustable feel and control
Axles:	1.375" heavy-duty, tapered axles
Wire Harness:	14 and 16 gauge wire. Tightly wound protective wire loom. Dielectric grease at major electrical connections.
Safety Group:	Seat actuated engine kill, neutral interlock, mower engagement (PTO) switch, parking brake
Instrument Panel:	Key switch, throttle, fuses, manual choke, PTO switch, Tiger Eye Advanced Monitoring System
Forward Ground Speed Range:	0 up to 16.0 mph in high-range; 0 up to 12.0 mph in low-range
Reverse Ground Speed Range:	0 up to 8.0 mph in high-range; 0 up to 5.0 mph in low-range

CUTTER DECK

Type:	Velocity Plus, floating, adjustable, anti-scalping, hybrid design combines out-front and belly-mount designs, special raised front edge allows grass to enter the deck standing upright for a fast, manicured cut.
Construction:	Tri-Plate construction consists of a 10-gauge steel cutter deck top reinforced with 7-gauge upper support plate and an 11-gauge lower spindle support plate. These three layers of steel equal close to a 1/2" thick steel cutter deck top. Deck skirt is 7-gauge. Trim side wear pad protects deck and landscape.
True Cutting Width:	71.5 inches (181.6 cm)
Cutting Height Adjustment:	Adjustable foot-operated pedal adjustment from operator's seat, 1-1/4" to 5" in 1/4" increments; 3-position adjustable pedal accommodates various operator heights
Cutter Blades:	Three (3) 24" high strength blades
Cutter Deck Baffles:	Velocity Plus deck baffles direct air flow for maximum quality-of-cut. Custom Cut Baffle allows adjustment to individual cutting conditions (7 positions).



MODEL SPECIFICATION SHEET

CHEETAH

MODEL NUMBER: SCZII-72V-37BV-EFI (continued)

CUTTER DECK (continued)

Blade Engagement:	Electric PTO via Ogura GT5 (300 ft. lb) clutch brake with control panel knob
Discharge Opening:	Extra wide 18.5" tapered discharge opening. Spring-loaded, non-denting plastic discharge chute combines strength and flexibility. Minimizes damage to landscape and trees. Turbo-Baffle increases discharge velocity for an even spread of clippings.
Caster Wheels:	13 x 6.5 x 6 caster wheels with tapered roller bearing pivots
Spindles:	Heavy-duty 1-1/8" top dimension spindle shaft, cast-iron housing, tapered roller bearing, low maintenance with top access grease fitting and grease overfill relief poppet.
Spindle Pulleys:	Split steel design with easily removed tapered hubs. Split steel is stronger than stamped or cast-iron pulley designs.
Cutter Deck Belts:	B-section with Kevlar cord
Anti-Scalp Rollers:	Two front corner, adjustable; three front-center, adjustable; two rear-center, fixed

ADDITIONAL SPECIFICATIONS

Operator Suspension System:	Isolates the operator platform via an adjustable coil-over shock and the seat via rubber iso-mounts. The operator platform (seat and foot plate) is suspended to deliver a smooth ride, with only three moving parts.
Seat:	Ultra-comfortable, 4-point iso-mounted, bolstered seat with armrests. Mid-back, thick cushioning.
R.O.P.S.:	OSHA 1928 certified roll-over protection system. System has fold-away design for easy transport and storage. Retractable seatbelt included.
Tiger Eye Advanced Monitoring System:	Blue backlit monitoring screen is IP67 rated. Gauge monitors crucial system and safety functions; integrated hour meter and much more (functions vary by model)
Flat-Free Caster Tires:	Semi-pneumatic caster tires eliminate downtime resulting from flats.

OPTIONAL ITEMS/ATTACHMENTS

Lawn Striping System:	Patented Tiger Stripe kit features eight (8) individual rollers with bushings for long life. Spring-loaded design pushes the grass down for a deep, longer-lasting stripe. Unit locks up and can be removed without tools with two (2) quick-pins.
Trailer Hitch:	Bolt-on trailer hitch with 250 lb. capacity.
Light Kit:	2,800 lm LED light kit is easy to mount, and provides bright white light. Two (2) lights; 1,400 lumens per light.
Blade Buddy:	Blade protector makes blade removal and re-installation quick and easy.
Mulching System:	Patented Hurricane Plus Mulch System includes "Eye of the Hurricane" mulching plates, bolt-in v-baffles and flow directors, Eliminator blades, a side discharge close-off plate and hardware. Best performing, most productive mulching system available for commercial mowers.
Mulching Plate:	Closes off discharge chute opening to keep clippings under deck where they can be shredded into fine particles. May be used with Scag Eliminator Mulching Blades for increased performance.
OCDC:	Operator-Controlled Discharge Chute allows the operator to temporarily close off the cutter deck's discharge opening when mowing along sidewalks, around flowerbeds, etc.
Air Filter Monitor:	"Plug and Play" accessory for activating the air filter indicator light on the Tiger Eye Advanced Monitoring System. Icon will display on Tiger Eye when air filter needs servicing.

APPROXIMATE DIMENSIONS

Length:	97.5"
Tracking Width:	55.25"
Width:	83"
Width (with discharge in transport position):	73.75"
Height (with ROPS up)	67"
Height (with ROPS folded down)	49.5"
Weight:	1399 lbs.