



CENTRALBIDDING
FROM CENTRAL AUCTION HOUSE

**5000145438 TWO (2) YEAR CONTRACT FOR A SUPPLY OF BUNKER
GEAR AND ACCESSORIES FOR THE JEFFERSON PARISH EAST BANK
CONSOLIDATED FIRE DEPARTMENT**
Jefferson Parish Government

Project documents obtained from www.CentralBidding.com
26-Jun-2024 12:47:53 PM



Bid Number 50-00145438

**TWO (2) YEAR CONTRACT FOR A SUPPLY OF BUNKER GEAR AND
ACCESSORIES FOR THE JEFFERSON PARISH
EAST BANK CONSOLIDATED FIRE DEPARTMENT**

BID DUE: July 18, 2024 AT 2:00 PM

ATTENTION VENDORS!!!

Please review all pages and respond accordingly, complying with all provisions in the technical specifications and Jefferson Parish Instructions for Bidders and General Terms and Conditions. All bids must be received on the Purchasing Department's eProcurement site, www.jeffparishbids.net, by the bid due date and time. Late bids will not be accepted.

**Jefferson Parish Purchasing Department
200 Derbigny Street
General Government Building, Suite 4400
Gretna, LA 70053
Purchasing Specialist: Ruby Tran
Email: ruby.tran@jeffparish.net
Phone: 504-364-2687**

SPECIFICATIONS FOR STRUCTURAL FIREFIGHTING PPE

**JEFFERSON PARISH
EAST BANK CONSOLIDATED
FIRE DEPARTMENT**

EXCEPTIONS TO SPECIFICATIONS

Any and all exceptions to the above specifications must be clearly stated for each heading. Any additional pages with exceptions must be attached with bid submission. Bids will be rejected if all items and additional documents are not completed and turned in with bid submission.

☒ **Comply** ☐ **Exception**

SCOPE

This specification details design and materials criteria to afford protection to the upper and lower body, excluding head, hands, feet, against adverse environmental effects during structural firefighting. All materials and construction will meet or exceed NFPA Standard #1971 and OSHA for structural fire fighters protective clothing.

☒ **Comply** ☐ **Exception**

SIZING

In order to ensure that every member of the department can safely perform to the maximum of their ability without extra bulk and without restriction, Jackets and Pants shall be available in all sizes and dimensions as follows:

Pants:

Gender:	Gender specific Men's and Women's patterns
Waist:	Even sizes
Body Shape:	Men's Regular, Relaxed and Slim Relaxed is a fuller cut in the hips and thighs, like relaxed jeans. Slim is a slenderer cut in the hips and thigh, like straight fit jeans.
	Women's
Inseam:	Even sizes

Jackets:

Gender:	Gender specific Men's and Women's patterns will be available.
Chest:	Even sizes
Back Length:	Men's 29 inches, 32 inches, 35 inches, 40 inches Women's 26 inches, 29 inches
Body Shape:	Men's: Straight and Tapered Note: The straight cut offers more fullness at the hips (i.e., jacket sweep) and is recommended when an IH Ready pant is being specified. Women's: Straight
Sleeve:	1 inch increments

Jackets and Pants available in only one standard shape will not be acceptable.

☒ **Comply** ☐ **Exception**

OUTER SHELL MATERIAL - JACKETS AND PANTS

The "PbiMax™" outer shell shall be manufactured by SAFETY COMPONENTS and constructed of 70/30 Pbi™ dominant Kevlar® with Kevlar® filament Comfort Twill weave. This outer shell fabric shall have an approximate weight of 7.0 oz. per square yard and must be treated with a durable water-repellent finish. Color of the garments shall be natural/gold.

☒ Comply ☐ Exception

THERMAL INSULATING LINER - JACKET AND PANTS

The thermal liner shall be constructed of 6.5 oz. per square yard Safety Components GLIDE ICE™ NOMEX® NANO; one layer of 2.3 oz. per square yard E89™ spun laced Nomex®/Kevlar® aramid blend, quilt stitched to a 60% Nomex® Filament/40% Nomex®/Lenzing spun yarn Face Cloth. An approximate 8 inches by 10 ½ inches pocket, constructed of thermal liner over-edged to a layer of moisture barrier material, shall be affixed to the inside of the jacket thermal liner on the left side by means of a single needle stitch. The thermal liner shall be attached to the moisture barrier and bound together by bias-cut Neoprene coated cotton/polyester around the perimeter. This provides superior abrasion resistance to the less expensive, less durable "stitch and turn" method. Further mention of "Thermal Liner" in this specification shall refer to this section.

☒ Comply ☐ Exception

MOISTURE BARRIER - JACKETS AND PANTS

The moisture barrier material shall be W.L. GORE CROSSTECH® black moisture barrier - Type 2F, which is comprised of a CROSSTECH® membrane laminated to a Nomex® IIIA woven pajama check substrate. The CROSSTECH® membrane is an enhanced bicomponent membrane comprised of an expanded PTFE (polytetrafluoroethylene, for example Teflon®) matrix having a continuous hydrophilic (i.e., water-loving) and oleophobic (i.e., oil-hating) coating that is impregnated into the matrix. CROSSTECH® moisture barrier seams shall be sealed with GORE-SEAM® tape using a Series 6000 (or higher) GORE-SEAM™ sealing machine to afford comparable bacteriophage penetration resistance performance. Further mention of "Specified Moisture Barrier" in this specification shall refer to this section.

☒ Comply ☐ Exception

SEALED MOISTURE BARRIER SEAMS

All moisture barrier seams shall be sealed with a minimum 1 inch wide sealing tape. One side of the tape shall be coated with a heat activated glue adhesive. The adhesive side of the tape shall be oriented toward the moisture barrier seam. The adhesive shall be activated by heat and the sealing tape shall be applied to the moisture barrier seams by means of pressure exerted by rollers for that purpose.

☒ Comply ☐ Exception

METHOD OF THERMAL LINER/MOISTURE BARRIER ATTACHMENT FOR JACKETS AND PANTS

The thermal liner and moisture barrier shall be completely removable from the jacket shell. A minimum of six snap fasteners shall secure the thermal liner/moisture barrier to the outer shell along the length of the neck line under the top most collar. The top most collar shall be turned under and finished such that the snaps on the collar will not be able to contact the wearers skin. Corresponding snaps shall be installed through a moisture barrier leader measuring an approximate height of 1¼ – 2 inches and shall not penetrate through to the outer

shell on the backside of the collar. The remainder of the thermal liner/moisture barrier shall be secured with snap fasteners appropriately spaced on each jacket facing and Ara-Shield® snap fasteners at each sleeve end. There shall be one Ara-shield® snap tabs at the liner sleeve end which shall be colored to correspond with color coded snap tabs on the shell sleeve end for ease of matching the liner system to the outer shell after inspection or cleaning is completed.

The thermal liner and moisture barrier shall be completely removable from the pant shell. Nine snap fasteners shall be spaced along the waistband to secure the thermal liner to the shell. The legs of the thermal liner/moisture barrier shall be secured to the shell by means of Ara-Shield® snap fasteners, 2 per leg. The Ara-shield® snap tabs on the shell shall be color coded to corresponding color coded snap tabs in the liner for ease of matching the liner system to the outer shell after inspection or cleaning is completed. There shall be no hook and loop used to close the liner access opening.

☒ Comply ☐ Exception

STRUCTURAL COMPOSITE PERFORMANCE: The garment composite, consisting of an outer shell, moisture barrier and thermal liner, shall provide a Thermal Protective Performance (TPP) rating of not less than 38.9 when tested in accordance with NFPA:1971, 2018 Edition.

The garment composite, consisting of an outer shell, moisture barrier and thermal liner, shall provide a Total Heat Loss (THL) rating of not less than 283 when tested in accordance with NFPA:1971, 2018 Edition.

☒ Comply ☐ Exception

STITCHING

The outer shell shall be assembled using stitch type #301, #401, #514 and #516. The thermal liners and moisture barriers shall be assembled using stitch type #301, #401, #504, #514, and #516. Major A outer shell structural seams and major B structural liner seams, shall have a minimum of 8 to 10 stitches per inch. All major A seams shall be sewn with ball point needles only. All seams shall be continuously stitched only.

☒ Comply ☐ Exception

JACKET CONSTRUCTION

BODY

The body of the shell and AXTION® liner system shall be constructed of three separate panels consisting of two front panels and one back panel. The body panels shall be shaped so as to provide a tailored fit thereby enhancing body movement and shall be joined together by double stitching with Nomex® thread. One-piece outer shells shall not be acceptable.

☒ Comply ☐ Exception

AXTION® BACK

The jacket outer shell shall include inverted pleats to afford enhanced mobility and freedom of movement in addition to that provided by the AXTION® sleeves. The outer shell shall have two inverted pleats (one each side) installed on either side of the back body panel. The inverted pleats shall begin at the top of each shoulder and extend vertically down the sides of the jacket to the hem. Maximum expansion of the pleats shall occur at

the shoulder area and taper toward the hem. Pleats that do not extend to the hem will not be considered, since they do not provide a true AXTION® back.

The moisture barrier and thermal liner layers shall be designed with darts corresponding to the added length in the shell provided by the AXTION® back pleats. The darts are positioned at the shoulder blades, outside of the SCBA straps and work together with the corresponding outer shell pleats in the AXTION® back, providing maximum expansion. The moisture barrier darts will be seam sealed to assure liquid resistance integrity.

☒ Comply ☐ Exception

LOGOS

The garment brand shall be identified by means of red FR Nomex® thread embroidery on the top of the left collar denoting "GLOBE" as the manufacturer. There shall be a reflective label specific to the garment style, measuring 1 inch wide by 4 inches long, installed on the left pocket flap.

☒ Comply ☐ Exception

DRAG RESCUE DEVICE (DRD)

A Firefighter Drag Rescue Device (DRD) shall be installed in each jacket. The ends of a 1 inch wide strap, constructed of Kevlar®, shall be sewn together to form a continuous loop. The strap shall be installed in the jacket between the liner system and outer shell such that when properly installed will loop around each arm. The strap will be accessed through a portal between the shoulders on the upper back where it is secured in place by an FR strap. The DRD shall be removable for laundering. The access port shall be covered by an outside flap of shell material, designed to fit between the shoulder straps of an SCBA. The flap will have a NFPA-compliant 3M Scotchlite™ reflective logo patch sewn to the outside to clearly identify the feature as the DRD (Drag Rescue Device). The DRD shall not extend beyond the outside flap. This device provides a quickly deployed means of rescuing a downed firefighter. Flimsy, rope-style DRD straps will not be considered.

☒ Comply ☐ Exception

LINER ACCESS OPENING (JACKET)

The liner system of the jacket shall incorporate an opening at the leading edge of the right front panel. This opening shall run a minimum of 11 inches for the purpose of inspecting the integrity of the jacket liner system. When installed into the outer shell the Liner Access Opening shall be covered and protected by the overlap of the outer shell facing.

☒ Comply ☐ Exception

RETROREFLECTIVE FLUORESCENT TRIM

The retroreflective fluorescent trim shall be in 3 inches red/orange 3M Scotchlite™ Triple Trim (R/O borders with silver center). Each jacket shall have an adequate amount of retroreflective fluorescent trim affixed to the outside of the outer shell to meet the requirements of NFPA 1971 and OSHA.

The trim shall be in the following widths and shall be **NYC style**; 3 inches wide stripes - around the bottom of the jacket within approximately 1 inch of the hem, around the back and chest area approximately 3 inches below the armpit, around each sleeve below the elbow, around each sleeve above the elbow.

☒ Comply ☐ Exception

REINFORCED TRIM STITCHING

All reflective trim is secured to the outer shell with Nomex® thread, using a locking chainstitch TrimTrax® system. This strip of 3/32 inch strong, durable, flame-resistant black Kevlar® cording provides a bed for the stitching along each edge of the retroreflective fluorescent trim surface and affords extra protection for the thread from abrasion. TrimTrax® has been proven to be 5 to 7 times more durable than single or even double rows of stitching, significantly reducing maintenance costs and providing more value and a longer service life. Two rows of stitching used to attach the trim in place of the TrimTrax® shall be considered an unacceptable alternative, since it has been proven that the two rows of stitching have insignificant impact on wear life. All trim ends shall be securely sewn into a seam for a clean finished appearance.

☒ Comply ☐ Exception

SEWN ON RETROREFLECTIVE LETTERING

Each jacket shall have 3 inches red/orange 3M Scotchlite™ lettering on Row A reading: JPFD

☒ Comply ☐ Exception

HANGING LETTER RECEIVER

There shall be a combination of snap fasteners and FR hook & loop fastener tape attached to the rear inside hem of the jacket to accept a hanging letter patch.

☒ Comply ☐ Exception

HANGING LETTER PATCH - OPTION

If preferred, the hanging letter patch shall be constructed of a double layer of outer shell material. The letter patch will attach to the rear inside hem of the jacket to the combination of snap fasteners and FR hook & loop fastener tape. The hanging letter patch shall have 3 inches red/orange 3M Scotchlite™ lettering reading: FF'S NAME

☒ Comply ☐ Exception

COLLAR & FREE HANGING THROAT TAB

The collar shall consist of a minimum four-layer construction and be of one-piece design. There shall be two layers of specified moisture barrier material sandwiched in between two layers of outer shell fabric (see Moisture Barrier section). The forward inside ply of moisture barrier shall be sewn to the inside of the collar along the edges only. The multi-layered configuration shall provide protection from water and other hazardous elements, while maintaining thermal protection. The collar shall be a minimum of 3 inches high and graded to chest size. The leading edges of the collar shall extend up evenly from the leading edges of the jacket front body panels so that no gap occurs at the throat area. The collar back layers of outer shell and moisture barrier shall be joined to the body panels with a minimum of two rows of stitching. The collar front layers of outer shell and moisture barrier fabric shall have a series of minimum 6 snap fasteners on lower edge of the collar. The top most collar shall be turned under and finished such that the snaps on the collar will not be able to contact the wearer's skin. There shall be corresponding snap fasteners on a moisture barrier leader, which is sewn to the thermal liner system to engage the snaps on the collar. The snaps on the thermal liner system leader will be installed such that they do not penetrate from the outer shell through to the inner layers. This moisture barrier leader on the thermal liner system shall be sandwiched between the underside of the top collar shell fabric and moisture barrier material and the bottom collar shell fabric and moisture barrier material so as to reduce the possibility of liner detachment while donning and doffing.

The throat tab shall consist of a minimum of four-layer construction and be a scoop type design. There shall be of two plies of outer shell material with two center plies of moisture barrier material. The throat tab shall measure not less than 3 inches wide at the center tapering to 2 inches at each end with a total length of approximately 9 inches. The throat tab will be attached to the right side of the collar by a 1 inch wide by 1 inch long piece of Nomex® twill webbing. The throat tab shall be secured in the closed and stowed position with FR hook and loop fastener tape. The FR hook and loop fastener tape shall be oriented to prevent exposure to the environment when the throat tab is in the closed position. Two 1½ inches by 3 inches pieces of FR loop fastener tape shall be sewn horizontally to the inside of each end of the throat tab. Corresponding pieces of FR hook fastener tape measuring 1 inch by 3 inches shall be sewn horizontally to the leading outside edge of the collar on each side, for attachment and adjustment when in the closed position and wearing a breathing apparatus mask. In order to provide a means of storage for the throat tab when not in use, a 1 inch by 3 inches piece of FR hook fastener tape shall be sewn horizontally to the inside of the throat tab immediately under the 1½ inches by 3 inches pieces of FR loop fastener tape. The collar closure strap shall fold in half for storage with the FR loop fastener tape engaging the FR hook fastener tape.

A hanger loop constructed of a double layer of outer shell material shall be sewn to the top of the collar at the center.

☒ Comply ☐ Exception

JACKET FRONT

The jacket shall incorporate separate facings to ensure there is no interruption in thermal or moisture protection in the front closure area. The facings shall measure approximately 2½ inches wide, extend from collar to hem, and be double stitched to the underside of the outer shell at the leading edges of the front body panels. A breathable moisture barrier material shall be sewn to the jacket facings and configured such that it is sandwiched between the jacket facing and the inside of the respective body panel. The breathable film side shall face inward to protect it. There shall be wicking barrier constructed of Crosstech® 2F moisture barrier material installed on the front closure system on the left and right side directly below the front facings to ensure continuous protection and overlap. The wicking barrier shall extend no more than a maximum of ¾ inch beyond the inner facing and false facing shall be unacceptable. The thermal liner and moisture barrier assembly shall be attached to the jacket facings by means of snap fasteners.

☒ Comply ☐ Exception

STORM FLAP

A rectangular storm flap measuring approximately 3 inches (6 inches for hook and dee inside/FR hook and loop fastener tape outside closure; aka #7C) wide and a minimum of 23 inches long (based on a 32 inches length jacket) shall be centered over the left and right body panels to ensure there is no interruption in thermal or moisture protection in the front of the jacket. The outside storm flap shall be constructed of two plies of outer shell material with a center ply of breathable moisture barrier material. The outside storm flap shall be double stitched to the right-side body panel and shall be reinforced at the top and bottom with backtacks.

☒ Comply ☐ Exception

STORM FLAP AND JACKET FRONT CLOSURE SYSTEM

The jacket shall be closed by means of a 22 inches size #10 heavy duty high-temp smooth-gliding YKK Vislon® zipper on the jacket fronts and FR hook and loop fastener tape on the storm flap. The teeth of the zipper shall be mounted on black Nomex® tape and shall be sewn into the respective jacket fronts. The storm flap shall close over the left and right jacket body panels and shall be secured with FR hook and loop fastener tape. A 1½ inches piece of FR loop fastener tape shall be installed along the leading edge of the storm flap on the

underside with four rows of stitching. A corresponding 1½ inches piece of FR hook fastener tape shall be sewn with four rows of stitching to the front body panel and positioned to engage the loop fastener tape when the storm flap is closed over the front of the jacket.

☒ Comply ☐ Exception

CARGO/HANDWARMER EXPANSION (BELLOWS) POCKETS

Each jacket front body panel shall have a 2 inches deep by 8 inches wide by 8 inches high expansion pocket, double stitched to it and shall be located such that the bottom of the pockets is at the bottom of the jacket for full functionality when used with an SCBA. Retroreflective trim shall run over the bottom of the pockets so as not to interrupt the trim stripe. Two rust resistant metal drain eyelets shall be installed in the bottom of each expansion pocket to facilitate drainage of water. *The expansion pocket shall be reinforced with a layer of Kevlar® approximately 5 inches up on the inside of the pocket.* The pocket flaps shall be rectangular in shape, constructed of two layers of outer shell material and shall measure approximately 3 inches deeper than the pocket expansion and ½ inch wider than the pocket. The upper pocket corners shall be reinforced with proven backtacks and pocket flaps shall be reinforced with backtacks. The pocket flaps shall be closed by means of FR hook and loop fastener tape. Two pieces of 1½ inches by 3 inches FR hook fastener tape shall be installed vertically on the inside of each pocket flap (one piece on each end). A single strip of 1½ inches FR loop fastener tape shall be installed horizontally on the outside of each pocket near the top (extending the full length of the pocket) and positioned to engage the hook fastener tape.

Additionally, a separate hand warmer pocket compartment will be provided under the expandable cargo pocket. This compartment will be accessed from the rear of the pocket and shall be lined with Nomex® Fleece for warmth and comfort. Shell material linings shall not be considered acceptable.

☒ Comply ☐ Exception

AXTION® SLEEVES

The sleeves shall be of two-piece construction and contoured, having an upper and a lower sleeve. Both the under and upper sleeve shall be graded in proportion to the chest size. For unrestricted movement, on the underside of each sleeve there shall be two outward facing pleats located on the front and back portion of the sleeve on the shell and thermal liner. On the moisture barrier, the system will consist of two darts, rather than pleats, to allow added length in the under sleeve. The moisture barrier darts will be seam sealed to assure liquid resistance integrity.

The pleats shall expand in response to upper arm movement and shall fold in on themselves when the arms are at rest. This expansion shall allow for greater multi-directional mobility and flexibility in the shoulder and arm areas, with little restriction or jacket rise. Neither stove-pipe nor raglan-style sleeve designs will be considered acceptable.

☒ Comply ☐ Exception

SLEEVE CUFF REINFORCEMENTS

The sleeve cuffs shall be reinforced with gold Ara-Shield® material. The cuff reinforcements shall not be less than 2 inches in width and folded in half, approximately one half inside and one half outside the sleeve end for greater strength and abrasion resistance. The cuff reinforcement shall be double stitched to the sleeve end; a single row of stitching shall be considered unacceptable. This independent cuff provides an additional layer of protection as compared to a turned and stitched cuff. Jackets finished with a turned and stitched cuff do not provide the same level of abrasion resistance and will be considered unacceptable.

☒ Comply ☐ Exception

WRISTLETS / ELASTICIZED ADJUSTABLE SLEEVE WELLS

Each jacket shall be equipped with **Nomex® hand and wrist guards** (over the hand) not less than 7 inches in length and of double thickness. A separate thumbhole with an approximate diameter of 2 inches shall be recessed approximately 1 inch from the leading edge. Nomex® knit is constructed of 96% Nomex® and 4% Spandex for shape retention. The color of the wristlets shall be grey.

The wristlets shall be sewn to the end of the liner sleeves. Flame resistant neoprene coated cotton/polyester material shall be sewn to the inside of the sleeve shell approximately 5 inches from the sleeve end and extending toward the cuff forming the sleeve well. The neoprene sleeve well shall form an elasticized cuff end with an FR hook and loop fastener tape tab providing a snug fit at the wrist and covering the knit wristlet. This sleeve well configuration serves to prevent water and other hazardous elements from entering the sleeves when the arms are raised. The neoprene material shall also line the inside of the sleeve shell from the cuff to a point approximately 5 inches back, where it joins the sleeve well and is double stitched to the shell. Four Ara-shield® snap tabs will be sewn into the juncture of the sleeve well and wristlet. The tabs will be spaced equidistant from each other and shall be fitted with female snap fasteners to accommodate corresponding male snaps in the liner sleeves. One of the Ara-shield® snap tabs shall be a different color in the liner to correspond with color coded snap tabs for ease of matching the liner system to the outer shell after inspection or cleaning is completed. This configuration will ensure there is no interruption in protection between the sleeve liner and wristlet.

☒ Comply ☐ Exception

ELBOW THERMAL ENHANCEMENT

An additional layer of thermal liner material shall be sewn to the elbow area of the liner system for added protection at contact points and increased thermal insulation in this high compression area. The elbow thermal enhancement layers shall be sandwiched between the thermal liner and moisture barrier layers of the liner system and shall be stitched to the thermal liner layer only. Finished dimension shall be approximately 5 inches by 8 inches. All edges shall be finished by means of overedging. Raw or unfinished edges shall be considered unacceptable. Thermal scraps shall not be substituted for full-cut fabric padding.

☒ Comply ☐ Exception

LINER SHOULDER AND UPPER BACK THERMAL ENHANCEMENT

A minimum of one additional layer of thermal liner material shall be used to increase thermal insulation in the upper back, front and shoulder area of the liner system. This full-cut thermal enhancement layer shall drape over the top of each shoulder extending from the collar to the sleeve/shoulder seam, down the front approximately 5 inches from the juncture of the collar down the back to a depth of approximately 5¾ inches to provide greater CCHR protection in this high compression area. The upper back, front and shoulder thermal enhancement layers shall be sandwiched between the thermal liner and moisture barrier layers of the liner system and shall be stitched to the thermal liner layer only. The thermal enhancement layer shall have finished edges by means of overedging. Raw or unfinished edges shall be considered unacceptable. Thermal scraps shall not be substituted for full-cut fabric padding. Smaller CCHR reinforcements shall not be considered acceptable since they provide far less area of coverage.

☒ Comply ☐ Exception

RADIO POCKET

Each jacket shall have a pocket designed for the storage of a portable radio. This pocket shall be of box type construction, double stitched to the jacket and shall have one drainage eyelet in the bottom of the pocket. The pocket flap shall be constructed of two layers of outer shell material measuring approximately 3 inches longer than the depth of the pocket and ¼ inch wider than the pocket. The pocket flap shall be closed by means of FR hook and loop fastener tape. A 1½ inches by 3 inches piece of FR hook fastener tape shall be installed on the inside of the pocket flap beginning at the center of the bottom of the flap. A 1½ inches by 3 inches piece of FR loop fastener tape shall be installed horizontally on the outside of the pocket near the top center and positioned to engage the hook fastener tape. In addition, the entire inside of the pocket shall be lined with neoprene coated cotton/polyester material to ensure that the radio is protected from the elements. The impermeable barrier material shall also be sandwiched between the two layers of outer shell material in the pocket flap for added protection. The radio pocket shall measure approximately 3 inches deep by 3½ inches wide by 9 inches high and shall be installed on the left chest.

NOTCHED RADIO POCKET FLAP

The radio pocket flap shall be notched to accommodate the radio antenna on the left side as worn.

☒ Comply ☐ Exception

MICROPHONE STRAP

A strap shall be constructed to hold a microphone for a portable radio. It shall be sewn to the jacket at the ends only. The size of the microphone strap shall be 1 inch x 3 inches. The microphone strap shall be mounted above the radio pocket and shall be constructed of double layer outer shell material.

☒ Comply ☐ Exception

FLASHLIGHT RETAINER STRAP

The jackets shall be equipped with a flashlight retainer strap. A double thickness strap of outer shell material measuring approximately 1 inch by 12 inches, shall be double stitched to the jacket in the middle of the strap. 1 inch by 4 inches flame resistant hook and loop fastener tape shall be attached to the loose ends of the strap so that they may be joined together around the flashlight. The retainer strap shall be located on the right chest, 2½ inches from the storm flap.

☒ Comply ☐ Exception

COAT HOOK

Each jacket shall be equipped with an inward facing safety hook (coat hook). The coat hook shall be triple riveted in a vertical position to an approximate 3 inches by 3 inches piece of self-material outer shell patch. The patch shall be double needle stitched to the right chest, 3½ inches above the hook and loop flashlight retainer strap.

☒ Comply ☐ Exception

PARTICULATE GUARD – JACKET

The jackets shall be equipped with a Particulate Guard System slightly above the hemline to reduce the introduction of foreign matter onto the wearer. The system shall be constructed of two layers; one layer of yellow TecaSafe material, the second layer of a neoprene coated material. The two layers shall be overedged at the top of the guard, then turned in topstitched to liner system approximately 4¼ inches above the hemline of the liner. It shall measure approximately 4½ inches wide at the center rear of the hem, tapering to approximately 1½ inches wide at the leading edges of the right and left front panels. The bottom of the system shall encase a continuous band of an elasticized material extending the entire length of the guard. At the leading edge of the right and left front panels, there shall be a male snap fastener, which shall be placed to engage with a female snap fastener on the front facings of the jacket shell, completing the closure of the system around the wearer's waist area.

☒ Comply ☐ Exception

PANT CONSTRUCTION

BODY

The body of the shell shall be constructed of four separate body panels consisting of two front panels and two back panels. The body panels shall be shaped so as to provide a tailored fit, thereby enhancing body movement and shall be joined together by double stitching with Nomex® thread. In addition to the four body panels, there shall be a seamless, one-piece crotch gusset. The one-piece gusset allows for less bulk, comfort and more freedom of movement in this high stress area. The body panels, seam lengths and crotch gusset shall be graded to size to assure accurate fit in a broad range of sizes.

The front body panels will be wider than the rear body panels to provide more fullness over the knee area. This is accomplished by rolling the side leg seams (inside and outside) to the rear of the pant leg beginning at the knee. The slight taper will prevent premature wear of the side seams by pushing them back and away from the primary high abrasion areas encountered on the sides of the lower legs.

☒ Comply ☐ Exception

CONTOURED SADDLE

The rise of the rear pant center back seam, including gusset, from the top back of the waistband to where it intersects the inside leg seams at the crotch shall exceed the rise at the front of the pant by approximately 8 inches. The longer rear center back seam provides added length in the seat for mobility without restriction when stepping up, kneeling, or crawling and maintains proper alignment of the knee, without twisting, directly over the kneepads when kneeling and crawling.

☒ Comply ☐ Exception

LINER ACCESS OPENING (PANT)

The thermal liner and moisture barrier layers of the pant liner system shall be constructed in such a way as to allow an access opening for interior inspection, service and replacement. The thermal liner and moisture barrier layers shall be stitched together for security and prevention of inadvertent use of one layer without the other. The liner system shall have a reinforcement material sewn to the bottom of the fly opening. This reinforcement will serve to prevent the liner from tearing in that area from the constant donning and doffing of the pants.

The liner system of the pant shall incorporate an opening along the back of the waistline for ease in inspecting the inner layers and to facilitate performing the complete Liner Inspection. The thermal liner and moisture barrier shall be individually bound with a neoprene coated bias cut tape and joined together on each of the front panels, along the waistband from the front fly opening to side seam. The back of the liner system will be allowed to remain open with two snaps on either side of the back seam to attach the moisture barrier layer to the thermal liner layer. As described previously, the pant thermal layer system snaps directly to the independent waistband by means of nine snap fasteners. There shall be no hook and loop used to close the liner access opening.

☒ Comply ☐ Exception

RETROREFLECTIVE FLUORESCENT TRIM

The pants shall have a stripe of retroreflective fluorescent trim encircling each leg below the knee to comply with the requirements of NFPA #1971 in 3 inches red/orange 3M Scotchlite™ Triple Trim (R/O borders with silver center). Bottom of trim band shall be located approximately 3 inches above cuff.

☒ Comply ☐ Exception

REINFORCED TRIM STITCHING

All sewn on reflective trim is secured to the outer shell with Nomex® thread, using a locking chainstitch TrimTrax® system. This strip of 3/32 inches strong, durable, flame-resistant black Kevlar® cording provides a bed for the stitching along each edge of the retroreflective fluorescent trim surface and affords extra protection for the thread from abrasion. TrimTrax® has been proven to be 5 to 7 times more durable than single or even double rows of stitching, significantly reducing maintenance costs and providing more value and a longer service life. Two rows of stitching used to attach the trim in place of the TrimTrax® shall be considered an unacceptable alternative, since it has been proven that the two rows of stitching have insignificant impact on wear life. All trim ends shall be securely sewn into a seam for a clean finished appearance.

☒ Comply ☐ Exception

ELASTICIZED WAISTBAND

The pant design facilitates the transfer of the weight of the pant to the hips instead of shoulders and suspenders. The two rear outer-shell body panels, beginning at the pant side seams, shall incorporate an elasticized waist insert, running from the side seam towards the back of the trouser for an approximate distance of 4 inches. The rear elasticized waist inserts shall be integral to the shell of the pant and the elasticized portions shall be covered by the outer shell fabric of the pant.

The waist area of the pants shall be reinforced on the inside with a separate piece of black aramid outer shell material, cut on the bias (diagonally). The reinforcement shall be folded in half, for a finished bottom edge and shall have a finished width of not less than approximately 1½ inches. The top edge of the waistband reinforcement shall be double stitched to the outer shell at the top of the pants. The lower edge of the waistband shall be unattached to the shell to accept the thermal liner and moisture barrier. The top of the thermal liner and moisture barrier shall be secured to the underside of the waistband reinforcement by means of nine snaps, spaced equidistant along the length of the waistband reinforcement. Inserting the liner system between the waistband reinforcement and outer shell serves to reduce the possibility of liner detachment while donning and doffing. The independent waistband construction affords greater comfort and fit than a turned and stitched method. Pants that do not include an independent waistband or are not cut on the bias will not provide the same amount of stretch to the garment and shall be considered unacceptable.

☒ Comply ☐ Exception

EXTERNAL / INTERNAL FLY FLAP

The pants will have a vertical outside fly flap constructed of two layers of outer shell material, with a layer of moisture barrier material sandwiched between. The fly flap shall be double stitched to the left front body panel and shall measure approximately 2¾ inches wide, with a length graded to size based on waist measurement and reinforced with bar tacks at the base. An internal fly flap constructed of one layer of outer shell material, thermal liner and specified moisture barrier, measuring approximately 2 inches wide, with a length graded to size based on waist, shall be sewn to the leading edge of the right front body panel.

The underside of the outside fly flap shall have a 1½ inches wide piece of FR loop fastener tape quadruple stitched full length along the shell material only; stitching shall not penetrate the moisture barrier insert between the two shell fabric layers to insure greater thermal protection and reduced water penetration. A corresponding strip of 1½ inches wide piece of FR hook fastener tape shall be quadruple stitched to the outside right front body panel securing the fly in a closed position.

☒ Comply ☐ Exception

CLOSURE SYSTEM - Half Black Belt with Tunnel

Each pant shall include an approximate 2 inches wide black aramid belt with a self-locking hi-temp thermoplastic buckle serving as the exterior primary positive locking closure. Sizing adjustment shall be provided by means of the black belting which can be threaded through the male portion of the 2 inches thermoplastic buckle; this buckle shall also provide a quick-release mechanism for donning and doffing.

The belt shall be attached to the two front body panels of the pant at the side seams and shall run through tunnels constructed of black 6.0 osy aramid outer shell material, protecting the belt from damage. The tunnels will begin at the side seams and run to the front of the pant, terminating at the buckle closure system. A single belt loop constructed of a double layer of black 6.0 osy aramid measuring approximately ½ inch by 3 inches shall be attached to the topside of the right-side tunnel. The belt loop shall be located approximately 2 inches from the tunnel opening for storage of the belt tab.

☒ Comply ☐ Exception

ARTICULATED KNEE

The outer shell of the pant legs shall be constructed with horizontal pleats in the knee area with corresponding darts in the liner. In order to provide increased freedom of movement and maximum flexibility, extra material is built into the knee area and this additional fullness is contained by stitching down the pleats on the inside of the shell. The knee reinforcement shall be installed proportionate to the pant inseam, in such a manner that it falls in an anatomically correct knee location.

The thermal liner shall be constructed with four darts per leg in the front of the knee. Two shall be located above the knee (one on each side) and two shall be located below the knee (one on each side). On the moisture barrier, the system shall consist of two darts, rather than pleats, to allow added length in the under knee. The darts in the liner provide a natural bend at the knee. The darts in the liner work in conjunction with the expansion panels in the outer shell to increase freedom of movement when kneeling, crawling, climbing stairs or ladders, etc.

☒ Comply ☐ Exception

LINER KNEE THERMAL ENHANCEMENT

A minimum of one additional layer of specified thermal liner and one additional layer of moisture barrier material, measuring a minimum of 9 inches by 11 inches, shall be sewn to the knee area of the liner system for added CCHR protection and increased thermal insulation in this high compression area. The knee thermal enhancement layers shall be sandwiched between the thermal liner and moisture barrier layers of the liner system and shall be stitched to the thermal liner layer only. The thermal enhancement layer shall have finished edges by means of overedging. Raw or unfinished edges shall be considered unacceptable. Thermal scraps shall not be substituted for full-cut fabric padding. Smaller CCHR reinforcements shall not be considered acceptable since they provide far less area of coverage.

☒ Comply ☐ Exception

CATHEDRAL KNEE REINFORCEMENTS

The knee area shall be reinforced with gold Ara-Shield® material. The cathedral shaped knee reinforcement shall be centered on the leg to ensure proper coverage when bending, kneeling and crawling. The knee reinforcements shall measure a minimum of approximately 7 inches wide by 12 inches high at the highest point and shall be double stitched to the outside of the outer shell in the knee area for greater strength and abrasion resistance. The articulated cathedral knee reinforcement shall be constructed by means of 2 horizontal full-length darts, spaced equidistance over the height of the knee reinforcement and cut and stitched to the shell in such a way that there shall be an arch at the top of the reinforcement, tapering down the sides of the reinforcement with a squared off bottom. Knee reinforcements of a smaller size do not provide the same protective coverage and shall be considered unacceptable. The lower edge of the Ara-Shield® knee reinforcement shall be turned under so that the lower row of stitching is covered and protected from abrasion.

☒ Comply ☐ Exception

PADDING UNDER KNEE REINFORCEMENTS

Padding for the knees shall be accomplished with one layer of Silizone® foam, sandwiched between the thermal liner and moisture barrier. The placement of Silizone® padding on the thermal versus the shell reduces bulk in the shell and also serves to protect the padding from abrasion and other wear issues that the outer shell is subject to. Pants with Silizone® knee padding on the shell as opposed to on the liner, do not provide the same level of bulk reduction and abrasion resistance and are not recommended.

☒ Comply ☐ Exception

EXPANSION (BELLOWS) POCKETS

An expansion pocket, measuring approximately 2 inches deep by 10 inches wide by 10 inches high shall be double stitched to the side of each leg straddling the out-seam above the knee and positioned to provide accessibility. *The lower half of each expansion pocket shall be reinforced with an additional layer of Kevlar® twill material on the inside.* Two rust resistant metal drain eyelets shall be installed on the underside of each expansion pocket to facilitate drainage of water. The pocket flaps shall be rectangular in shape, constructed of two layers of outer shell material and shall measure approximately 3 inches deeper than the pocket expansion and ½ inch wider than the pocket. The upper pocket corners shall be reinforced with proven backtacks and pocket flaps shall be reinforced with backtacks. The pocket flaps shall be closed by means of FR hook and loop fastener tape. Two pieces of 1½ inches by 3 inches FR hook fastener tape shall be installed vertically on the inside of each pocket flap (one piece on each end). A single strip of 1½ inches FR loop fastener tape shall be installed horizontally on the outside of each pocket near the top (extending the full length of the pocket) and positioned to engage the hook fastener tape.

☒ Comply ☐ Exception

POCKET DIVIDER

The left side expansion pocket shall be equipped with a vertical divider separating the pocket into two compartments. The divider will split the pocket in the center.

☒ Comply ☐ Exception

PANT CUFF REINFORCEMENTS

The cuff area of the pants shall be reinforced with gold Ara-Shield® material. The cuff reinforcement shall not be less than 2 inches in width and folded in half, approximately one half inside and one half outside the end of the legs for greater strength and abrasion resistance. The cuff reinforcement shall be double stitched to the outer shell for a minimum of two rows of stitching. This independent cuff provides an additional layer of protection over a hemmed cuff. Pants that are turned and stitched at the cuff, as opposed to an independent cuff reinforcement, do not provide the same level of abrasion resistance and shall be considered unacceptable.

☒ Comply ☐ Exception

PADDED RIP-CORD SUSPENDERS & ATTACHMENT

On the inside waistband shall be attachments for the standard "H" style "Padded Rip-Cord" suspenders. There will be four attachments total – 2 front and 2 back. The suspender attachments shall be constructed of black Ara-Shield® material measuring approximately ½ inch wide by 3 inches long. They shall be sewn in a horizontal position on the ends only to form a loop. The appearance will be much like a horizontal belt loop to capture the suspender ends.

A pair of "H" style "Padded Rip-Cord" suspenders shall be specially configured for use with the pants. The main body of the suspenders shall be constructed of 2 inches wide black webbing straps. The suspenders shall run over each shoulder to a point approximately shoulder blade high on the back, where they shall be joined by a 2 inches wide horizontal piece of webbing measuring approximately 8 inches long, forming the "H". This shall prevent the suspenders from slipping off the shoulders. The shoulder area of the suspenders will be padded for comfort by fully encasing the webbing with aramid batting and wrap-around black aramid.

The rear ends of the suspenders will be sewn to 2 inches wide elasticized webbing extensions measuring approximately 8 inches in length and terminating with thermoplastic loops. The forward ends of the suspender straps shall be equipped with specially configured black powder coat non-slip metal slides with teeth. Through the metal slides will be the 9 inches lengths of strap webbing "Rip-Cords" terminating with thermoplastic loops on each end. Pulling on the "Rip-Cords" shall allow for quick adjustment of the suspenders.

Threaded through and attached to the thermoplastic loops on the forward and rear ends of the suspenders will be black aramid suspender attachments incorporating two snap fasteners. The aramid suspender attachments are to be threaded through the suspender attachment loops on the inside waistband of the pants. The aramid suspender attachments will then fold over and attach to themselves securing the suspender to the pants.

☒ Comply ☐ Exception

REVERSE BOOT CUT

The outer shell pant leg cuffs will be constructed such that the back of the leg is approximately 1 inch shorter than the front. The liner will also have a reverse boot cut at the rear of the cuff and a concave cut

Bid # 50-00145438

at the front to keep the liner from hanging below the shell. This construction feature will minimize the chance of premature wear of the cuffs and injuries due to falls as a result of "walking" on the pant cuffs. Pants that have "cut-outs" in the back panel rather than a contoured boot cut shall be considered unacceptable.

✓ Comply Exception

PARTICULATE GUARD – PANT

The pants shall be equipped with a Particulate Guard System at the pant cuff and at the base of the fly to reduce the introduction of foreign matter onto the wearer. It shall be constructed of two layers; one layer of yellow TecaSafe material, the second layer of a neoprene coated material.

The two layers shall be turned in and topstitched to each other, the finished guard pieces shall then be double stitched to the liner at the cuff hemlines and at the base of the crotch. The system at the cuffs shall measure approximately 4 inches wide and run the full circumference of the liner cuff. The bottom of the system shall encase a continuous band of an elasticized material extending the full length of system. At the crotch opening shall be an elliptical shape, measuring approximately 3 inches high and 3½ inches wide, and secured to the binding by two rows of stitching.

✓ Comply Exception

THIRD PARTY TESTING AND LISTING PROGRAM

All components used in the construction of these garments shall be tested for compliance to NFPA Standard #1971 by Underwriters Laboratories (UL). Underwriters Laboratories shall certify and list compliance to that standard. Such certification shall be denoted by the Underwriters Laboratories certification mark.

✓ Comply Exception

LABELS

Appropriate warning label(s) shall be permanently affixed to each garment. Additionally, the NFPA certification label shall include the following information:

- Compliance to NFPA Standard #1971
- Underwriters Laboratories classified mark
- Manufacturer's name
- Manufacturer's address
- Manufacturer's garment identification number
- Date of manufacture
- Size

ISO CERTIFICATION / REGISTRATION

The protective clothing manufacturer shall be certified and registered to ISO Standard 9001 to assure a satisfactory level of quality.

✓ Comply Exception

WARRANTY

The manufacturer shall warrant these jackets and pants to be free from defects in materials and workmanship for their serviceable life when properly used and cared for.

☒ Comply ☐ Exception

HOOK AND LOOP SUPPORT PROGRAM

Support program shall cover hook or loop tape that has begun to fray or otherwise degrade from normal wear. This program shall remain in effect for a period of five years from the original date of manufacture of the garment. This support program shall cover the repair or replacement, without charge, of any hook and/or loop on the garments produced by the manufacturer providing the garments are otherwise serviceable.

This support program does NOT cover damage from fire, heat, chemicals, misuse, accident or negligence. Failure to properly care for garments will serve to void this support program.

☒ Comply ☐ Exception

SIZING BY VENDOR

Both male and female sizing samples shall be available.

☒ Comply ☐ Exception

GARMENT TRAINING AND SUPPORT

OSHA requires employees be trained on the capabilities and limitations of their Personal Protective Equipment. The selected vendor shall offer the following:

- On-site care and maintenance training shall be offered by the manufacturer. Training shall be in compliance with NFPA 1851, current edition, at the conclusion of which each participant shall receive a certificate of completion.
- An on-site OSHA mandated training class on the Knowing the Limits of Your PPE shall be offered at no charge. The training shall include structural firefighting coat, pant and boots.

☒ Comply ☐ Exception

BAR-CODE/RECORD KEEPING INTERFACE

A 1-dimensional barcode, in the interleaved 2 of 5 format shall be printed on the label of each separable layer of the garment.

This barcode shall represent the serial number of the garment. The manufacturer shall be able to provide a detailed list of each asset of a drop-shipped order, and shall include the following:

- Brand
- Order Number
- Serial Number
- Style Number
- Color
- Description

- Chest/Waist Size
- Jacket/pant Length
- Sleeve Length
- Date of Manufacture
- Mark-For Data

This information shall be able to be imported into the manufacturers web-based system designed to facilitate the organization and tracking of assets in accordance with the cleaning and inspection requirements of OSHA and NFPA 1851.

✓ Comply Exception

PPE RECORD KEEPING

The manufacturer shall make available and no-charge, a password protected data based backed website that does not care whose brand of PPE assets are being recorded. The website shall have the functionality to allow the manufacturer to import all of the pertinent data into the department's account so that the initial data entry by fire department personnel is eliminated.

The website shall allow for the department to use a barcode scanner, if desired, to scan the Interleaved 2 of 5 barcode found in the gear by going to the Search the Serial Number page in PPE record keeping program, and scanning the asset's barcoded serial number.

✓ Comply Exception

COUNTRY OF ORIGIN

Jackets and Pants shall be manufactured in the United States.

✓ Comply Exception

DATE: 6/26/2024

INVITATION TO BID
THIS IS NOT AN ORDER

Page: 1

BID NO.: 50-00145438

JEFFERSON PARISH

PURCHASING DEPARTMENT
P.O. BOX 9
GRETNA, LA. 70054-0009
504-364-2678

PURCHASING SPECIALIST:
RUBY.TRAN@jeffparish.net

BIDS WILL BE RECEIVED ONLINE VIA WWW.JEFFPARISHBIDS.NET UNTIL 2:00 PM, 7/18/2024 AND PUBLICLY OPENED THEREAFTER IN THE WEST BANK PURCHASING DEPT, SUITE 4400, JEFFERSON PARISH GENERAL GOVERNMENT BUILDING, 200 DERBIGNY STREET, GRETNA, LA 70053. At no charge, bidders are to submit via Jefferson Parish's electronic procurement page by visiting www.jeffparishbids.net to register for this free site. Additional instructions are included in the text box highlighting electronic procurement.

LATE BIDS WILL NOT BE ACCEPTED

NOTE: ONLY BIDS WRITTEN IN INK OR TYPEWRITTEN, AND PROPERLY SIGNED BY A MEMBER OF THE FIRM OR AUTHORIZED REPRESENTATIVE, WILL BE ACCEPTED. PENCIL AND/OR PHOTOSTATIC FIGURES OR SIGNATURES SHALL RESULT IN BID REJECTION. HOWEVER, ELECTRONIC SIGNATURES AS DEFINED IN LSA - R.S. 9:2620(8) ARE ACCEPTABLE. SIGNATURE MUST BE A SECURED DIGITAL SIGNATURE.

INSTRUCTIONS FOR BIDDERS AND GENERAL CONDITIONS

THE FOLLOWING INSTRUCTIONS APPLY TO ALL BIDS

All bids submitted are subject to these instructions and general conditions and any special conditions and specifications contained herein, all of which are made part of this bid proposal reference. By submitting a bid, vendor agrees to comply with all provisions of Louisiana Law as well be in compliance with the Jefferson Parish Code of Ordinances, Louisiana Code of Ethics, applicable Jefferson Parish ethical standards and Jefferson Parish Resolution No. 136353 and/or Resolution No. 141125 as amended.

Jefferson Parish adheres to the Louisiana Code of Governmental Ethics, contained in Louisiana Revised Statutes Annotated, R.S. 42:1101, et seq. Vendor/Proposer by this submission, warrants that there are no "conflicts of interest" related to this procurement that would violate applicable Louisiana Law. Violation of the Louisiana Code of Governmental Ethics may result in rescission of contract, permit or licenses, and the imposition of fines and/or penalties, without contractual liability to the public in accordance with applicable law.

All vendors submitting bids should register as a Jefferson Parish vendor if not already yet registered. Registration forms may be downloaded from <http://purchasing.jeffparish.net> and by clicking on Vendor Information. Current W-9 forms with respective Tax Identification numbers and vendor applications may be submitted at any time; however, if your company is not registered and/or a current W-9 form is not on file, vendor registration is mandatory. Vendors may experience a delay in payment if your company is not a registered vendor with Jefferson Parish.

All quotations shall be based on F.O.B. Agency warehouse or job site, anywhere within the Parish as designated by the Purchasing Department. This provision does not apply to public works projects

JEFFERSON PARISH requires all products to be new (current) and all work must be performed according to standard practices for the project. Unless otherwise specified, no aftermarket parts will be accepted. Unless otherwise specified, all workmanship and materials must have at least one (1) year guaranty, in writing, from the date of delivery and/or acceptance of the project. Any deviations or alterations from the specifications must be indicated and/or supporting documentation supplied with bid submission.

Bidders should submit all questions in writing via email to the Purchasing Specialist's email address as indicated above, no later than Five (5) working days prior to the bid opening. Bid numbers should be mentioned in all requests. If submitting online, vendors may send questions via the E-Procurement site no later than Five (5) working days prior to the bid opening.

If this bid requires a pre-bid conference (see Additional Requirements section), bidders are advised that such conference will be held to allow bidders the opportunity to identify any discrepancies in the bid specifications and seek further clarification regarding instructions. The Purchasing Department will issue a written response to bidders' questions in the form of an Addendum. Please note that all official communication will be expressed in the form of an addendum.

Visit our website at [HTTP://PURCHASING.JEFFPARISH.NET](http://PURCHASING.JEFFPARISH.NET)

All formal Addenda require written acknowledgement on the bid form by the bidder. Failure to acknowledge any Addendum on the bid form shall cause the bid to be rejected. JEFFERSON PARISH reserves the right to award bid to next lowest responsive and responsible bidder in this event.

JEFFERSON PARISH will accept one price for each item unless otherwise indicated. Two or more prices for one item will result in bid rejection. Bidders are required to complete, sign and return the bid form and/or complete and return the associated line item pricing forms as indicated. Vendors must not alter the bid forms. Doing so will cause the bid to be rejected.

A corporate resolution or written evidence of the individual signing the bid having such authority must be submitted with the bid. Failure to comply will cause bid to be rejected. For corporate entities, such written evidence may be a printout of the Louisiana Secretary of State's website listing the signatory as an officer. Such printout shall be included with the bid submission. Bids submitted by Owners or Sole Proprietorships must include certification that he or she owns the entity for which the bid is signed. This documentation must be submitted with the bid. Failure to do so will result in bid rejection.

NOTE: A sample corporate resolution can be downloaded from our website <http://purchasing.jeffparish.net> or you may provide your own document. A sample certification of sole proprietorship can also be downloaded from our website <http://purchasing.jeffparish.net> or you may provide your own document.

INSTRUCTIONS FOR BIDDERS AND GENERAL CONDITIONS

A. AWARD OF CONTRACT: JEFFERSON PARISH reserves the right to award contracts or place orders on a lump sum or individual item basis, or such combination, as shall in its judgment be in the best interest of JEFFERSON PARISH. Every contract or order shall be awarded to the LOWEST RESPONSIVE and RESPONSIBLE BIDDER, taking into consideration the CONFORMITY WITH THE SPECIFICATIONS and the DELIVERY AND/OR COMPLETION DATE. SPLIT AWARDS MADE TO SEVERAL VENDORS WILL ONLY BE GRANTED TO THOSE DEEMED RESPONSIVE AND RESPONSIBLE.

All bid prices shall remain valid for 45 days. Jefferson Parish and the lowest responsive and responsible bidder(s) by mutual written consent may mutually agree to extend the deadline for award by one (1) or more extensions of thirty (30) calendar days.

PROTESTS: Only those vendors that submit bids in response to this solicitation may protest any element of the procurement, in writing to the Director of the Purchasing Department. Written protest must be received within 48 hours of the release of the bid tabulation by the Purchasing Department. After consultation, the Parish Attorney's Office will then respond to protests in writing. (For more information, please see Chapter 2, Article VII, Division 2, Sec. 2-914.1 of the Jefferson Parish Code of Ordinances.)

PREFERENCE: Unless federal funding is directly spent by Jefferson Parish for this purchase, preference is hereby given to materials, supplies, and provisions produced, manufactured or grown in Louisiana, quality being equal to articles offered by competitors outside the state. "LSA – R.S. 38:2251-2261"

B. USE OF BRAND NAMES AND STOCK NUMBERS: Where brand names and stock numbers are specified, it is for the purpose of establishing certain minimum standards of quality. Bids may be submitted for products of equal quality, provided brand names and stock numbers are specified. Complete product data may be required prior to award.

C. CANCELLATION OF CONTRACT: JEFFERSON PARISH reserves the right to cancel all or any part if not shipped promptly. No charges will be allowed for parking or cartage unless specified in quotation. The order must not be filled at a higher price than quoted. JEFFERSON PARISH reserves the right to cancel any contract at anytime and for any reason by issuing a THIRTY (30) day written notice to the contractor.

For good cause and as consideration for executing a contract with Jefferson Parish, vendor conveys, sells, assigns and transfers to Jefferson Parish or its assigns all rights, title and interest in and to all causes of action it may now or hereafter acquire under the antitrust laws of the United States and the State of Louisiana, relating to the particular good or services purchased or acquired by Jefferson Parish.

D. PRICES: Jefferson Parish is exempt from paying sales tax under LSA-R.S. 47:301 (8)(c). All prices for purchases by Jefferson Parish of supplies and materials shall be quoted in the unit of measure specified and unless otherwise specified, shall be exclusive of state and local taxes. The price quoted for work shall be stated in figures. In the event there is a difference in unit prices and totals, the unit price shall prevail.

Quantities listed are for bidding purposes only. Actual requirements may be more or less than quantities listed.

Bidders are not to exclude from participation in, deny the benefits of, or subject to discrimination under any program or activity, any person in the United States on the grounds of race, color, national origin, or sex; nor discriminate on the basis of age under the Age Discrimination Act of 1975, or with respect to an otherwise qualified handicapped individual as provided in Section 504 of the Rehabilitation Act of 1973, or on the basis of religion, except that any exemption from such prohibition against discrimination on the basis of religion as provided in the Civil Rights Act of 1964, or Title VI and VII of the Act of April 11, 1968, shall also apply. This assurance includes compliance with the administrative requirements of the Revenue Sharing final handicapped discrimination provisions contained in Section 51.55 (c), (d), (e), and (k)(5) of the Regulations. New construction or renovation projects must comply with Section 504 of the 1973 Rehabilitation Act, as amended, in accordance with the American National Standard Institute's specifications (ANSI A17.1-1961).

DATE: 6/26/2024

BID NO.: 50-00145438

INSTRUCTIONS FOR BIDDERS AND GENERAL CONDITIONS

Page: 3

Jefferson Parish and its partners as the recipients of federal funds are fully committed to awarding a contract(s) to firm(s) that will provide high quality services and that are dedicated to diversity and to containing costs. Thus, Jefferson Parish strongly encourages the involvement of minority and/or woman-owned business enterprises (DBE's, including MBE's, WBE's and SBE's) to stimulate participation in procurement and assistance programs.

The purpose and intention of this invitation to bid is to afford all suppliers an equal opportunity to bid on all construction, maintenance, repair, operating supplies and/or equipment listed in this bid proposal. JEFFERSON PARISH WILL ACCEPT ONE BID ONLY FROM EACH VENDOR. Items bid must meet specifications.

Advertised bids will be tabulated and a copy of the tabulation will be forwarded to each responding bidder.

IN ACCORDANCE WITH STATE REGULATIONS JEFFERSON PARISH OFFERS ELECTRONIC PROCUREMENT TO ALL VENDORS

This electronic procurement system allows vendors the convenience of reviewing and submitting bids online.

This is a secure site and authorized personnel have limited read access only. Bidders are to submit electronically using this free service; while the website accepts various file types, one single PDF file containing all appropriate and required bid documents is preferred. Bidders submitting uploaded images of bid responses are solely responsible for clarity. If uploaded images/documents are not legible, then bidder's submission will be rejected. Please note all requirements contained in this bid package for electronic bid submission.

Please visit our E-Procurement Page at www.jeffparishbids.net to register and view Jefferson Parish solicitations. For more information, please visit the Purchasing Department page at <http://purchasing.jeffparish.net>.

The general specifications for construction projects and the purchase of materials, services and/or supplies are those adopted by the JEFFERSON PARISH Council by Resolution No. 136353 or 141125 as amended. The general conditions adopted by this resolution shall be considered as much a part of this document as if they were written wholly herein. A copy may be obtained from the Office of the Parish Clerk, Suite 6700, Jefferson Parish General Government Building, 200 Derbigny Street, Gretna, LA 70053. You may also obtain a copy by visiting the Purchasing Department webpage at <http://purchasing.jeffparish.net> and clicking on Online Forms.

ADDITIONAL REQUIREMENTS FOR THIS BID

PLEASE MATCH THE NUMBERS PRINTED IN THIS BOX WITH THE CORRESPONDING INSTRUCTIONS BELOW.

10, 12, 13, 15

1. All bidders must attend the MANDATORY pre-bid conference and will be required to sign in and out as evidence of attendance. In accordance with LSA R.S. 38:2212(I), all prospective bidders shall be present at the beginning of the MANDATORY pre-bid conference and shall remain in attendance for the duration of the conference. Any prospective bidder who fails to attend the conference or remain for the duration shall be prohibited from submitting a bid for the project.
2. Attendance to this pre-bid conference is optional. However, failure to attend the pre-bid conference shall not relieve the bidder of responsibility for information discussed at the conference. Furthermore, failure to attend the pre-bid conference and inspection does not relieve the successful bidder from the necessity of furnishing materials or performing any work that may be required to complete the work in accordance with the specification with no additional cost to the owner.
3. Contractor must hold current applicable JEFFERSON PARISH licenses with the Department of Inspection and Code Enforcement. Contractor shall obtain any and all permits required by the JEFFERSON PARISH Department of Inspection and Code Enforcement. The contractor shall be responsible for the payment of these permits. All permits must be obtained prior to the start of the project. Contractor must also hold any and all applicable Federal and State licenses. Contractor shall be responsible for the payment of these permits and shall obtain them prior to the start of the project.

INSTRUCTIONS FOR BIDDERS AND GENERAL CONDITIONS

4. A LA State Contractor's License will be required in accordance with LSA R.S. 37-2150 et. seq. and such license number will be shown on the outside of the bid electronic envelope. Failure to comply will cause the bid to be rejected. When submitting the bid electronically, the license number must be entered in the appropriate field in the electronic procurement system. Failure to comply will cause the bid to be rejected.
5. It is the bidder's responsibility to visit the job site and evaluate the job before submitting a bid.
6. Job site must be clean and free of all litter and debris daily and upon completion of the contract. Passageways must be kept clean and free of material, equipment, and debris at all times. Flammable material must be removed from the job site daily because storage will not be permitted on the premises. Precaution must be exercised at all times to safeguard the welfare of JEFFERSON PARISH and the general public.
7. **PUBLIC WORKS BIDS:** All awards for public works in excess of \$5,000.00 will be reduced to a formal contract which shall be recorded at the contractor's expense with the Clerk of Court and Ex-Officio Recorder of Mortgages for the Parish of Jefferson. A price list of recordation costs may be obtained from the Clerk of Court and Ex-Officio Recorder of Mortgages for the Parish of Jefferson. All awards in excess of \$25,000.00 will require both a performance and a payment bond. Unless otherwise stated in the bid specifications, the performance bond requirements shall be 100% of the contract price. Unless otherwise state in the bid specifications, the payment bond requirements shall be 100% of the contract price. Both bonds shall be supplied at the signing of the contract.
8. **NON-PUBLIC WORKS BIDS:** A performance bond will be required for this bid. The amount of the bond will be 100% of the contract price unless otherwise indicated in the specifications. The performance bond shall be supplied at the signing of the contract.
9. **NON-PUBLIC WORKS BIDS:** A payment bond will be required for this bid. The amount of the bond will be 100% of the contract price unless otherwise indicated in the specifications. The payment bond shall be supplied at the signing of the contract.
10. All bidders must comply with the requirements stated in the attached "Standard Insurance Requirements" sheet attached to this bid solicitation. Failure to comply with this instruction will result in bid rejection.
11. A bid bond will be required with bid submission in the amount of 5% of the total bid, unless otherwise stated in the bid specifications. All sureties must be in original format (no copies) When submitting a bid online, vendors must submit an electronic bid bond through the respective online clearinghouse bond management system(s) as indicated in the electronic bid solicitation on Central Auction House. No scanned paper copies of any bid bond will be accepted as part of the electronic bid submission.
12. This is a requirements contract to be provided on an as needed basis. JEFFERSON PARISH makes no representations on warranties with regard to minimum guaranteed quantities unless otherwise stated in the bid specifications.
13. Freight charges should be included in total cost when quoting. If not quoted FOB DELIVERED, freight must be quoted as a separate item. Bid may be rejected if not quoted FOB DELIVERED or if freight charges are not indicated on bid form.
14. **PUBLIC WORKS BIDS - Completed, Signed and Properly Notarized Affidavits Required;** This applies to all solicitations for construction, alteration or demolition of public buildings or projects, in conformity with the provisions contained in LSA-RS 38:2212.9, LSA-RS 38:2212.10, LSA-RS 38:2224, and Sec 2-923.1 of the Jefferson Parish Code of Ordinances. For bidding purposes, all bidders must submit with bid submission COMPLETED, SIGNED and PROPERLY NOTARIZED Affidavits, including: Non-Conviction Affidavit, Non-Collusion Affidavit, Campaign Contribution Affidavit, Debt Disclosures Affidavit and E-Verify Affidavit. For the convenience of vendors, all affidavits have been combined into one form entitled PUBLIC WORKS BID AFFIDAVIT. This affidavit must be submitted in its original format, and without material alteration, in order to be compliant and for the bid to be considered responsive. A scanned copy of the completed, signed and properly notarized affidavit may be submitted with the bid, however, the successful bidder must submit the original affidavit in its original format and without material alteration upon contract execution. Failure to comply will result in the bid submission being rejected as non-responsive. The Parish reserves the right to award bid to the next lowest responsive and responsible bidder in this event.

INSTRUCTIONS FOR BIDDERS AND GENERAL CONDITIONS

15. NON PUBLIC WORK BIDS - Completed, Signed and Properly Notarized Affidavits Required in conformity with the provisions contained in LSA – RS 38:2224 and Sec 2-923.1 of the Jefferson Parish Code of Ordinances. For bidding purposes, all bidders must submit with bid submission COMPLETED, SIGNED and PROPERLY NOTARIZED Affidavits, including: Non-Collusion Affidavit, Debt Disclosures Affidavit and Campaign Contribution Affidavit. For the convenience of vendors, all affidavits have been combined into one form entitled NON PUBLIC WORKS BID AFFIDAVIT. This affidavit must be submitted in its original format, and without material alteration, in order to be compliant and for the bid to be considered responsive. A scanned copy of the completed, signed and properly notarized affidavit may be submitted with the bid, however, the successful bidder must submit the original affidavit in its original format and without material alteration upon contract execution. Failure to comply will result in the bid submission being rejected as non-responsive. The Parish reserves the right to award bid to the next lowest responsive and responsible bidder in this event.

16. The ensuing contract for this bid solicitation may be eligible for FEMA reimbursement and/or Federal funding/reimbursement. As such, the referenced appendix will be applicable accordingly and shall be considered a part of the bid documents. All applicable certifications must be duly completed, signed and submitted as per the appendix instructions. Failure to submit applicable certifications per the appendix instructions will result in bid rejection.

17. For this project, the Contractor shall not pay any state or local sales or use taxes on materials and equipment which are affixed and made part of the immovable property of the project or which is permanently incorporated in the project (hereinafter referred to as "applicable materials and equipment."). All purchases of applicable materials or equipment shall be made by the contractor on behalf of and as the agent of Jefferson Parish (Owner), a political subdivision of the State of Louisiana. No state and local sales and use taxes are owed on applicable materials and equipment under the provisions of Act 1029 of the 1991 Regular Session - Louisiana Revised Statute 47:301(8)(c). Owner will furnish to contractor a certificate form which certifies that Owner is not required to pay such state or local sales and use taxes, and contractor shall furnish a copy of such certificate to all vendors or suppliers of the applicable materials and equipment, and report to Owner the amount of taxes not incurred.

It shall be the duty of every parish officer, employee, department, agency, special district, board, and commission: and the duty of every contractor, subcontractor, and licensee of the parish, and the duty of every applicant for certification of eligibility for a parish contract or program, to cooperate with the Inspector General in any investigation, audit, inspection, performance review, or hearing pursuant to JPCO 2-155.10(19). By signing this document, every corporation, partnership, or person contracting with PARISH, whether by cooperative endeavor, intergovernmental agreement, bid, proposal, application or solicitation for a parish contract, and every application for certification of eligibility for a parish contract or program, attests that it understands and will abide by all provisions of JPCO 2-155.10.

All Public Work Projects are required to use the Louisiana Uniform Public Work Bid Form

All prices must be held firm unless an escalation provision is requested in this bid. Jefferson Parish will allow one escalation during the term of the contract, which may not exceed the U.S. Bureau of Labor Statistics National Index for all Urban Consumers, unadjusted 12 month figure. The most recently published figure issued at the time an adjustment is requested will be used. A request must be made in writing by the vendor, and the escalation will only be applied to purchases made after the request is made.

Are you requesting an escalation provision?

YES X NO MAXIMUM ESCALATION PERCENTAGE REQUESTED 4 %INITIAL BID PRICES WILL REMAIN FIRM THROUGH THE DATE OF 7-31-25 .

For the purposes of comparison of bids when an escalation provision is requested, Jefferson Parish will apply the maximum escalation percentage quoted by the bidder to the period to which it is applied in the bid. The initial price and the escalation will be used to calculate the total bid price. It will be assumed, for comparison of prices only, that an equal amount of material or labor is purchased each month throughout the entire contract.

DELIVERY: FOB JEFFERSON PARISH

INDICATE DELIVERY DATE ON EQUIPMENT AND SUPPLIES

 75 Days

LOUISIANA CONTRACTOR'S LICENSE NO.: (if applicable)

 N/A **THIS SECTION MUST BE COMPLETED BY BIDDER:**FIRM NAME: North America Fire Equipment Co., Inc. (NAFECO)ADDRESS: PO Box 2928CITY, STATE: Decatur, AL ZIP: 35602TELEPHONE: (800) 628-6233 FAX: (256) 355-0852EMAIL ADDRESS: ronald.woodall@nafeco.com

In the event that addenda are issued with this bid, bidders MUST acknowledge all addenda on the bid form. Bidder must acknowledge receipt of an addendum on the bid form by placing the addendum number as indicated. Failure to acknowledge any addendum on the bid form will result in bid rejection.

Acknowledge Receipt of Addenda: NUMBER: NUMBER: NUMBER: NUMBER: TOTAL PRICE OF ALL BID ITEMS: \$ AUTHORIZED
SIGNATURE: Ronald WoodallRonald Woodall

Printed Name

TITLE: Vice President

SIGNING INDICATES YOU HAVE READ AND COMPLY WITH THE INSTRUCTIONS AND CONDITIONS.

NOTE: All bids should be returned with the BID NUMBER and BID OPENING DATE indicated on the outside of the envelope submitted to the Purchasing Department.

INVITATION TO BID FROM JEFFERSON PARISH - continued

BID NO.: 50-00145438

SEALED BID

ITEM NUMBER	QUANTITY	U/M	DESCRIPTION OF ARTICLES	UNIT PRICE QUOTED	TOTALS
			TWO (2) YEAR CONTRACT FOR A SUPPLY OF BUNKER GEAR AND ACCESSORIES FOR THE JEFFERSON PARISH EAST BANK CONSOLIDATED FIRE DEPARTMENT		
1	60.00	ST	0010 - SET OF PPE BUNKER GEAR INCLUDES: BUNKER COAT, BUNKER PANT, & SUSPENDERS	\$ 3,590.15	\$ 215,409.00
2	20.00	EA	0020 - BUNKER GEAR: COAT	\$ 2,046.50	\$ 40,930.00
3	20.00	EA	0030 - BUNKER GEAR: PANTS	\$ 1,495.00	\$ 29,900.00
4	75.00	EA	0040 - BUNKER GEAR: SUSPENDERS	\$ 48.65	\$ 3,648.75
5	80.00	EA	0050 - HANGING LETTER PATCH ON BUNKER GEAR	\$ 70.25	\$ 5,620.00
6	1.00	EA	0060 - UP CHARGE FOR SIZES 60 & ABOVE - BUNKER COAT	\$ N/A	\$ 0.00
7	1.00	EA	0070 - UP CHARGE FOR SIZES 60 & ABOVE - BUNKER PANT	\$ N/A	\$ 0.00
			Additional Options: Particulate Guard Coat add \$291.00 each Pant add \$ 97.00 each See enclosed clarifications.		

Non-Public Works Bid Affidavit Instructions

- **Affidavit is supplied as a courtesy to Affiants, but it is the responsibility of the affiant to insure the affidavit they submit to Jefferson Parish complies, in both form and content, with federal, state and parish laws.**
- **Affidavit must be signed by an authorized representative of the entity or the affidavit will not be accepted.**
- **Affidavit must be notarized or the affidavit will not be accepted.**
- **Notary must sign name, print name, and include bar/notary number, or the affidavit will not be accepted.**
- **Affiant MUST select either A or B when required or the affidavit will not be accepted.**
- **Affiants who select choice A must include an attachment or the affidavit will not be accepted.**
- **If both choice A and B are selected, the affidavit will not be accepted.**
- **Affidavit marked N/A will not be accepted.**
- **It is the responsibility of the Affiant to submit a new affidavit if any additional campaign contributions are made after the affidavit is executed but prior to the time the council acts on the matter.**

Instruction sheet may be omitted when submitting the affidavit

Non-Public Works Bid

AFFIDAVIT

STATE OF Alabama

PARISH/COUNTY OF Morgan

BEFORE ME, the undersigned authority, personally came and appeared: Ronald Woodall, (Affiant) who after being by me duly sworn, deposed and said that he/she is the fully authorized Vice President of NAFECO (Entity), the party who submitted a bid in response to Bid Number 50-00145438, to the Parish of Jefferson.

Affiant further said:

Campaign Contribution Disclosures

(Choose A or B, if option A is indicated please include the required attachment):

Choice A _____ Attached hereto is a list of all campaign contributions, including the date and amount of each contribution, made to current or former elected officials of the Parish of Jefferson by Entity, Affiant, and/or officers, directors and owners, including employees, owning 25% or more of the Entity during the two-year period immediately preceding the date of this affidavit or the current term of the elected official, whichever is greater. Further, Entity, Affiant, and/or Entity Owners have not made any contributions to or in support of current or former members of the Jefferson Parish Council or the Jefferson Parish President through or in the name of another person or legal entity, either directly or indirectly.

Choice B X there are **NO** campaign contributions made which would require disclosure under Choice A of this section.

Debt Disclosures

(Choose A or B, if option A is indicated please include the required attachment):

Choice A _____ Attached hereto is a list of all debts owed by the affiant to any elected or appointed official of the Parish of Jefferson, and any and all debts owed by any elected or appointed official of the Parish to the Affiant.

Choice B X _____ There are **NO** debts which would require disclosure under Choice A of this section.

Affiant further said:

That Affiant has employed no person, corporation, firm, association, or other organization, either directly or indirectly, to secure the public contract under which he received payment, other than persons regularly employed by the Affiant whose services in connection with the construction, alteration or demolition of the public building or project or in securing the public contract were in the regular course of their duties for Affiant; and

[The remainder of this page is intentionally left blank.]

That no part of the contract price received by Affiant was paid or will be paid to any person, corporation, firm, association, or other organization for soliciting the contract, other than the payment of their normal compensation to persons regularly employed by the Affiant whose services in connection with the construction, alteration or demolition of the public building or project were in the regular course of their duties for Affiant.

Ronald Woodall

Signature of Affiant

Ronald Woodall

Printed Name of Affiant

SWORN AND SUBSCRIBED TO BEFORE ME

ON THE 15 DAY OF July, 2024.

Rhonda Sanders


Notary Public

Rhonda Sanders

Printed Name of Notary

Notary/Bar Roll Number

My commission expires 6/30/26.



Adams 68 Adams 10


[illegible][illegible]

Journal of Management Education 30(6)p.789-804

Figure 1. The effect of the concentration of the *Agrobacterium* suspension on the transformation efficiency of *Agrobacterium* strains. The *Agrobacterium* strains were grown in the YEA medium for 24 h and then adjusted to the concentration of 1×10^8 cells/ml. The cells were then mixed with the plant protoplasts and cocultured for 48 h. The transformation efficiency was determined by the number of GUS-positive cells. The results were expressed as the mean \pm SD of three independent experiments.

[illegible]

Journal of Management Education 30(6)





Fire &
Rescue

Law
Enforcement

EMS
Supplies

Industrial Safety
Options (ISO)

NAFECO


Certificate of Corporate Resolution

I, Jerrell Oaks, President of North America Fire Equipment Company, Inc. (NAFECO) organized and existing under the laws of the State of Alabama and having its principal place of business at 1515 West Moulton Street, Decatur, AL 35601, hereby certify that the following is a true copy of a resolution adopted by the Board of Directors of the Corporation at a meeting convened and held on Wednesday, March 28, 2024, at which a quorum was present and voting throughout and that such resolution is now in full force and effect, and is in accordance with the provisions of the charter and by-laws of this Corporation.

RESOLVED: That the Corporation approves RONALD WOODALL, Vice President, as signer on behalf of North America Fire Equipment Company, Inc. in regards to all bid information in regards to the Jefferson Parish East Bank #50-00145438 bid and or contract. This authorization includes ratification of any past actions of this authorized signer in regards to said solicitation.

I further certify that this Corporation is duly organized and existing, and has the power to take action called for by the foregoing resolution.

DIRECTORS:



Jerrell Oaks, President

July 8, 2024

Date



Brian Oaks, Secretary/Treasurer

July 8, 2024

Date

Witness my hand seal of this corporation
on the 28th day of May, 2024.

Bid EE11-24
Emergency Medical, Safety & Resce Equipment
Due June 12th, 2024 @ 12:00pm



Affix Corporate Seal



Join Mailing List Scan QR Code or www.nafeco.com/subscribe

www.nafeco.com

• 800-628-6233



SECRET

1. The following information was obtained from a confidential source who has provided reliable information in the past. It is being provided to you for your information and use. The information is being provided to you on a confidential basis and is not to be disclosed to any other person without the express written consent of the source.

2. The information is being provided to you for your information and use. It is being provided to you on a confidential basis and is not to be disclosed to any other person without the express written consent of the source.

3. The information is being provided to you for your information and use. It is being provided to you on a confidential basis and is not to be disclosed to any other person without the express written consent of the source.

SECRET



4. The information is being provided to you for your information and use. It is being provided to you on a confidential basis and is not to be disclosed to any other person without the express written consent of the source.



Fire &
Rescue

Law
Enforcement

EMS
Supplies

Industrial Safety
Options (ISO)

NAFECO

Certificate of Corporate Resolution
Page 2

State of ALABAMA

County of MORGAN

Personally appeared before me this 8th day of July 2024, Jerrell Oaks, the President of North America Fire Equipment Co., Inc. and Brian Oaks, the Secretary/Treasurer of North America Fire Equipment Co., Inc., and made oath that the above is a true copy from the records of the corporation.

Rhonda Sanders
Notary Public

My Commission expires: 06/30/26



Join Mailing List Scan QR Code or www.nafeco.com/subscribe

www.nafeco.com

• 800-628-6233 •



1. The first of these is the fact that the


the first of these is the fact that the

the first of these is the fact that the

the first of these is the fact that the

the first of these is the fact that the

the first of these is the fact that the





CERTIFICATE OF LIABILITY INSURANCE

DATE (MM/DD/YYYY)
03/11/2024

THIS CERTIFICATE IS ISSUED AS A MATTER OF INFORMATION ONLY AND CONFERS NO RIGHTS UPON THE CERTIFICATE HOLDER. THIS CERTIFICATE DOES NOT AFFIRMATIVELY OR NEGATIVELY AMEND, EXTEND OR ALTER THE COVERAGE AFFORDED BY THE POLICIES BELOW. THIS CERTIFICATE OF INSURANCE DOES NOT CONSTITUTE A CONTRACT BETWEEN THE ISSUING INSURER(S), AUTHORIZED REPRESENTATIVE OR PRODUCER, AND THE CERTIFICATE HOLDER.

IMPORTANT: If the certificate holder is an ADDITIONAL INSURED, the policy(ies) must have ADDITIONAL INSURED provisions or be endorsed. If SUBROGATION IS WAIVED, subject to the terms and conditions of the policy, certain policies may require an endorsement. A statement on this certificate does not confer rights to the certificate holder in lieu of such endorsement(s).

PRODUCER Stovall Marks Insurance 2601 Danville Rd SW Decatur AL 35603		CONTACT NAME: Kerrie Scott PHONE (A/C, No, Ext): (256) 355-7951 FAX (A/C, No): (256) 350-2022 E-MAIL ADDRESS: kscott@stovallmarks.com																								
INSURED North America Fire Equipment Co., Inc. Dba Nafeco 1515 W. Moulton St. Decatur AL 35601		INSURER(S) AFFORDING COVERAGE <table><tr><td>INSURER A:</td><td>Mesa Underwriters Specialty Insurance Company</td><td>NAIC #</td><td>36838</td></tr><tr><td>INSURER B:</td><td>EMCASCO Insurance Company</td><td></td><td>21407</td></tr><tr><td>INSURER C:</td><td>Evanston Insurance Company</td><td></td><td></td></tr><tr><td>INSURER D:</td><td>Ala SIWCF/Midwest Employers Casualty Co.</td><td></td><td>23612</td></tr><tr><td>INSURER E:</td><td></td><td></td><td></td></tr><tr><td>INSURER F:</td><td></td><td></td><td></td></tr></table>	INSURER A:	Mesa Underwriters Specialty Insurance Company	NAIC #	36838	INSURER B:	EMCASCO Insurance Company		21407	INSURER C:	Evanston Insurance Company			INSURER D:	Ala SIWCF/Midwest Employers Casualty Co.		23612	INSURER E:				INSURER F:			
INSURER A:	Mesa Underwriters Specialty Insurance Company	NAIC #	36838																							
INSURER B:	EMCASCO Insurance Company		21407																							
INSURER C:	Evanston Insurance Company																									
INSURER D:	Ala SIWCF/Midwest Employers Casualty Co.		23612																							
INSURER E:																										
INSURER F:																										

COVERAGES

CERTIFICATE NUMBER: CL2431110197

REVISION NUMBER:

THIS IS TO CERTIFY THAT THE POLICIES OF INSURANCE LISTED BELOW HAVE BEEN ISSUED TO THE INSURED NAMED ABOVE FOR THE POLICY PERIOD INDICATED. NOTWITHSTANDING ANY REQUIREMENT, TERM OR CONDITION OF ANY CONTRACT OR OTHER DOCUMENT WITH RESPECT TO WHICH THIS CERTIFICATE MAY BE ISSUED OR MAY PERTAIN, THE INSURANCE AFFORDED BY THE POLICIES DESCRIBED HEREIN IS SUBJECT TO ALL THE TERMS, EXCLUSIONS AND CONDITIONS OF SUCH POLICIES. LIMITS SHOWN MAY HAVE BEEN REDUCED BY PAID CLAIMS

INSR LTR	TYPE OF INSURANCE	ADDL INSD	SUBR VWD	POLICY NUMBER	POLICY EFF (MM/DD/YYYY)	POLICY EXP (MM/DD/YYYY)	LIMITS
A	<input checked="" type="checkbox"/> COMMERCIAL GENERAL LIABILITY <input type="checkbox"/> CLAIMS-MADE <input checked="" type="checkbox"/> OCCUR GEN'L AGGREGATE LIMIT APPLIES PER <input type="checkbox"/> POLICY <input type="checkbox"/> PRO-JECT <input type="checkbox"/> LOC <input type="checkbox"/> OTHER	Y		MP010100100006704	12/12/2023	12/12/2024	EACH OCCURRENCE \$ 3,000,000 DAMAGE TO RENTED PREMISES (Ea occurrence) \$ 100,000 MED EXP (Any one person) \$ 5,000 PERSONAL & ADV INJURY \$ 3,000,000 GENERAL AGGREGATE \$ 3,000,000 PRODUCTS - COMP/OP AGG \$ 3,000,000 \$
B	AUTOMOBILE LIABILITY <input type="checkbox"/> ANY AUTO OWNED <input checked="" type="checkbox"/> AUTOS ONLY HIRED <input checked="" type="checkbox"/> AUTOS ONLY SCHEDULED <input checked="" type="checkbox"/> NON-OWNED AUTOS ONLY	Y		5E82722	03/10/2024	03/10/2025	COMBINED SINGLE LIMIT (Ea accident) \$ 1,000,000 BODILY INJURY (Per person) \$ BODILY INJURY (Per accident) \$ PROPERTY DAMAGE (Per accident) \$ Medical payments \$ 5,000
C	<input type="checkbox"/> UMBRELLA LIAB <input checked="" type="checkbox"/> EXCESS LIAB <input type="checkbox"/> CLAIMS-MADE DED RETENTION \$			XOBW9955524	03/10/2024	03/10/2025	EACH OCCURRENCE \$ 1,000,000 AGGREGATE \$ 1,000,000 \$
D	WORKERS COMPENSATION AND EMPLOYERS' LIABILITY ANY PROPRIETOR/PARTNER/EXECUTIVE OFFICER/MEMBER EXCLUDED? (Mandatory in NH) If yes, describe under DESCRIPTION OF OPERATIONS below	Y/N	N/A	P102451AL2024/PUAL-129001	01/01/2024	01/01/2025	<input checked="" type="checkbox"/> PER STATUTE <input type="checkbox"/> OTH-ER E L EACH ACCIDENT \$ 1,000,000 E L DISEASE - EA EMPLOYEE \$ 1,000,000 E L DISEASE - POLICY LIMIT \$ 1,000,000
D	Out of State Workers Compensation			9053270001	01/01/2024	01/01/2025	Limits 1/1/1,000,000

DESCRIPTION OF OPERATIONS / LOCATIONS / VEHICLES (ACORD 101, Additional Remarks Schedule, may be attached if more space is required)

COPY

CERTIFICATE HOLDER

CANCELLATION

SHOULD ANY OF THE ABOVE DESCRIBED POLICIES BE CANCELLED BEFORE THE EXPIRATION DATE THEREOF, NOTICE WILL BE DELIVERED IN ACCORDANCE WITH THE POLICY PROVISIONS.

AUTHORIZED REPRESENTATIVE

Stephen F. Stovall

© 1988-2015 ACORD CORPORATION. All rights reserved.



7200 Poe Ave, Suite 400
Dayton, OH. 45414

Phn 800-421-2926
Fax 877-803-1032

ON BEHALF:

NAFECO

FOR:

Jefferson Parish East Bank Consolidated Fire

PSGQ30428 (7/12/24)

BID 50-00145438

Description	MFGR Part #	Page: 1
-------------	-------------	---------

--- SEE BELOW FOR COAT, PANTS, AND OPTIONS

*** Custom Turnout Coat - 2024 ***

>>> 38" COAT LENGTH (UPCHARGE)\$

Coat Model / Design	Super-Deluxe™ Coat
----------------------------	-------------------------------

LION® Turnout Super-Deluxe™, Traditional Coat with Freedom design.
Fully featured coat with Bi-swing Back for forward mobility.

Coat Model / Design	CSTM/F
----------------------------	---------------

MALE 29" (CSTM-29), 30.5" (CSTM-305), 32" (CSTM-32), 33.5" (CSDM-335), 35" (CSDM-35) & 38" (CSDM-38); FEMALE 29" (CSTF-29) & 32" (CSDF-32) Super Deluxe Coat

Coat Liner & Moisture Barrier	N7 - Traditional
--	-------------------------

Traditional Liner, 6.4 oz/yd2 Glide Ice facecloth quilted to 1 layer NOMEX Nano and 1 layer 2.3 oz DWR Nomex nonwoven spunlace, CROSSTECH® BLACK (Type 2F) PTFE/Nomex® Pajama Check laminated membrane

Coat Inner Yoke Reinforcement	LYR224
--------------------------------------	---------------

(Std) Semper Dri® front and back yokes sewn to coat thermal liners.

Coat Water Well	CLW225
------------------------	---------------

(Std) Water Well: Chambray dwr 2 layer araflo E89 quilt/Pajama Check Crosstech with 1"elastic wrist shield. w-well with 3/4" loop, male snap, sewn to coat liner sleeves - For non V-Fit

Coat Wristlets	CLW753
-----------------------	---------------

(Std) 8" isodri® over the hand- KEVLAR® / NOMEX® / Spandex® construction

Coat Outer Shell Material	7oz PBI® Max Natural
----------------------------------	---------------------------------

PBI® Max, 7.0 oz. - Natural/Gold

Reflective Trim	CT204PTR
------------------------	-----------------

3" NYC Red Ventilated Triple Trim

Drag Rescue Device**BHS020**

(Std) DRD: Firefighter Recovery Harness with 2" welt and 5.25x2.25" flap with rounded corners. 1 piece 1x2" loop for harness storage. 2 pieces 1x2" loop on shell flap closure, 2 pieces 1x2" hook on flap. 1 piece 1.5x2" hook on harness. 1 piece 2x2" loop underneath chest trim for harness storage, 1 pair 1x3.5" self-fabric straps with 1x2" hook and loop.

Coat Collar**CR237**

(Std) 3" split self fabric collar with CROSSTECH® PJ lined. 2 pieces 1x3" hook on each end inside and two pieces 1" hook set 1/2" from center along top edge for liner attachment. 1.5x4" hook&loop for front closure.

NO THROAT TAB

>>> No Throat Tab - LION PASSES NFPA 1971 SHOWER TEST WITHOUT THROAT TAB.

Collar Flashing**CLF225**

3" Self fabric, PJ CROSSTECH liners split collar with 2 pieces 1x3" loop on moisture barrier, 2 pieces 1" loop set 1/2" from center along top edge for attachment to shell. .75" hook along bottom edge of liner top collar & .75" loop along neckline of thermal liner. Separable Liner Only. Use with CR236 & CR237

Coat Cuff Reinforcement**CC702-GLD**

Gold Polymer coated aramid cuff reinforcements

Coat Elbow Reinforcement**BE26-GLD**

Gold Polymer w/Lite-N-Dri™ cushioning, Elbows Reinforcement

Coat Shoulder Reinforcement**SC715**

Self fabric shoulder caps

Coat Closure System**SF262**

3" Stormflap w/2 layer self fabric & Gore RT7100 PTFE, thermoplastic zipper in (bottom 3" of zipper on left side is angled out), 1.5" hook & 1.5" loop out(zipper in, loop on coat front, ***hook on stormflap***).

Coat Pockets

Turn-Out Pockets**HP702**

(2) 8x8x2" semi bellow & handwarmer comb. pkt w/6" opening on blw side, semi bellow fully lined with KEVLAR® twill and KEVLAR® twill backer, handwarmer lined w/ fleece. 2pcs 1.5x3" lp on pkt & 2pcs 1.5x3" hk on flp, 2 layers lite-n-dri insd flp corner & PCA tab out.

Item Location for Above

LEFT & RIGHT FRONT BOTTOM

Turn-Out Pockets**RP803**

3.5x9x3" radio pocket with poly cotton fully lined all 3 sides inside pocket and flap, 1 piece 2x2" loop on pocket, 1 piece 2x3" hook on flap, antenna notch on flap.

Item Location for Above

LEFT CHEST - ANTENNA NOTCH ON LEFT SIDE

Flashlight Strap**FLS573**

1x12" self fabric strap with 1 piece 1x3" hook on one end & 1 piece 1x3"

loop on opposite end, strap X-stitched to shell, 2 tacks.

Item Location for Above

Right Chest 2" above chest trim; FLS510 will be 3.5" above.

Flashlight Snap-Hook

FLS510

1x2" 2 layer self fabric 703 flashlite snap holder with 2 bartacks

Item Location for Above

Right Chest 3.5" above FLS573.

Letter Patch Attachment

MF022

1.5x18" loop sewn to center inside coat back at hem with white thread through the trim.

Instructions for Above

SPECIAL
INSTRUCTIONS

>>> MF022 TO RECEIVE MF026

Lettering Patches

MF026

Two female logo snaps on coat shell at hem.

Instructions for Above

SPECIAL
INSTRUCTIONS

>>> MF026 TO BE SET THRU ALREADY-SET MF022; SET LIKE LPS13.

Sewn On Lettering

LTSL3RIS

Sewn On 3" Red / Orange 3M™ Scotchlite™ Letters (each line) max 5 Alpha Numeric ID Characters

Lettering

Lettering to read - JPFD

Location for Lettering

ACROSS YOKE

Mic Tab

MT503

1" x 3" triple layer self fabric mic tab bartacked each end.

Item Location for Above

LEFT CHEST - ABOVE RADIO PKT

Hanger Loop

HL02

(Std) 5/8" x 5 1/2" Self fabric hangerloop.

*** Custom Turnout Pants - 2024 ***

--- NOT INCLUDING SUSPENDERS ---

Pant Model / Design**PSUM/F**

LION® Turnout Super Pant™, Contoured high waist for increased comfort includes freedom design.

Pant Liner & Moisture Barrier**N7 - Traditional**

Traditional Liner, 6.4 oz/yd2 Glide Ice facecloth quilted to 1 layer NOMEX Nano and 1 layer 2.3 oz DWR Nomex nonwoven spunlace, CROSSTECH® BLACK (Type 2F) PTFE/Nomex® Pajama Check laminated membrane

Liner Inspection System**PLO200**

(Std) Pant liner inspection system with 1x3" loop located at right side of liner waist.

Pant Outer Shell Material**7oz PBI® Max Natural**

PBI® Max, 7.0 oz. - Natural/Gold

MISC. Fasteners**MF018**

(Std) 1x3" hook sewn to right shell front for the pant liner inspection system.

Pant Fly Closure**FLY230A**

(Std) Pant fly w/ PJ Ctech, closure thermo plastic zipper inside w/ 1.5" hook & loop, 3/4" hook underneath PJ Crosstech for liner attachment.

Belts and Harnesses**BHS013**

2" wide KEVLAR® belt with 2" self-locking thermoplastic buckle with quick release mechanism.

Belts and Harnesses**BL007**

3 Belt loops, 4" wide by 3.5" high, 2-layer self-fabric, double stitched to pant shell, bartacked all four corners

Instructions for Above**SPECIAL INSTRUCTIONS**

>>> DELETE STD TUP700

Leg Tabs**LGT000-GRY**

(Std) 2 Grey Leather leg tabs per leg with non-logo female snaps.

Pant Knee Reinforcement**KP228-GLD**

Gold Polymer Coated Aramid bellow knee w/ 1 layer of Lite-N-Dri padding and 1 layer of silicone padding.

Pant Cuff Reinforcement**PC504-GLD**

Gold Poly-coated aramid pant cuffs and 3x3.5" kick shield.

MISC. Pant Options**PMO542**

"Boot cut" pant legs.

Pant Pockets

Turn-Out Pockets**FBP651**

10x10x2" Full bellow pocket w/ KEVLAR® twill fully lined all 4 sides, 1 pc. 1x10" loop on pocket & 3 pcs. 1x3" hook on flap.

--- USE FBP654 ON SMALLER PANTS ---

Item Location for Above

PKTLOC-TR

Thigh Right

Turn-Out Pockets

BDP775

10x10x2" Split bellow pocket w/ KEVLAR® twill fully lined all 4 sides inside pocket, 1pc. 1x10" loop on pocket & 3pcs. 1x3" hook on flap.
>>> USE BDP792 FOR SHORT INSEAMS; BDP954 FOR SHORT INSEAMS WITH SMALLER WAIST.

Item Location for Above

PKTLOC-TL

Thigh Left

Reflective Trim

PTC4PT3R

3" Red Ventilated Triple Trim Reflective trim around leg bottoms- 4 rows lockstitch.

Suspender Tabs

PMO210

Four 2" wide self material suspender tabs with 1.75x3" leather reinforcement. 2 male and 2 female logo snaps, attached to waist with 2 on the front and 2 on the back. Reinforced with 2 bartacks on each tab.

Suspenders

SB342T=01

42" (Regular) EZH H-Back Quick Adjust Non-Stretch Suspenders with trim w/ 2" metal loops, Black (Requires PMO210)

*** OPTIONS ***

- COAT: Hanging Letter Patch w/ Coat

Lettering Patches

LP34

5x18" contoured 2 layer self fabric one line letter patch to be attached to hem of coat.

Instructions for AboveSPECIAL
INSTRUCTIONS

>>> DELETE MF022/MF026 FROM COAT SPEC

Lettering Patch Attachment

LPV13

(For LP34): There shall be 1.5x18" hook sewn to top edge of 5x18" patch and 1.5x18" loop sewn with while thread through the trim to coat back inside at hem.

Lettering Patch Attachment

LPS6

(For LP34): 1 male snap at top corners of letter patch & 2 female logo snaps on inside of shell to align with the male snaps = 2 male & 2 female nonlogo snaps.

Sewn On Lettering

LTSL3YNS

Sewn On 3" Lime/Yellow 3M™ Scotchlite™ Letters (each line) 6 - 12 Alpha Numeric Name Characters

Lettering

Lettering shall be for 1st Initial + Period (.) + Last Name.

Location for Lettering

On above patch (LP34)

- COAT: Particulate Blocking

Smoke Resistant	A-REDZONE-CO AT
------------------------	----------------------------

Smoke Resistant Upgrade - V-Force Coat

Instructions for Above	SPECIAL INSTRUCTIONS
-------------------------------	---------------------------------

>>> INDICATE ON PO COLOR (RED OR BLACK) OF VELCRO ON STORM FLAP AND IF CUFF NEEDS CHANGED TO RED NOMEX.

- PANTS: Particulate Blocking

Smoke Resistant	A-REDZONE-PA NT
------------------------	----------------------------

Smoke Resistant Upgrade - V-Force Pants

Instructions for Above	SPECIAL INSTRUCTIONS
-------------------------------	---------------------------------

>>> INDICATE ON PO IF CUFF NEEDS CHANGED TO RED NOMEX.

JEFFERSON PARISH (LA)

EXCEPTIONS/CLARIFICATIONS

LION fully meets and exceeds the intent of these specifications in providing the highest quality of safety, comfort, and wear life under every category. Due to differing construction designs and/or patents a manufacturer may hold, Lion Apparel will supply items to this bid per the design we have, to meet and/or exceed these specifications. Items to be supplied are equal in quality and performance to those specified and will not compromise the function intended in said specification.

PROTECTIVE JACKET AND PANTS FOR STRUCTURAL FIRE FIGHTING

SIZING

The jacket length shall measure as follows for entire circumference at the bottom: 29" or 30.5" or 32" or 33.5" or 35" long (male); 29" or 32" long (female).

METHOD OF THERMAL LINER/MOISTURE BARRIER ATTACHMENT

The coat moisture barrier/thermal liner shall be completely detachable from the outer shell for ease of cleaning by the use of hook and loop, zippers, and snaps. There shall be a zipper down each front facing, hook and loop along the neck to interface with collar as well as hook and loop and one snap at each sleeve end. The pants moisture barrier/thermal liner shall be completely detachable from the outer shell for ease of cleaning by using snaps. Nine evenly spaced snaps shall secure the liner to the integral waistband; Two snaps shall be set in leather leg tabs at each leg end.

STRUCTURAL COMPOSITE PERFORMANCE

The garment composite, consisting of an outer shell, moisture barrier and thermal liner, shall provide a Thermal Protective Performance (TPP) rating of not less than 39 when tested in accordance with NFPA:1971, 2018 Edition. The garment composite, consisting of an outer shell, moisture barrier and thermal liner, shall provide a Total Heat Loss (THL) rating of not less than 271 when tested in accordance with NFPA:1971, 2018 Edition.

STITCHING

The following shall be used for MAJOR A & B SEAMS.

- For Outer Shell: Stitch Type 515 and Seam Type LSbm4; Stitch Type 401 and Seam Type LSc4; Stitch Type 301 and Seam Type SSae2.
- For Thermal Lining: Stitch Type 515 and Seam Type LSbm4.
- For Moisture Barrier: Stitch Type 504 and Seam Type SSa1.

Both felled seams and safety stitch seams along with lock stitch are used due to the way LION garments are built with curved pieces instead of straight lines for better mobility.

JACKET CONSTRUCTION

REINFORCED TRIM STITCHING

TrimTrax is proprietary to Globe. The trim shall be sewn with four (4) rows lockstitch 301, minimum (6) stitches/inch for most secure trim attachment. This low profile sewing technique

reduces the likelihood of abrasion of the stitching, snagging, catching or tearing. The four rows of stitching using the lockstitch technique is more secure than the two rows of chain stitching which can unravel if a stitch is broken.

COLLAR AND FREE HANGING THROAT TAB

The Collar will not have a Throat Tab; not required by LION to meet NFPA Certification. The LION standard Collar closure is designed to pass the NFPA Shower Test without the addition of a throat tab.

WRISTLETS / SLEEVE WELLS

An internal wristlet shall consist of a 2-ply knit of 48% NOMEX®/48% KEVLAR® and 4% Spandex for superior recovery. Wristlet to be combination of natural and khaki colors, and with extremely durable Teflon® water resistant alloy not less than 8" extending completely over the palm with a thumbhole preventing the wristlet from sliding back. A layer of DuPont Nomex Nano Flex shall be inside the wristlets to help reduce particulate ingress. Wristlets shall be double stitched and bound to the moisture barrier/thermal liner providing extended thermal and slash protection.

A combination Chambray face cloth quilted to two layers of AraFlo E89 and one layer of breathable CROSSTECH® Black (Type 2F) moisture barrier leader shall be sewn no more than 1" back from the combination liner sleeve end to form a sleeve well. A 3/4" wide strip of loop fastener shall be sewn full circumference to the end of the thermal liner leader to help secure the combination liner to the outer shell. A CROSSTECH® Black (Type 2F) moisture barrier leader shall be sewn no more than 1" back from the combination liner sleeve end. This leader shall be approximately 4" in length and end with a gathering of 1" elastic. This sleeve well shall prevent water and hazardous materials from entering the sleeve when arms are in a raised position.

The combination liner sleeve ends shall be inserted into the outer shell sleeve ends by means of lining up the snaps then attaching the loop fastener of the combination liner sleeve end with the hook fastener on the outer shell sleeve. This method of combination liner attachment shall prevent any gaps from occurring between the combination liner and sleeve well during a full range of motion. The combination liner shall extend to within 1" of the sleeve end.

ELBOW THERMAL ENHANCEMENT

The elbow thermal enhancement shall be 1/8" thick, fire retardant closed-cell foam oriented between the outer shell and elbow insert reinforcement.

PANT CONSTRUCTION

BODY/CONTURED SADDLE

The pant shall be no more than 1" higher in the front than a standard bunker pant with a gradual increase to 2" higher than a standard bunker pant in the rear. The pant inseam shall incorporate a comfort/mobility design in all layers. The banded pant insert shall run continuously from the top of the mobile knee of one leg, through the crotch, to the top of the mobile knee of the opposite leg. This design eliminates crotch seams therefore eliminating crotch seam failure. This design also provides a more comfortable fit and increased mobility while decreasing bunching of materials

REINFORCED TRIM STITCHING

TrimTrax is proprietary to Globe. The trim shall be sewn with four (4) rows lockstitch 301, minimum (6) stitches/inch for most secure trim attachment. This low profile sewing technique reduces the likelihood of abrasion of the stitching, snagging, catching or tearing. The four rows of stitching using the lockstitch technique is more secure than the two rows of chain stitching which can unravel if a stitch is broken.

WAISTBAND

The non-elasticized waist of the pants shall be reinforced on the inside with two-ply of outer shell fabric material not less than 1.5" in width. The pant waist shall be turned under to provide double material strength with the independent waistband, which shall then be double stitched to the outer shell.

CLOSURE SYSTEM - Half Black Belt with Tunnel

There shall be a removable two inch wide KEVLAR® belt with 2" self-locking thermoplastic buckle with quick-release mechanism. There shall be three belt loops of two-layers of self fabric, 4" wide by 3.5" high shall be double stitched to pant shell and bartacked at all four corners. One loop at center back and one loop on each side.

KNEE

The knee shall be gold polymer coated aramid and measure 9" across the bottom, not less than 7" on the sides and gradually increase to 12" at the center point at the apex. For added thermal protection, an additional layer of uninterrupted 1/8" thick, fire retardant closed-cell foam shall be positioned between the moisture barrier and thermal liner. For added thermal protection, an additional layer of 1/8" thick, fire retardant closed-cell foam and a layer of silicone shall be positioned between the outer shell and knee reinforcement.

PADDED RIP-CORD SUSPENDERS & ATTACHMENT

There shall be a similar method of suspender attachment to the pants, however in order to reduce stress on the pant waistband and the suspender attachment loops, the configuration will be reversed. Metal loops are provided on the bottom of the H-Back suspender and snap tabs are provided on the waistband of the pants.

PPE RECORD KEEPING

There may be a negotiated annual fee to cover use, troubleshooting support, and maintenance.